

DATE: January 17, 2003

TO: J. Bernard Machen SUBJECT: 5-Part Monthly Activity Report
 FROM: Raymond F. Gesteland

Part I of IV--RESEARCH ACTIVITY SUMMARY

	December 2002		December 2001		FISCAL YEAR TO DATE (7/02-12/02)		FISCAL YEAR TO DATE (7/01-12/01)	
	No.	Total Amt.	No.	Total Amt.	No.	Total Amt.	No.	Total Amt.
PROPOSALS*	85	\$ 29,336,289	93	\$ 38,360,031	763	\$ 392,054,425	758	\$ 374,484,397
AWARDS								
Research	125	\$17,046,339	131	\$14,352,598	852	\$123,635,356	858	\$113,278,368
Other	28	1,267,177	25	2,012,286	237	18,016,918	166	13,563,414
Instruction	7	725,350	17	6,187	59	5,241,694	88	7,074,372
Clinical	10	598,353	11	1,684,493	60	6,563,044	98	7,704,867
SUBTOTALS	170	19,637,219	184	18,055,564	1,208	153,457,012	1,210	141,621,021
Fellowships & Financial Aids		125,016		(790)		2,031,017		6,535,709
ALL AWARD TOTALS		\$ 19,762,235		\$ 18,054,774		\$ 155,488,029		\$ 148,156,730

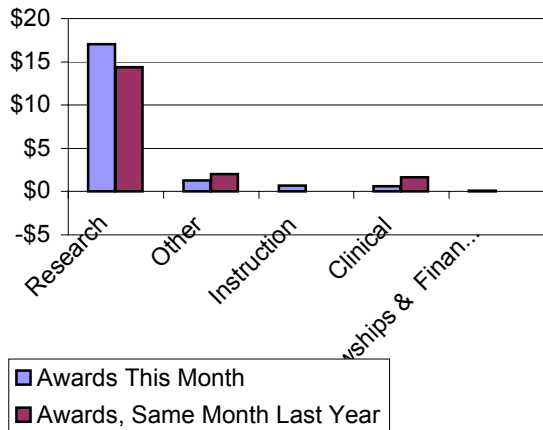
- cc: Coralie Alder
 A. Lorris Betz
 Vincent Bogdanski
 Paul Brinkman
 Jane Carey
 Arnold B. Combe
 Fred C. Esplin
 Cecelia H. Foxley
 John G. Francis
 Raymond F. Gesteland
 Peter L. Goss
 W. Ralph Hardy
 Jerry Kaplan
 Nancy Lyon
 J. Michael Mattsson
 Barbara K. Nielsen
 David W. Pershing
 Ronald J. Pugmire
 Lee Siegel
 Amy Sikalis
 Laura Snow
 Kimberly Wirthlin

Raymond F. Gesteland
 Vice-President for Research

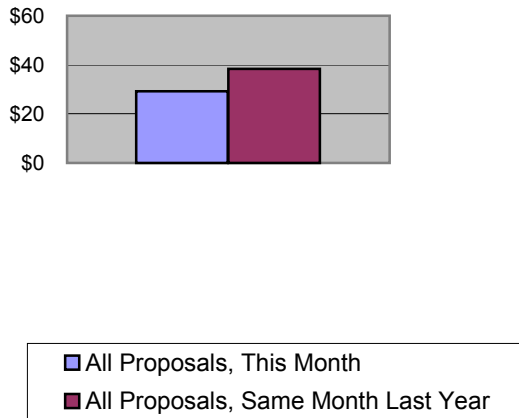
Part I of V Summary of University Research Activity December 2002

December 2002 vs. December 2001

Awards, In Millions

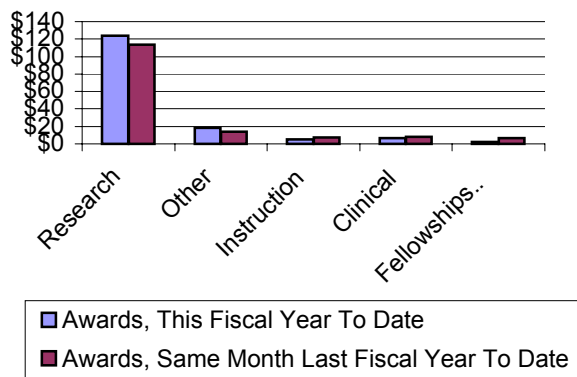


Proposals, In Millions

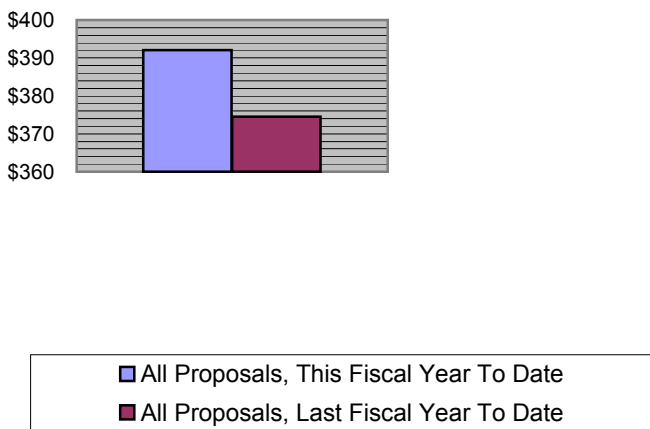


FYTD December 2002 vs. FYTD December 2001

Awards, In Millions



Proposals, In Millions



VICE-PRESIDENT FOR RESEARCH
December 2002
Part II of V--PROPOSALS AND AWARDS OVER \$2 MILLION

DATE: January 17, 2003

PROPOSALS

	<i>Department</i>	<i>Sponsor Name</i>	<i>Proposal Title</i>	<i>Start Date</i>	<i>End Date</i>	<i>Total Amount</i>
Engineering						
Siddiqui, Mohammed	Civil/Environmental Engr	NSF/Natl Science Fndn	NSF 01-148. Preproposal: Regional Environmental Nanochemistry Research Center.	1/1/03	8/1/04	\$2,820,000
VP/Student Affairs						
Felker, Kathryn S	Educational Opportunity	US Dept Of Education	Upward Bound Project To Provide College Preparation Opportunities For 100 Disadvantaged Youth In Salt Lake County.	6/1/03	5/31/08	\$2,525,744

AWARDS

<i>Department</i>	<i>Sponsor Name</i>	<i>Proposal Title</i>	<i>Start Date</i>	<i>End Date</i>	<i>Total Amount</i>
-------------------	---------------------	-----------------------	-------------------	-----------------	---------------------

There were no awards over \$2 million in December, 2002.

VICE-PRESIDENT FOR RESEARCH
December 2002
Part III of V--AWARDS BY SPONSOR

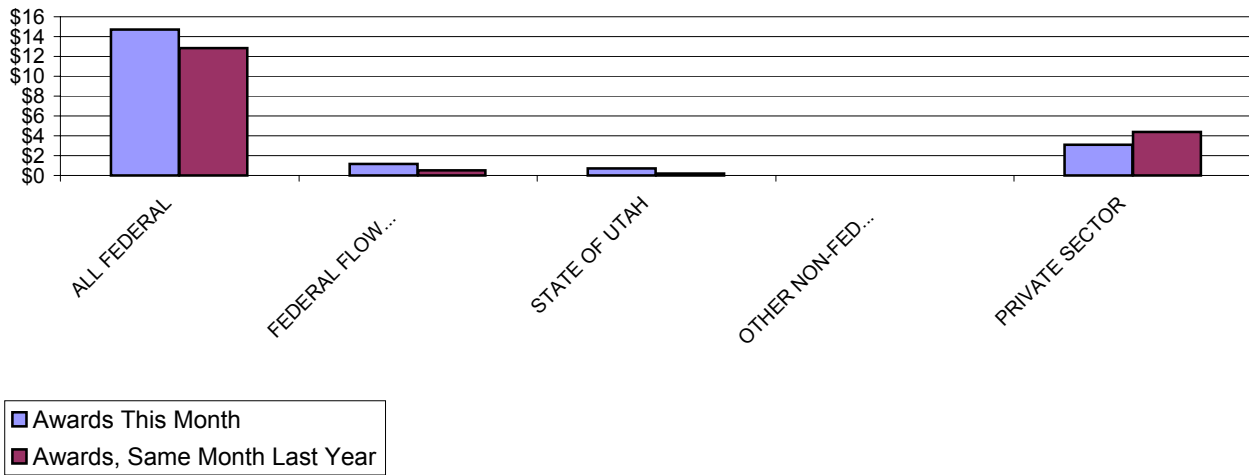
DATE: January 17, 2003

	December 2002		December 2001		FISCAL YEAR TO DATE (7/02-12/02)		FISCAL YEAR TO DATE (07/01-12/01)	
	<u>No.</u>	<u>Total Amt.</u>	<u>No.</u>	<u>Total Amt.</u>	<u>No.</u>	<u>Total Amt.</u>	<u>No.</u>	<u>Total Amt.</u>
ALL FEDERAL	92	\$ 14,711,382	90	\$ 12,831,061	542	\$ 101,738,262	495	\$ 92,288,954
<i>Misc. Federal Agencies</i>	0	-	1	398,900	6	926,492	9	1,339,908
Nat'l Aeronaut/Space Adm	3	41,717	3	492,679	7	291,892	7	594,299
Nat'l Endowmt/Humanitie	0	-	0	-	1	107,331	3	29,993
Nat'l Science Foundation	8	793,155	16	588,952	81	12,446,189	81	10,485,246
US Dept of Agriculture	0	-	0	-	1	134,510	3	363,530
US Dept of Commerce	0	-	1	-	6	237,271	4	206,319
US Dept of Defense	1	131,819	5	494,696	21	1,705,745	20	2,341,980
US Dept of Education	0	-	2	326,192	11	2,127,121	13	1,969,026
US Dept of Energy	6	408,240	7	576,541	49	5,383,039	40	4,798,568
US Dept of the Interior	3	120,885	4	257,208	20	764,589	14	532,984
US Dept of Transportation	0	-	0	-	0	-	3	77,503
US Environmental Prot Agc	0	-	0	-	2	100,000	1	5,000
US Health & Human Servs	71	13,215,566	51	9,695,893	337	77,514,083	297	69,544,598
US Veterans Admin	0	-	0	-	0	-	0	-
FEDERAL FLOW-DOWN	19	1,139,221	19	542,814	194	9,900,229	178	8,487,493
STATE OF UTAH	10	707,898	8	219,995	82	5,928,878	98	5,715,361
OTHER NON-FED GOVT.	-	-	1	95,118	6	141,782	5	143,254
PRIVATE SECTOR	49	3,078,718	66	4,366,576	384	35,747,861	434	34,985,959
Commercial Sponsors	36	2,294,202	33	2,793,782	218	14,141,017	234	13,969,645
Not-For-Profit Sponsors	13	784,516	33	1,572,794	166	21,606,844	200	21,016,314
GRAND TOTALS	170	\$ 19,637,219	184	\$ 18,055,564	1,208	\$ 153,457,012	1,210	\$ 141,621,021

Part III of V Summary of Awards by Sponsor December 2002

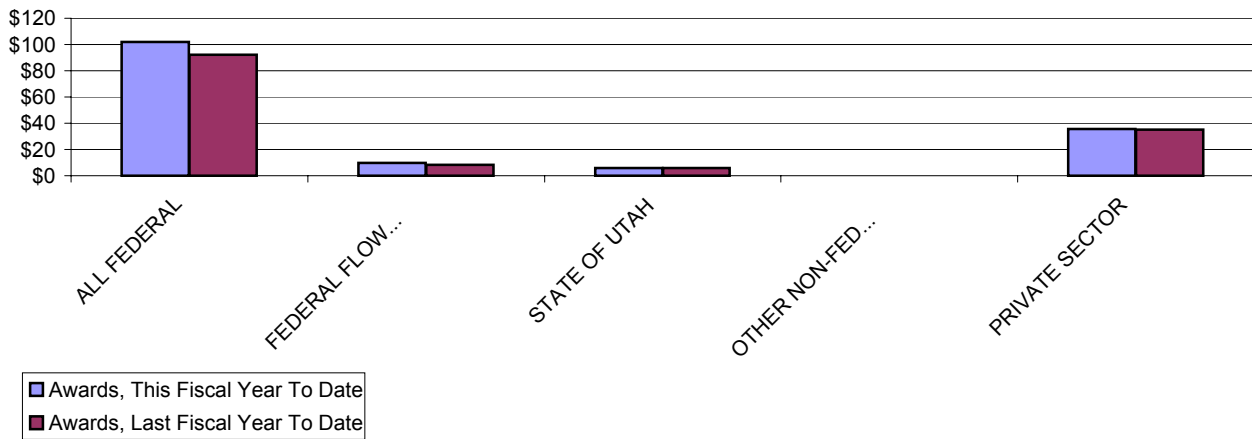
December 2002 vs. December 2001

Awards, In Millions



FYTD December 2002 vs. FYTD December 2001

Awards, In Millions



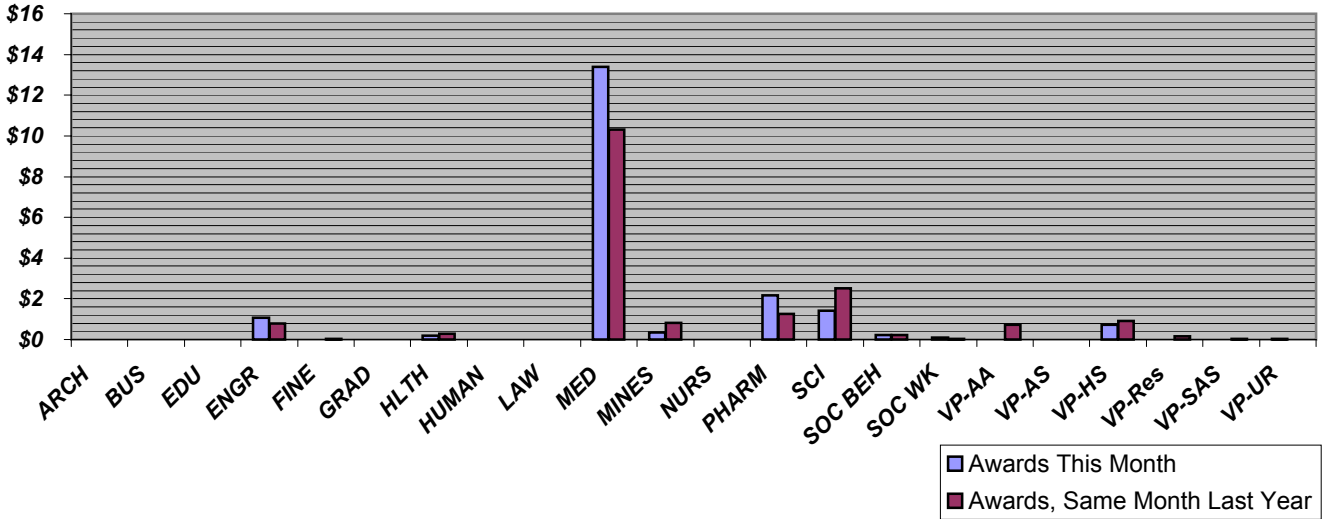
VICE-PRESIDENT FOR RESEARCH
December 2002
Part IV of V--AWARDS BY COLLEGE

DATE: January 17, 2003

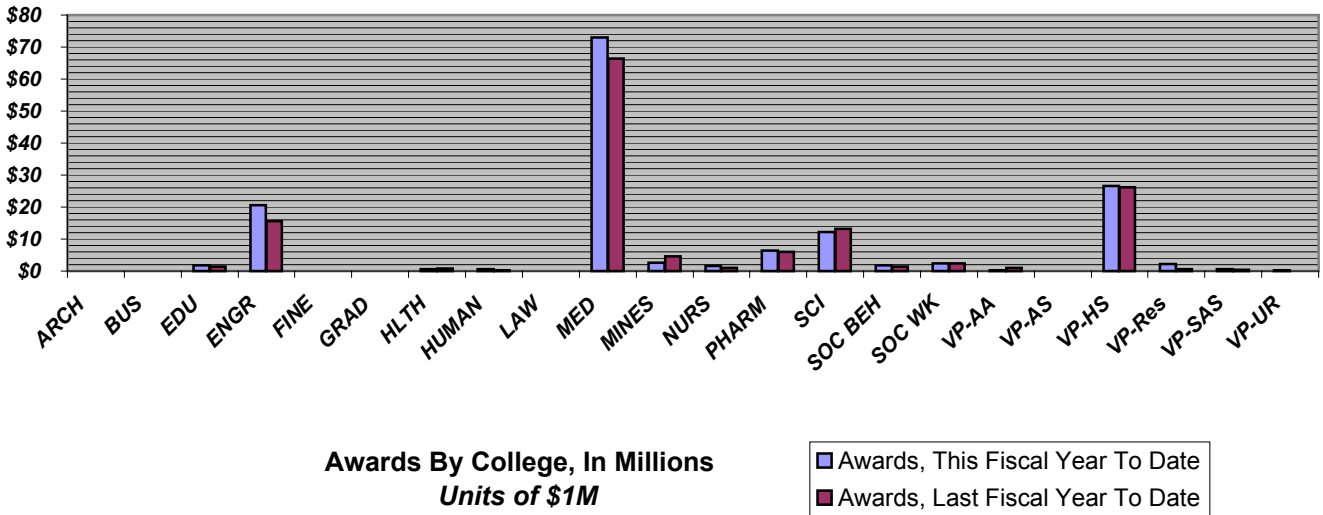
	December 2002		December 2001		FISCAL YEAR TO DATE (7/02-12/02)		FISCAL YEAR TO DATE (07/01-12/01)	
	<u>No.</u>	<u>Total Amt.</u>	<u>No.</u>	<u>Total Amt.</u>	<u>No.</u>	<u>Total Amt.</u>	<u>No.</u>	<u>Total Amt.</u>
ARCHITECTURE	0	-	0	-	3	54,008	1	2,457
BUSINESS	0	-	0	-	3	25,827	0	-
EDUCATION	0	-	0	-	11	1,708,007	10	1,481,910
ENGINEERING	21	1,079,314	24	791,028	204	20,698,335	203	15,632,353
FINE ARTS	1	1,500	1	22,000	4	56,000	2	22,000
GRADUATE SCHOOL	0	-	0	-	1	37,270	1	17,940
HEALTH	5	203,835	6	298,409	18	667,256	21	830,474
HUMANITIES	0	-	0	-	7	505,631	4	212,352
LAW	0	-	0	-	0	-	3	-
MEDICINE	88	13,398,098	80	10,301,819	511	72,967,791	480	66,443,825
MINES & EARTH SCIENCES	12	340,260	15	802,532	66	2,603,085	62	4,648,115
NURSING	0	-	0	-	10	1,527,456	11	900,982
PHARMACY	13	2,171,455	9	1,245,410	49	6,432,831	46	6,086,003
SCIENCE	16	1,424,458	28	2,529,973	122	12,211,764	119	13,268,283
SOCIAL & BEHAVIORAL SCIENCES	4	234,240	5	209,063	32	1,770,925	38	1,497,693
SOCIAL WORK	2	92,056	1	29,386	23	2,338,653	25	2,389,232
VP/ACADEMIC AFFAIRS	0	-	4	715,304	6	179,443	15	942,955
VP/ADMINISTRATIVE SERVICES	0	-	0	-	0	-	1	37,500
VP/HEALTH SCIENCES	5	715,369	8	912,996	112	26,559,432	145	26,125,355
VP/RESEARCH	2	(52,866)	2	165,000	14	2,278,414	10	588,409
VP/STUDENT AFFAIRS & SERVICES	0	-	1	32,644	7	600,116	7	394,183
VP/UNIVERSITY RELATIONS	1	29,500	0	-	5	234,768	6	99,000
GRAND TOTALS	170	\$19,637,219	184	\$18,055,564	1,208	\$153,457,012	1,210	\$141,621,021

Part IV of V Summary of Awards by College December 2002

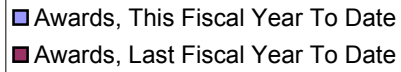
December 2002 vs. December 2001



FYTD December 2002 vs. FYTD December 2001



**Awards By College, In Millions
Units of \$1M**



VICE-PRESIDENT FOR RESEARCH
December 2002
Part V of V--GENERAL COLLEGE ACTIVITY

DATE: January 17, 2003

		December 2002		December 2001		FISCAL YEAR TO DATE (7/02-12/02)		FISCAL YEAR TO DATE (07/01-12/01)	
		<u>No.</u>	<u>Total Amt.</u>	<u>No.</u>	<u>Total Amt.</u>	<u>No.</u>	<u>Total Amt.</u>	<u>No.</u>	<u>Total Amt.</u>
ARCHITECTURE									
Proposals		0	-	0	-	1	2,500	1	2,457
Awards	Research	0	-	0	-	2	52,638	0	-
	Other	0	-	0	-	1	1,370	1	2,457
	Instruction	0	-	0	-	0	-	0	-
	Clinical	0	-	0	-	0	-	0	-
	Totals	0	-	0	-	3	54,008	1	2,457
BUSINESS									
Proposals		1	485,577	2	148,449	12	4,787,092	3	337,271
Awards	Research	0	-	0	-	1	2,000	0	-
	Other	0	-	0	-	2	23,827	0	-
	Instruction	0	-	0	-	0	-	0	-
	Clinical	0	-	0	-	0	-	0	-
	Totals	0	-	0	-	3	25,827	0	-
EDUCATION									
Proposals		1	355,272	0	-	8	2,902,995	4	1,251,185
Awards	Research	0	-	0	-	5	350,250	3	429,151
	Other	0	-	0	-	3	740,559	3	266,920
	Instruction	0	-	0	-	3	617,198	4	785,839
	Clinical	0	-	0	-	0	-	0	-
	Totals	0	-	0	-	11	1,708,007	10	1,481,910
ENGINEERING									
Proposals		21	10,620,582	32	13,350,285	151	83,094,088	148	56,242,454
Awards	Research	19	1,023,035	21	731,028	181	20,116,546	185	15,394,149
	Other	2	56,279	0	-	16	314,289	12	256,204
	Instruction	0	-	3	60,000	7	267,500	6	(18,000)
	Clinical	0	-	0	-	0	-	0	-
	Totals	21	1,079,314	24	791,028	204	20,698,335	203	15,632,353
FINE ARTS									
Proposals		0	-	1	22,000	2	22,460	1	22,000
Awards	Research	0	-	0	-	0	-	0	-
	Other	0	-	0	-	2	32,500	1	-
	Instruction	1	1,500	1	22,000	2	23,500	1	22,000
	Clinical	0	-	0	-	0	-	0	-
	Totals	1	1,500	1	22,000	4	56,000	2	22,000

	December 2002		December 2001		FISCAL YEAR TO DATE (7/02-12/02)		FISCAL YEAR TO DATE (07/01-12/01)	
	<u>No.</u>	<u>Total Amt.</u>	<u>No.</u>	<u>Total Amt.</u>	<u>No.</u>	<u>Total Amt.</u>	<u>No.</u>	<u>Total Amt.</u>
GRADUATE SCHOOL								
Proposals	0	-	0	-	1	37,270	1	1,406,524

Awards	Research	0	-	0	-	0	-	0	-
	Other	0	-	0	-	1	37,270	0	-
	Instruction	0	-	0	-	0	-	1	17,940
	Clinical	0	-	0	-	0	-	0	-
	Totals	0	-	0	-	1	37,270	1	17,940

HEALTH

Proposals	1	117,964	1	260,000	10	3,925,180	12	2,019,449
------------------	---	---------	---	---------	----	-----------	----	-----------

Awards	Research	2	77,790	4	260,000	7	152,108	9	342,361
	Other	3	126,045	2	38,409	10	491,148	11	452,113
	Instruction	0	-	0	-	1	24,000	1	36,000
	Clinical	0	-	0	-	0	-	0	-
	Totals	5	203,835	6	298,409	18	667,256	21	830,474

HUMANITIES

Proposals	0	-	1	158,000	9	1,813,673	6	295,675
------------------	---	---	---	---------	---	-----------	---	---------

Awards	Research	0	-	0	-	3	245,350	2	206,352
	Other	0	-	0	-	3	117,281	1	2,000
	Instruction	0	-	0	-	1	143,000	1	4,000
	Clinical	0	-	0	-	0	-	0	-
	Totals	0	-	0	-	7	505,631	4	212,352

LAW

Proposals	0	-	0	-	0	-	2	74,280
------------------	---	---	---	---	---	---	---	--------

Awards	Research	0	-	0	-	0	-	3	-
	Other	0	-	0	-	0	-	0	-
	Instruction	0	-	0	-	0	-	0	-
	Clinical	0	-	0	-	0	-	0	-
	Totals	0	-	0	-	0	-	3	-

MEDICINE

Proposals	24	4,758,162	26	17,569,098	260	138,604,581	261	168,662,612
------------------	----	-----------	----	------------	-----	-------------	-----	-------------

Awards	Research	63	11,376,868	54	8,262,969	335	57,483,555	298	49,158,919
	Other	9	699,027	9	529,514	91	7,339,972	43	6,535,124
	Instruction	6	723,850	7	-148,457	35	3,495,477	54	3,730,186
	Clinical	10	598,353	10	1,657,793	50	4,648,787	85	7,019,596
	Totals	88	13,398,098	80	10,301,819	511	72,967,791	480	66,443,825

MINES & EARTH SCIENCES

Proposals	17	4,195,454	5	1,093,101	66	14,858,326	58	11,190,433
------------------	----	-----------	---	-----------	----	------------	----	------------

Awards	Research	9	248,625	12	550,324	48	1,903,371	48	4,109,430
	Other	3	91,635	3	252,208	18	699,714	14	538,685
	Instruction	0	-	0	-	0	-	0	-
	Clinical	0	-	0	-	0	-	0	-
	Totals	12	340,260	15	802,532	66	2,603,085	62	4,648,115

		December 2002		December 2001		FISCAL YEAR TO DATE (7/02-12/02)		FISCAL YEAR TO DATE (07/01-12/01)	
		<u>No.</u>	<u>Total Amt.</u>	<u>No.</u>	<u>Total Amt.</u>	<u>No.</u>	<u>Total Amt.</u>	<u>No.</u>	<u>Total Amt.</u>
NURSING									
Proposals		2	1,947,434	0	-	13	6,616,239	11	5,119,377
Awards	Research	0	-	0	-	9	1,094,096	10	799,880
	Other	0	-	0	-	1	433,360	0	-
	Instruction	0	-	0	-	0	-	1	101,102
	Clinical	0	-	0	-	0	-	0	-
	Totals	0	-	0	-	10	1,527,456	11	900,982
PHARMACY									
Proposals		4	1,376,808	3	874,875	38	17,635,834	44	14,750,416
Awards	Research	10	1,977,144	5	923,444	32	5,500,034	30	5,224,430
	Other	3	194,311	3	281,966	13	810,524	13	760,502
	Instruction	0	-	1	40,000	3	59,873	1	40,000
	Clinical	0	-	0	-	1	62,400	2	61,071
	Totals	13	2,171,455	9	1,245,410	49	6,432,831	46	6,086,003
SCIENCE									
Proposals		12	2,853,902	12	3,782,762	104	62,923,807	102	56,469,308
Awards	Research	15	1,385,293	22	2,511,618	114	11,932,441	104	11,069,375
	Other	1	39,165	2	18,355	6	223,609	7	444,656
	Instruction	0	-	4	-	2	55,714	8	1,754,252
	Clinical	0	-	0	-	0	-	0	-
	Totals	16	1,424,458	28	2,529,973	122	12,211,764	119	13,268,283
SOCIAL & BEHAVIORAL SCIENCES									
Proposals		1	99,390	4	787,616	21	9,715,155	28	7,812,908
Awards	Research	3	232,240	5	209,063	23	1,691,158	28	1,344,861
	Other	1	2,000	0	-	8	25,700	8	79,604
	Instruction	0	-	0	-	1	54,067	2	73,228
	Clinical	0	-	0	-	0	-	0	-
	Totals	4	234,240	5	209,063	32	1,770,925	38	1,497,693
SOCIAL WORK									
Proposals		0	-	1	120,000	12	1,576,710	9	5,981,117
Awards	Research	0	-	0	-	4	247,262	2	113,740
	Other	2	92,056	1	29,386	19	2,091,391	21	2,126,123
	Instruction	0	-	0	-	0	-	2	149,369
	Clinical	0	-	0	-	0	-	0	-
	Totals	2	92,056	1	29,386	23	2,338,653	25	2,389,232
VP FOR ACADEMIC AFFAIRS*									
Proposals		0	-	1	5,000	8	559,946	9	1,909,776
Awards	Research	0	-	1	17,856	1	8,367	2	19,237
	Other	0	-	3	697,448	5	171,076	13	923,718
	Instruction	0	-	0	-	0	-	0	-
	Clinical	0	-	0	-	0	-	0	-
	Totals	0	-	4	715,304	6	179,443	15	942,955

		December 2002		December 2001		FISCAL YEAR TO DATE (7/02-12/02)		FISCAL YEAR TO DATE (07/01-12/01)	
		<u>No.</u>	<u>Total Amt.</u>	<u>No.</u>	<u>Total Amt.</u>	<u>No.</u>	<u>Total Amt.</u>	<u>No.</u>	<u>Total Amt.</u>
VP FOR ADMINISTRATIVE SERVICES*									
Proposals		0	-	0	-	0	-	1	37,500
Awards	Research	0	-	0	-	0	-	0	-
	Other	0	-	0	-	0	-	1	37,500
	Instruction	0	-	0	-	0	-	0	-
	Clinical	0	-	0	-	0	-	0	-
	Totals	0	-	0	-	0	-	1	37,500
VP FOR HEALTH SCIENCES*									
Proposals		0	-	4	188,845	37	39,412,914	41	35,335,179
Awards	Research	3	707,119	7	886,296	82	21,129,933	128	24,857,122
	Other	2	8,250	0	-	20	3,575,642	5	566,615
	Instruction	0	-	0	-	1	2,000	1	77,418
	Clinical	0	-	1	26,700	9	1,851,857	11	624,200
	Totals	5	715,369	8	912,996	112	26,559,432	145	26,125,355
VP FOR RESEARCH*									
Proposals		0	-	0	-	4	403,431	5	5,290,697
Awards	Research	1	18,225	0	-	4	1,650,996	4	109,110
	Other	1	(71,091)	2	165,000	10	627,418	6	479,299
	Instruction	0	-	0	-	0	-	0	-
	Clinical	0	-	0	-	0	-	0	-
	Totals	2	(52,866)	2	165,000	14	2,278,414	10	588,409
VP FOR STUDENT AFFAIRS & SERVICES*									
Proposals		1	2,525,744	0	-	2	2,541,225	1	25,500
Awards	Research	0	-	0	-	1	75,251	1	75,251
	Other	0	-	0	-	3	25,500	2	22,894
	Instruction	0	-	1	32,644	3	499,365	4	296,038
	Clinical	0	-	0	-	0	-	0	-
	Totals	0	-	1	32,644	7	600,116	7	394,183
VP FOR UNIVERSITY RELATIONS*									
Proposals		0	-	0	-	4	620,999	10	248,279
Awards	Research	0	-	0	-	0	-	1	25,000
	Other	1	29,500	0	-	5	234,768	4	69,000
	Instruction	0	-	0	-	0	-	1	5,000
	Clinical	0	-	0	-	0	-	0	-
	Totals	1	29,500	0	-	5	234,768	6	99,000
Totals, Proposals		85	29,336,289	93	38,360,031	763	392,054,425	758	374,484,397
Totals, AWARDS		170	\$19,637,219	184	\$18,055,564	1,208	\$153,457,012	1,210	\$141,621,021

* Amounts for Vice-Presidents' Offices may reflect activity by Institutes, Centers & other discrete organizational entities that report directly to their cognizant Vice Presidents, rather than to a College or Graduate School.