



OFFICE OF SPONSORED PROJECTS

DATE: January 17, 2002

TO: J. Bernard Machen
FROM: Raymond F. Gesteland

SUBJECT: 5-Part Monthly Activity Report

Part I of IV—RESEARCH ACTIVITY SUMMARY

	December 2001		December 2000		FISCAL YEAR TO DATE (7/01-12/01)		FISCAL YEAR TO DATE (7/00-12/00)	
	No.	Total Amt.	No.	Total Amt.	No.	Total Amt.	No.	Total Amt.
PROPOSALS	93	\$ 38,360,031	97	\$ 56,857,989	758	\$ 374,484,397	708	\$ 387,792,536
AWARDS								
Research	131	\$14,352,598	118	\$20,838,124	858	\$113,486,157	873	\$109,552,472
Other	24	2,006,286	32	1,384,437	164	13,235,116	197	8,613,421
Instruction	17	6,187	5	248,777	89	7,188,881	76	6,076,481
Clinical	12	1,690,493	16	1,260,612	99	7,710,867	98	5,898,240
SUBTOTALS	184	18,055,564	171	23,731,950	1,210	141,621,021	1,244	130,140,614
Fellowships & Financial Aids		(790)		77,467		6,535,709		1,235,320
AWARDS TOTALS		\$ 18,054,774		\$ 23,809,417		\$ 148,156,730		\$ 131,375,934

Raymond F. Gesteland
Raymond F. Gesteland
Vice-President for Research

- cc: Coralia Alder
- A. Lortis Betz
- Paul Brinkman
- Lynne U. Chronister
- Arnold B. Combe
- Fred C. Esplin
- Cecelia H. Foxley
- John G. Francis
- Raymond F. Gesteland
- Peter L. Goss
- W. Ralph Hardy
- Jerry Kaplan
- Nancy Lyon
- J. Michael Mattsson
- Barbara K. Nielsen
- David W. Pershing
- Ronald J. Pugmire
- Lee Siegel
- Laura Snow

OFFICE OF THE VICE PRESIDENT FOR RESEARCH
201 S PRESIDENTS CIRCLE RM 210
SALT LAKE CITY, UTAH 84112-9011

(801) 581-7236
FAX: (801) 585-6212

DATE: January 17, 2002

TO: J. Bernard Machen
 FROM: Raymond F. Gesteland

SUBJECT: 5-Part Monthly Activity Report

Part I of IV--RESEARCH ACTIVITY SUMMARY

	December 2001		December 2000		FISCAL YEAR TO DATE (7/01-12/01)		FISCAL YEAR TO DATE (7/00-12/00)	
	No.	Total Amt.	No.	Total Amt.	No.	Total Amt.	No.	Total Amt.
PROPOSALS*	93	\$ 38,360,031	97	\$ 56,857,989	758	\$ 374,484,397	708	\$ 387,792,536
AWARDS								
Research	131	\$14,352,598	118	\$20,838,124	858	\$113,486,157	873	\$109,552,472
Other	24	2,006,286	32	1,384,437	164	13,235,116	197	8,613,421
Instruction	17	6,187	5	248,777	89	7,188,881	76	6,076,481
Clinical	12	1,690,493	16	1,260,612	99	7,710,867	98	5,898,240
SUBTOTALS	184	18,055,564	171	23,731,950	1,210	141,621,021	1,244	130,140,614
Fellowships & Financial Aids		(790)		77,467		6,535,709		1,235,320
ALL AWARD TOTALS		\$ 18,054,774		\$ 23,809,417		\$ 148,156,730		\$ 131,375,934

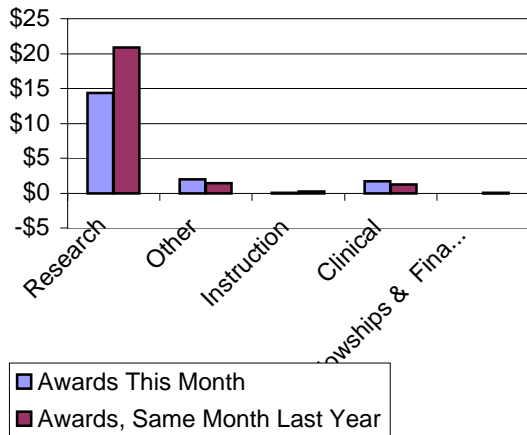
- cc: Coralie Alder
 A. Lorris Betz
 Paul Brinkman
 Lynne U. Chronister
 Arnold B. Combe
 Fred C. Esplin
 Cecelia H. Foxley
 John G. Francis
 Raymond F. Gesteland
 Peter L. Goss
 W. Ralph Hardy
 Jerry Kaplan
 Nancy Lyon
 J. Michael Mattsson
 Barbara K. Nielsen
 David W. Pershing
 Ronald J. Pugmire
 Lee Siegel
 Laura Snow

Raymond F. Gesteland
 Vice-President for Research

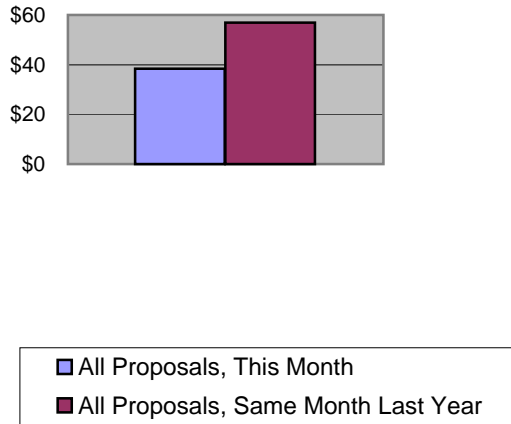
Part I of V Summary of University Research Activity December 2001

December 2001 vs. December 2000

Awards, In Millions

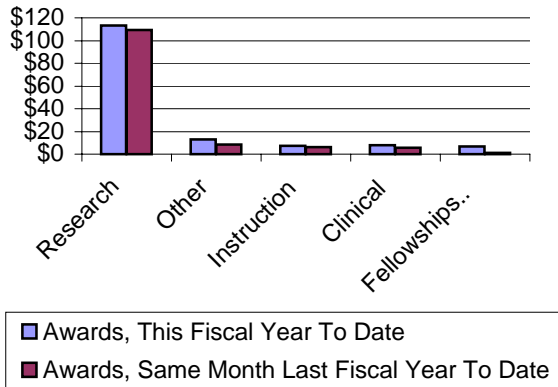


Proposals, In Millions

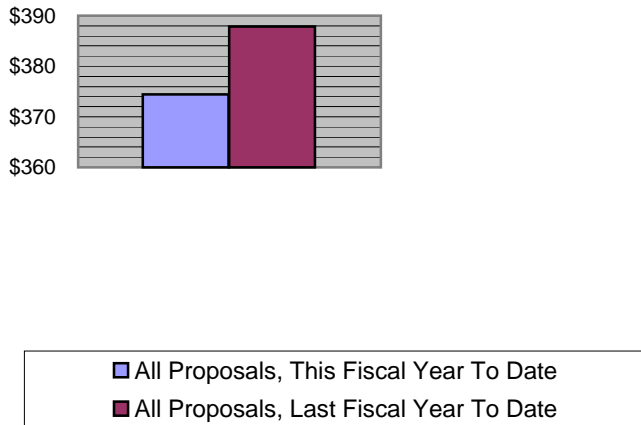


FYTD December 2001 vs. FYTD December 2000

Awards, In Millions



Proposals, In Millions



VICE-PRESIDENT FOR RESEARCH
December 2001
Part II of V--PROPOSALS AND AWARDS OVER \$2 MILLION

DATE: January 17, 2002

PROPOSALS

	<i>Department</i>	<i>Sponsor Name</i>	<i>Proposal Title</i>	<i>Start Date</i>	<i>End Date</i>	<i>Total Amount</i>
Medicine						
Sundquist,Wesley I	Biochemistry	PHS/Public Health Service	Structural Biology Of HIV Assembly, Budding And Entry.	6/15/02	5/31/07	\$7,287,738
McMahon,William M	Psychiatry	PHS/Public Health Service	Utah Autism Program.	7/1/02	6/30/07	\$5,525,623

AWARDS

<i>Department</i>	<i>Sponsor Name</i>	<i>Proposal Title</i>	<i>Start Date</i>	<i>End Date</i>	<i>Total Amount</i>
-------------------	---------------------	-----------------------	-------------------	-----------------	---------------------

There were no awards for over 2 million for December, 2001.

VICE-PRESIDENT FOR RESEARCH
December 2001
Part III of IV--AWARDS BY SPONSOR

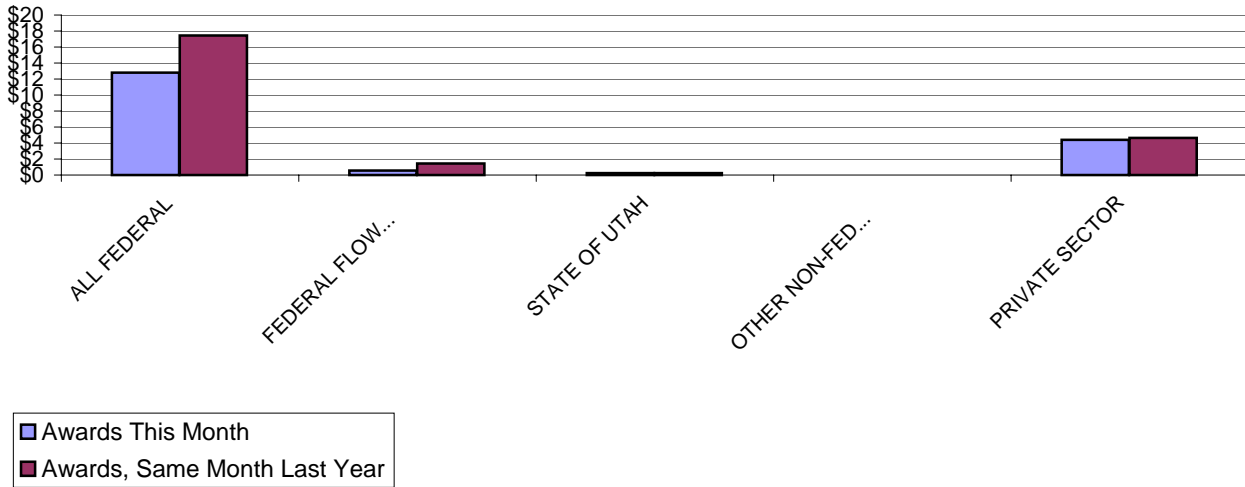
DATE: January 17, 2002

	December 2001		December 2000		FISCAL YEAR TO DATE (7/01-12/01)		FISCAL YEAR TO DATE (7/00-12/00)	
	<u>No.</u>	<u>Total Amt.</u>	<u>No.</u>	<u>Total Amt.</u>	<u>No.</u>	<u>Total Amt.</u>	<u>No.</u>	<u>Total Amt.</u>
ALL FEDERAL	90	\$ 12,831,061	66	\$ 17,413,620	498	\$ 92,753,543	499	\$ 81,768,072
<i>Misc. Federal Agencies</i>	1	398,900	0	-	9	1,339,908	8	722,826
Nat'l Aeronaut/Space Adm	3	492,679	3	242,026	7	594,299	12	626,276
Nat'l Endowmt/Humanitie:	0	-	0	-	3	29,993	0	-
Nat'l Science Foundation	16	588,952	3	263,363	81	10,485,246	74	9,493,638
US Dept of Agriculture	0	-	0	-	3	363,530	4	46,380
US Dept of Commerce	1	-	0	-	4	206,319	4	638,761
US Dept of Defense	5	494,696	8	3,125,560	20	2,341,980	37	6,952,532
US Dept of Education	2	326,192	0	-	13	1,969,026	8	1,105,979
US Dept of Energy	7	576,541	5	4,492,355	42	5,558,268	42	7,715,989
US Dept of the Interior	4	257,208	4	278,491	14	532,984	15	491,223
US Dept of Transportation	0	-	0	-	3	77,503	2	192,890
US Environmental Prot Agc	0	-	0	-	1	5,000	5	258,991
US Health & Human Servs	51	9,695,893	43	9,011,825	298	69,249,487	288	53,522,587
US Veterans Admin	0	-	0	-	0	-	0	-
FEDERAL FLOW-DOWN	19	542,814	22	1,431,994	177	8,028,146	166	9,622,660
STATE OF UTAH	8	219,995	13	224,178	99	5,743,861	71	3,220,926
OTHER NON-FED GOVT.	1	95,118	0	-	5	143,254	8	324,836
PRIVATE SECTOR	66	4,366,576	70	4,662,158	431	34,952,217	500	35,204,120
Commercial Sponsors	33	2,793,782	46	3,274,523	234	13,969,645	248	12,864,220
Not-For-Profit Sponsors	33	1,572,794	24	1,387,635	197	20,982,572	252	22,339,900
GRAND TOTALS	184	\$ 18,055,564	171	\$ 23,731,950	1,210	\$ 141,621,021	1,244	\$ 130,140,614

Part III of V Summary of Awards by Sponsor December 2001

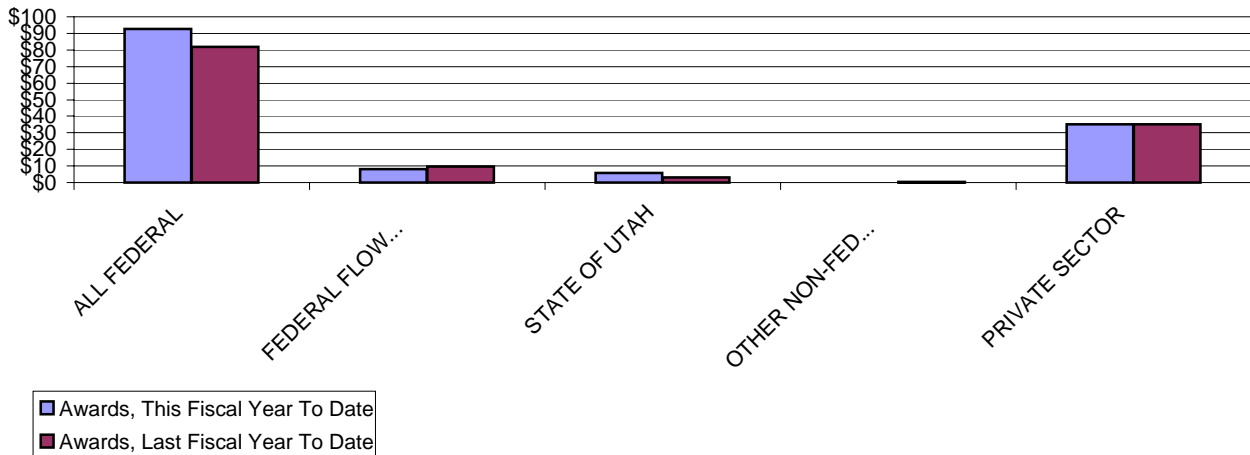
December 2001 vs. December 2000

Awards, In Millions



FYTD December 2001 vs. FYTD December 2000

Awards, In Millions



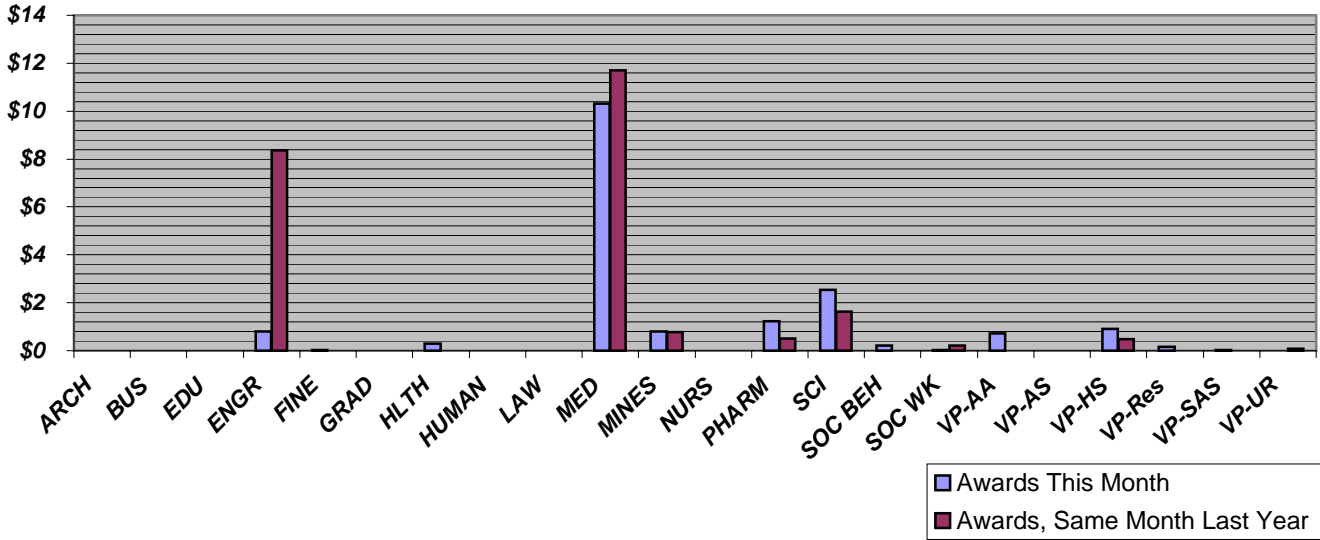
VICE-PRESIDENT FOR RESEARCH
December 2001
Part IV of V--AWARDS BY COLLEGE

DATE: January 17, 2002

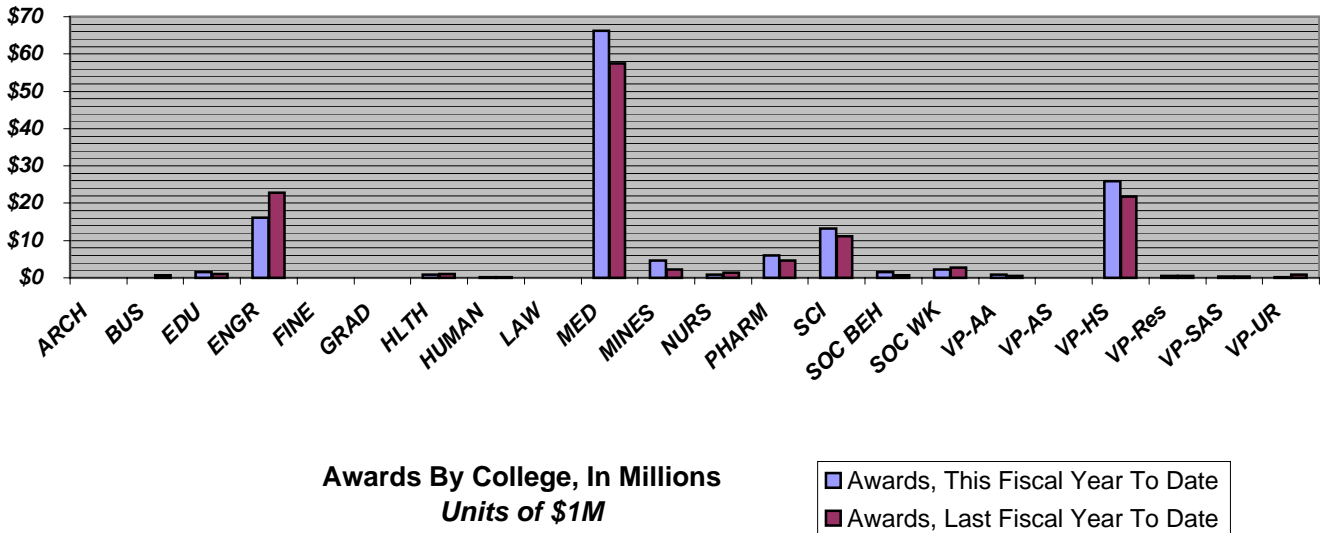
	December 2001		December 2000		FISCAL YEAR TO DATE (7/01-12/01)		FISCAL YEAR TO DATE (7/00-12/00)	
	<i>No.</i>	<i>Total Amt.</i>	<i>No.</i>	<i>Total Amt.</i>	<i>No.</i>	<i>Total Amt.</i>	<i>No.</i>	<i>Total Amt.</i>
ARCHITECTURE	0	-	2	9,500	1	2,457	5	78,510
BUSINESS	0	-	0	-	0	-	5	663,406
EDUCATION	0	-	0	-	10	1,481,910	13	982,728
ENGINEERING	25	812,142	34	8,361,311	210	16,133,431	189	22,746,567
FINE ARTS	1	22,000	0	-	2	22,000	0	-
GRADUATE SCHOOL	0	-	0	-	1	17,940	2	6,000
HEALTH	6	298,409	0	-	21	830,474	19	1,100,216
HUMANITIES	0	-	1	1,000	4	212,352	5	186,811
LAW	0	-	0	-	3	-	1	21,062
MEDICINE	80	10,301,819	78	11,690,013	482	66,207,553	501	57,401,516
MINES & EARTH SCIENCES	15	802,532	12	762,811	58	4,599,760	51	2,316,139
NURSING	0	-	0	-	11	900,982	9	1,348,670
PHARMACY	8	1,224,296	9	516,947	45	6,064,889	52	4,634,040
SCIENCE	28	2,529,973	20	1,624,773	119	13,268,283	124	11,150,106
SOCIAL & BEHAVIORAL SCIENCES	5	209,063	3	12,727	39	1,582,933	27	746,370
SOCIAL WORK	1	29,386	5	201,512	24	2,303,992	19	2,806,186
VP/ACADEMIC AFFAIRS	4	715,304	0	-	15	942,955	13	554,245
VP/ADMINISTRATIVE SERVICES	0	-	1	5,700	1	37,500	1	5,700
VP/HEALTH SCIENCES	8	912,996	4	472,361	141	25,930,018	172	21,781,391
VP/RESEARCH	2	165,000	1	(5,000)	10	588,409	27	574,402
VP/STUDENT AFFAIRS & SERVICES	1	32,644	0	-	7	394,183	3	258,464
VP/UNIVERSITY RELATIONS	0	-	1	78,295	6	99,000	6	778,085
GRAND TOTALS	184	\$18,055,564	171	\$23,731,950	1,210	\$141,621,021	1,244	\$130,140,614

Part IV of V
Summary of Awards by College
December 2001

December 2001 vs. December 2000



FYTD December 2001 vs. FYTD December 2000



Awards By College, In Millions
Units of \$1M

VICE-PRESIDENT FOR RESEARCH
December 2001
Part IV of IV--GENERAL COLLEGE ACTIVITY

DATE: January 17, 2002

		December 2001		December 2000		FISCAL YEAR TO DATE (7/01-12/01)		FISCAL YEAR TO DATE (7/00-12/00)	
		<u>No.</u>	<u>Total Amt.</u>	<u>No.</u>	<u>Total Amt.</u>	<u>No.</u>	<u>Total Amt.</u>	<u>No.</u>	<u>Total Amt.</u>
ARCHITECTURE									
Proposals		0	-	2	9,500	1	2,457	4	13,700
Awards	Research	0	-	0	-	0	-	1	64,510
	Other	0	-	2	9,500	1	2,457	3	12,200
	Instruction	0	-	0	-	0	-	1	1,800
	Clinical	0	-	0	-	0	-	0	-
	Totals	0	-	2	9,500	1	2,457	5	78,510
BUSINESS									
Proposals		2	148,449	0	-	3	337,271	0	-
Awards	Research	0	-	0	-	0	-	4	668,286
	Other	0	-	0	-	0	-	0	-
	Instruction	0	-	0	-	0	-	1	(4,880)
	Clinical	0	-	0	-	0	-	0	-
	Totals	0	-	0	-	0	-	5	663,406
EDUCATION									
Proposals		0	-	4	2,774,926	4	1,251,185	17	6,998,538
Awards	Research	0	-	0	-	3	429,151	2	254,787
	Other	0	-	0	-	3	266,920	5	217,710
	Instruction	0	-	0	-	4	785,839	6	510,231
	Clinical	0	-	0	-	0	-	0	-
	Totals	0	-	0	-	10	1,481,910	13	982,728
ENGINEERING									
Proposals		32	13,350,285	28	36,832,242	153	53,912,393	132	84,859,341
Awards	Research	22	752,142	31	8,339,623	191	15,892,727	167	22,452,110
	Other	0	-	3	21,688	13	258,704	16	211,583
	Instruction	3	60,000	0	-	6	(18,000)	6	82,874
	Clinical	0	-	0	-	0	-	0	-
	Totals	25	812,142	34	8,361,311	210	16,133,431	189	22,746,567
FINE ARTS									
Proposals		1	22,000	0	-	1	22,000	1	3,000
Awards	Research	0	-	0	-	0	-	0	-
	Other	0	-	0	-	1	-	0	-
	Instruction	1	22,000	0	-	1	22,000	0	-
	Clinical	0	-	0	-	0	-	0	-
	Totals	1	22,000	0	-	2	22,000	0	-

	<u>No.</u>	<u>Total Amt.</u>	December 2001		December 2000		FISCAL YEAR TO DATE (7/01-12/01)		FISCAL YEAR TO DATE (7/00-12/00)	
			<u>No.</u>	<u>Total Amt.</u>	<u>No.</u>	<u>Total Amt.</u>	<u>No.</u>	<u>Total Amt.</u>	<u>No.</u>	<u>Total Amt.</u>
GRADUATE SCHOOL										
Proposals	0	-	0	-	0	-	1	1,406,524	0	-
Awards										
Research	0	-	0	-	0	-	0	-	0	-
Other	0	-	0	-	0	-	0	-	0	-
Instruction	0	-	0	-	0	-	1	17,940	2	6,000
Clinical	0	-	0	-	0	-	0	-	0	-
Totals	0	-	0	-	0	-	1	17,940	2	6,000

HEALTH

Proposals	1	260,000	4	2,095,302	12	2,019,449	13	3,736,652
Awards								
Research	4	260,000	0	-	9	342,361	4	801,419
Other	2	38,409	0	-	11	452,113	14	244,542
Instruction	0	-	0	-	1	36,000	1	54,255
Clinical	0	-	0	-	0	-	0	-
Totals	6	298,409	0	-	21	830,474	19	1,100,216

HUMANITIES

Proposals	1	158,000	1	69,000	6	295,675	7	313,885
Awards								
Research	0	-	0	-	2	206,352	2	170,011
Other	0	-	1	1,000	1	2,000	2	6,000
Instruction	0	-	0	-	1	4,000	1	10,800
Clinical	0	-	0	-	0	-	0	-
Totals	0	-	1	1,000	4	212,352	5	186,811

LAW

Proposals	0	-	0	-	2	74,280	0	-
Awards								
Research	0	-	0	-	3	-	0	-
Other	0	-	0	-	0	-	1	21,062
Instruction	0	-	0	-	0	-	0	-
Clinical	0	-	0	-	0	-	0	-
Totals	0	-	0	-	3	-	1	21,062

MEDICINE

Proposals	26	17,569,098	31	7,277,000	261	168,662,612	284	146,312,260
Awards								
Research	54	8,262,969	55	9,617,123	300	48,850,494	322	46,794,798
Other	9	529,514	9	846,383	43	6,535,124	61	3,019,622
Instruction	7	(148,457)	2	239,580	54	3,802,339	36	2,674,014
Clinical	10	1,657,793	12	986,927	85	7,019,596	82	4,913,082
Totals	80	10,301,819	78	11,690,013	482	66,207,553	501	57,401,516

MINES & EARTH SCIENCES

Proposals	5	1,093,101	6	1,287,126	52	10,823,894	39	5,911,544
Awards								
Research	12	550,324	7	525,400	45	4,063,575	36	1,624,193
Other	3	252,208	5	237,411	13	536,185	13	557,955
Instruction	0	-	0	-	0	-	2	133,991
Clinical	0	-	0	-	0	-	0	-
Totals	15	802,532	12	762,811	58	4,599,760	51	2,316,139

	December 2001		December 2000		FISCAL YEAR TO DATE (7/01-12/01)		FISCAL YEAR TO DATE (7/00-12/00)	
	<u>No.</u>	<u>Total Amt.</u>	<u>No.</u>	<u>Total Amt.</u>	<u>No.</u>	<u>Total Amt.</u>	<u>No.</u>	<u>Total Amt.</u>
NURSING								
Proposals	0	-	0	-	11	5,119,377	4	768,136
Awards								
Research	0	-	0	-	10	799,880	7	1,191,493
Other	0	-	0	-	0	-	0	-
Instruction	0	-	0	-	1	101,102	2	157,177
Clinical	0	-	0	-	0	-	0	-
Totals	0	-	0	-	11	900,982	9	1,348,670

PHARMACY

Proposals	3	874,875	6	176,295	44	14,750,416	30	15,120,365
Awards								
Research	4	902,330	4	340,105	29	5,203,316	32	2,628,929
Other	2	275,966	3	77,467	12	754,502	15	1,589,380
Instruction	1	40,000	0	-	1	40,000	0	-
Clinical	1	6,000	2	99,375	3	67,071	5	415,731
Totals	8	1,224,296	9	516,947	45	6,064,889	52	4,634,040

SCIENCE

Proposals	12	3,782,762	7	4,646,745	102	56,469,308	88	83,849,937
Awards								
Research	22	2,511,618	18	1,618,776	103	11,027,019	112	10,806,305
Other	2	18,355	0	-	7	444,656	4	48,110
Instruction	4	-	2	5,997	9	1,796,608	8	295,691
Clinical	0	-	0	-	0	-	0	-
Totals	28	2,529,973	20	1,624,773	119	13,268,283	124	11,150,106

SOCIAL & BEHAVIORAL SCIENCES

Proposals	4	787,616	6	1,593,958	30	10,514,508	25	6,469,912
Awards								
Research	5	209,063	0	-	29	1,430,101	14	647,336
Other	0	-	2	9,527	8	79,604	11	44,007
Instruction	0	-	1	3,200	2	73,228	2	55,027
Clinical	0	-	0	-	0	-	0	-
Totals	5	209,063	3	12,727	39	1,582,933	27	746,370

SOCIAL WORK

Proposals	1	120,000	0	-	8	5,976,117	7	1,621,317
Awards								
Research	0	-	1	99,046	1	28,500	4	300,795
Other	1	29,386	4	102,466	21	2,126,123	12	704,460
Instruction	0	-	0	-	2	149,369	3	1,800,931
Clinical	0	-	0	-	0	-	0	-
Totals	1	29,386	5	201,512	24	2,303,992	19	2,806,186

VP FOR ACADEMIC AFFAIRS*

Proposals	1	5,000	0	-	8	989,622	14	1,653,448
Awards								
Research	1	17,856	0	-	2	19,237	1	79,214
Other	3	697,448	0	-	13	923,718	10	445,031
Instruction	0	-	0	-	0	-	2	30,000
Clinical	0	-	0	-	0	-	0	-
Totals	4	715,304	0	-	15	942,955	13	554,245

		December 2001		December 2000		FISCAL YEAR TO DATE (7/01-12/01)		FISCAL YEAR TO DATE (7/00-12/00)	
		<u>No.</u>	<u>Total Amt.</u>	<u>No.</u>	<u>Total Amt.</u>	<u>No.</u>	<u>Total Amt.</u>	<u>No.</u>	<u>Total Amt.</u>
VP FOR ADMINISTRATIVE SERVICES*									
Proposals		0	-	0	-	1	37,500	1	5,699
Awards	Research	0	-	0	-	0	-	0	-
	Other	0	-	1	5,700	1	37,500	1	5,700
	Instruction	0	-	0	-	0	-	0	-
	Clinical	0	-	0	-	0	-	0	-
	Totals	0	-	1	5,700	1	37,500	1	5,700
VP FOR HEALTH SCIENCES*									
Proposals		4	188,845	1	17,600	42	36,255,333	27	24,083,833
Awards	Research	7	886,296	2	298,051	125	24,984,083	161	20,758,786
	Other	0	-	0	-	4	244,317	2	435,678
	Instruction	0	-	0	0	1	77,418	1	25,000
	Clinical	1	26,700	2	174,310	11	624,200	8	561,927
	Totals	8	912,996	4	472,361	141	25,930,018	172	21,781,391
VP FOR RESEARCH*									
Proposals		0	-	0	-	5	5,290,697	3	672,083
Awards	Research	0	-	0	-	4	109,110	3	197,000
	Other	2	165,000	1	(5,000)	6	479,299	21	369,902
	Instruction	0	-	0	-	0	-	0	-
	Clinical	0	-	0	-	0	-	3	7,500
	Totals	2	165,000	1	(5,000)	10	588,409	27	574,402
VP FOR STUDENT AFFAIRS & SERVICES*									
Proposals		0	-	0	-	1	25,500	4	1,194,637
Awards	Research	0	-	0	-	1	75,251	0	-
	Other	0	-	0	-	2	22,894	1	14,894
	Instruction	1	32,644	0	-	4	296,038	2	243,570
	Clinical	0	-	0	-	0	-	0	-
	Totals	1	32,644	0	-	7	394,183	3	258,464
VP FOR UNIVERSITY RELATIONS*									
Proposals		0	-	1	78,295	10	248,279	8	4,204,249
Awards	Research	0	-	0	-	1	25,000	1	112,500
	Other	0	-	1	78,295	4	69,000	5	665,585
	Instruction	0	-	0	-	1	5,000	0	-
	Clinical	0	-	0	-	0	-	0	-
	Totals	0	-	1	78,295	6	99,000	6	778,085
Totals, Proposals	93	38,360,031	97	56,857,989	758	374,484,397	708	387,792,536	
Totals, AWARDS	184	\$18,055,564	171	\$23,731,950	1,210	\$141,621,021	1,244	\$130,140,614	

* Amounts for Vice-Presidents' Offices may reflect activity by Institutes, Centers & other discrete organizational entities that report directly to their cognizant Vice Presidents, rather than to a College or Graduate School.