

DATE: December 15, 2003

TO: J. Bernard Machen SUBJECT: 5-Part Monthly Activity Report
 FROM: Raymond F. Gesteland

Part I of V--RESEARCH ACTIVITY SUMMARY

	November 2003		November 2002		FISCAL YEAR TO DATE (7/03-11/03)		FISCAL YEAR TO DATE (7/02-11/02)	
	No.	Total Amt.	No.	Total Amt.	No.	Total Amt.	No.	Total Amt.
PROPOSALS*	86	\$ 33,084,245	142	\$ 73,062,811	757	\$ 413,626,554	678	\$ 362,718,136
AWARDS								
Research	78	\$11,849,875	85	\$6,640,441	692	\$106,546,979	726	\$106,779,441
Other	26	1,178,044	29	1,386,887	185	9,563,366	200	17,141,966
Instruction	6	277,640	5	208,260	83	9,780,981	58	4,777,775
Clinical	19	1,595,013	10	425,900	112	7,702,134	54	5,120,611
SUBTOTALS	129	14,900,572	129	8,661,488	1,072	133,593,460	1,038	133,819,793
Fellowships & Financial Aids		3,000		32,566		1,986,135		1,906,001
ALL AWARD TOTALS		\$ 14,903,572		\$ 8,694,054		\$ 135,579,595		\$ 135,725,794

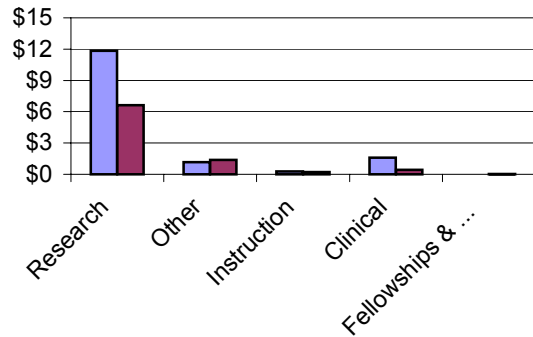
- cc: Coralie Alder
 James R. Bardsley
 A. Lorris Betz
 Vincent Bogdanski
 Paul Brinkman
 Jayne Carney
 Arnold B. Combe
 Fred C. Esplin
 Cecelia H. Foxley
 John G. Francis
 Raymond F. Gesteland
 Peter L. Goss
 Jerry Kaplan
 Gary D. Levy
 Nancy Lyon
 J. Michael Mattsson
 Barbara K. Nielsen
 David W. Pershing
 Ronald J. Pugmire
 Lee Siegel
 Amy Sikalis
 Laura Snow
 Kimberly Wirthlin

Raymond F. Gesteland
 Vice-President for Research

Part I of V
Summary of University Research Activity
November 2003

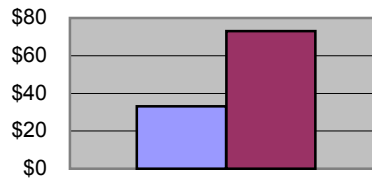
November 2003 vs. November 2002

Awards, In Millions



■ Awards This Month
 ■ Awards, Same Month Last Year

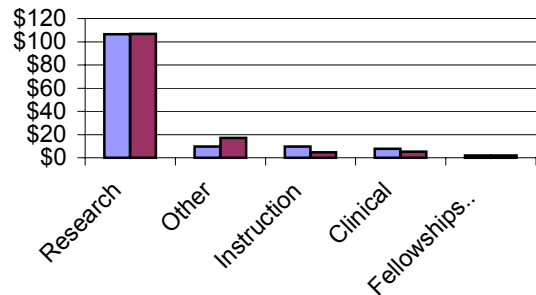
Proposals, In Millions



■ All Proposals, This Month
 ■ All Proposals, Same Month Last Year

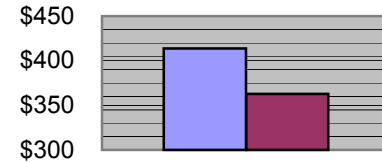
FYTD November 2003 vs. FYTD November, 2004

Awards, In Millions



■ Awards, This Fiscal Year To Date
 ■ Awards, Same Month Last Fiscal Year To Date

Proposals, In Millions



■ All Proposals, This Fiscal Year To Date
 ■ All Proposals, Last Fiscal Year To Date

VICE-PRESIDENT FOR RESEARCH

November 2003

Part II of V--PROPOSALS AND AWARDS OVER \$2 MILLION

DATE: December 15, 2003

PROPOSALS	<i>Department</i>	<i>Sponsor Name</i>	<i>Proposal Title</i>	<i>Start Date</i>	<i>End Date</i>	<i>Total Amount</i>
Engineering						
Blair,Steven M	Electr & Computer Engr	DOD/Prime Flow ThruNaval Rsrch/Purdue Univ	Plasmonic Nanophotonics,Sensing And Nanofabrication.	5/1/04	4/30/09	\$2,000,000

Medicine						
Parker,Dennis L	Radiology	PHS/Public Health Service	Gradient Arrays For High Performance Extended FOV MRI.	7/1/2004	6/30/2008	\$2,160,113

AWARDS	<i>Department</i>	<i>Sponsor Name</i>	<i>Proposal Title</i>	<i>Start Date</i>	<i>End Date</i>	<i>Total Amount</i>
Medicine						
Slattery,Martha L	Family & Preventive	Natl Cancer Institute	A Prospective Study Of Alaska Natives & American Indians.	9/30/01	8/31/07	\$2,600,724

VICE-PRESIDENT FOR RESEARCH
November 2003
Part III of V--AWARDS BY SPONSOR

DATE: December 15, 2003

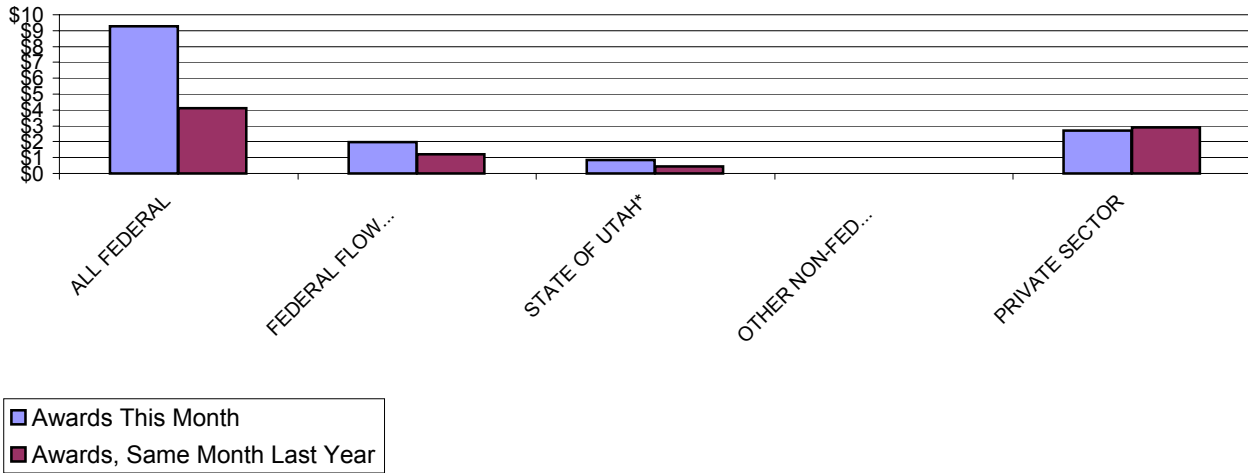
	November 2003		November 2002		FISCAL YEAR TO DATE (7/03-11/03)		FISCAL YEAR TO DATE (7/02-11/02)	
	<u>No.</u>	<u>Total Amt.</u>	<u>No.</u>	<u>Total Amt.</u>	<u>No.</u>	<u>Total Amt.</u>	<u>No.</u>	<u>Total Amt.</u>
ALL FEDERAL	45	\$ 9,293,393	38	\$ 4,110,238	470	\$ 93,045,136	447	\$ 86,716,405
<i>Misc. Federal Agencies</i>	1	704,483	0	-	10	2,053,033	4	676,492
Nat'l Aeronaut/Space Adm	1	76,701	0	-	8	343,147	4	250,175
Nat'l Endowmt/Humanities	0	-	0	-	1	24,504	1	107,331
Nat'l Science Foundation	4	379,418	5	254,282	75	14,800,954	73	11,653,034
US Dept of Agriculture	0	-	0	-	1	74,960	1	134,510
US Dept of Commerce	0	-	1	52,000	6	377,663	6	237,271
US Dept of Defense	4	272,921	1	5,000	17	1,409,357	20	1,573,926
US Dept of Education	0	-	0	-	12	2,089,661	11	2,127,121
US Dept of Energy	5	169,566	7	284,217	28	2,852,458	43	4,974,799
US Dept of the Interior	0	0	1	83,615	19	394,600	17	643,704
US Dept of Transportation	0	-	0	-	1	61,826	0	-
US Environmental Prot Agcy	0	-	0	-	11	2,235,400	2	100,000
US Health & Human Servs	30	769,030	23	3,431,124	281	66,327,573	265	64,238,042
US Veterans Admin	0	-	0	-	0	-	0	-
FEDERAL FLOW-DOWN	27	1,991,367	30	1,204,301	199	10,615,733	182	9,157,637
STATE OF UTAH*	12	829,684	7	454,436	84	4,239,672	71	5,218,980
OTHER NON-FED GOVT.	1	802,111	1	80,171	9	240,562	6	141,782
PRIVATE SECTOR	44	2,705,917	53	2,884,496	310	25,452,357	332	32,584,989
Commercial Sponsors	27	1,610,689	32	1,782,523	201	10,567,629	179	11,766,243
Not-For-Profit Sponsors	17	1,095,228	21	1,101,973	109	14,884,728	153	20,818,746
GRAND TOTALS	129	\$ 14,900,572	129	\$ 8,661,488	1072	\$ 133,593,460	1038	\$ 133,819,793

* State of Utah direct and prime flow-down sponsorship

Part III of V Summary of Awards by Sponsor November 2003

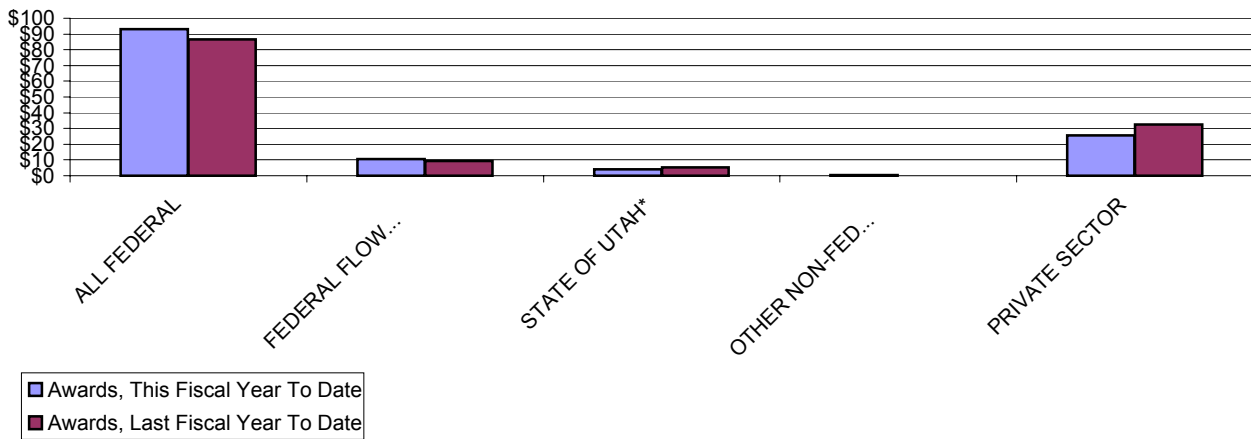
November 2003 vs. November 2002

Awards, In Millions



FYTD November 2003 vs. FYTD November 2002

Awards, In Millions



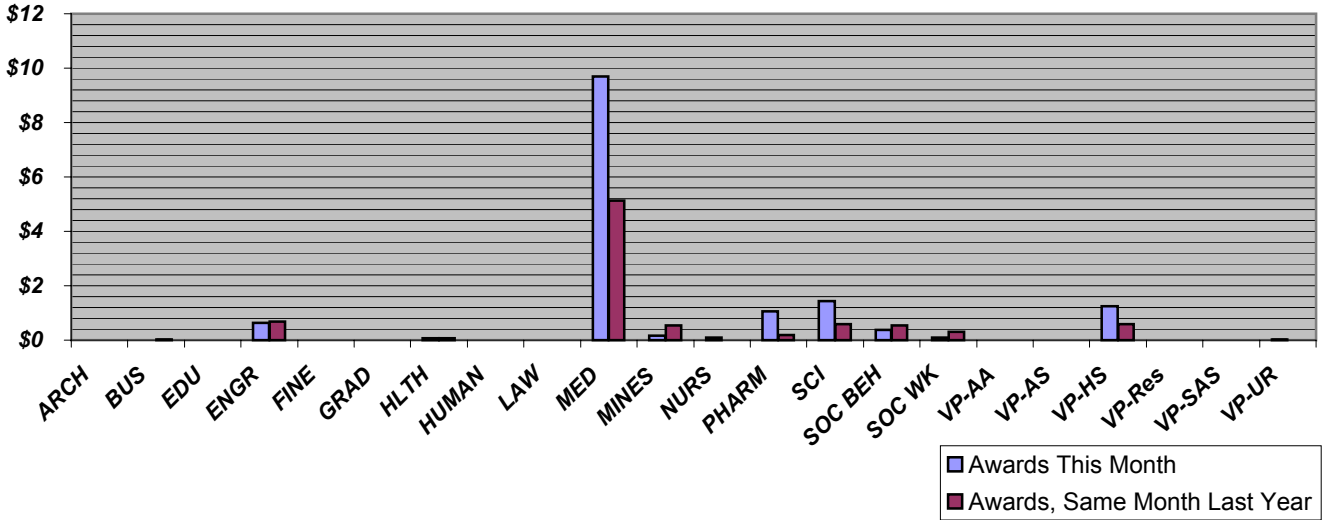
VICE-PRESIDENT FOR RESEARCH
November 2003
Part IV of V--AWARDS BY COLLEGE

DATE: December 15, 2003

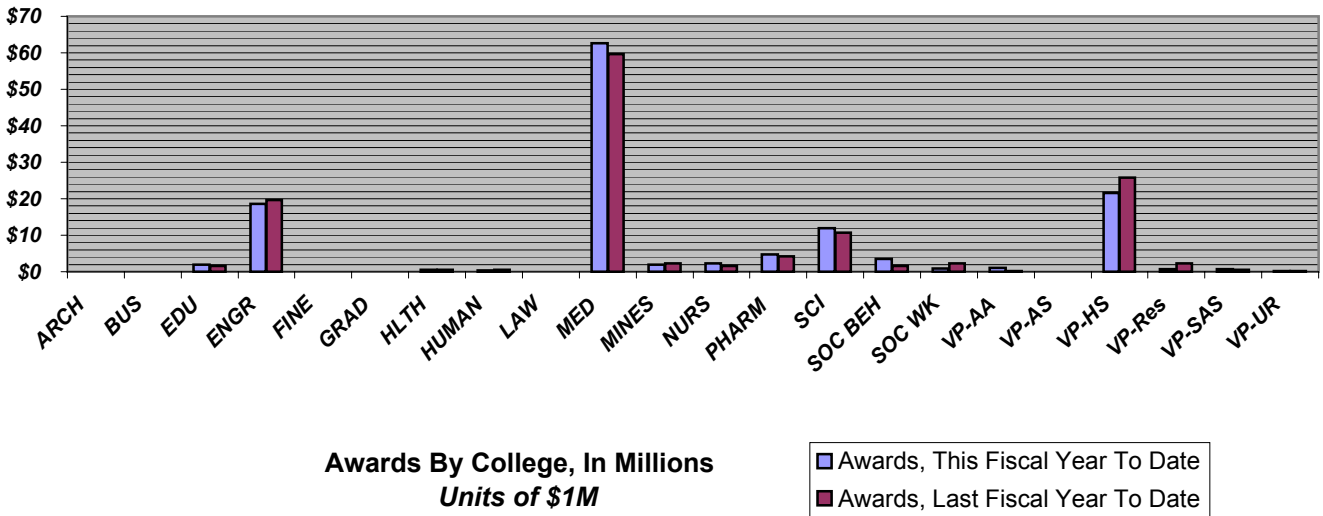
	November 2003		November 2002		FISCAL YEAR TO DATE (7/03-11/03)		FISCAL YEAR TO DATE (7/02-11/02)	
	<u>No.</u>	<u>Total Amt.</u>	<u>No.</u>	<u>Total Amt.</u>	<u>No.</u>	<u>Total Amt.</u>	<u>No.</u>	<u>Total Amt.</u>
ARCHITECTURE	1	7,965	0	-	3	8,481	3	54,008
BUSINESS	0	-	1	13,827	4	81,119	3	25,827
EDUCATION	0	-	1	5,000	15	2,006,637	9	1,619,488
ENGINEERING	14	643,714	23	680,701	161	18,671,324	184	19,694,747
FINE ARTS	0	-	0	-	0	-	3	54,500
GRADUATE SCHOOL	0	-	0	-	0	-	1	37,270
HEALTH	1	72,604	4	65,378	10	531,757	13	463,421
HUMANITIES	0	-	1	8,450	6	435,154	7	505,631
LAW	0	-	0	-	1	1,000	0	-
MEDICINE	69	9,699,297	52	5,129,508	477	62,551,029	423	59,569,693
MINES & EARTH SCIENCES	5	156,915	9	552,291	56	1,946,464	55	2,275,618
NURSING	1	100,717	0	-	14	2,312,270	10	1,527,456
PHARMACY	7	1,055,500	5	183,130	56	4,801,147	36	4,261,376
SCIENCE	9	1,424,361	15	588,204	89	11,847,692	106	10,787,306
SOCIAL & BEHAVIORAL SCIENCES	5	377,627	4	532,503	32	3,442,216	28	1,536,685
SOCIAL WORK	4	94,862	3	300,320	25	870,960	21	2,246,597
VP/ACADEMIC AFFAIRS	0	-	0	-	11	1,052,074	6	179,443
VP/ADMINISTRATIVE SERVICES	0	-	0	-	1	6,597	0	-
VP/HEALTH SCIENCES	12	1,247,010	10	590,488	87	21,541,120	107	25,844,063
VP/RESEARCH	0	-	1	11,688	11	753,205	12	2,331,280
VP/STUDENT AFFAIRS & SERVICES	0	-	0	-	9	624,295	7	600,116
VP/UNIVERSITY RELATIONS	1	20,000	0	-	4	108,919	4	205,268
GRAND TOTALS	129	\$14,900,572	129	\$8,661,488	1,072	\$133,593,460	1,038	\$133,819,793

Part IV of V
Summary of Awards by College
November 2003

November 2003 vs. November 2002



FYTD November 2003 vs. November 2002



Awards By College, In Millions
Units of \$1M

November 2003
Part V of V--GENERAL COLLEGE ACTIVITY

DATE: December 15, 2003

		November 2003		November 2002		FISCAL YEAR TO DATE (7/03-11/03)		FISCAL YEAR TO DATE (7/02-11/02)	
		No.	<u>Total Amt.</u>	No.	<u>Total Amt.</u>	No.	<u>Total Amt.</u>	No.	<u>Total Amt.</u>
ARCHITECTURE									
Proposals		0	-	0	-	2	10,465	1	2,500
Awards	Research	0	-	0	-	1	4,591	2	52,638
	Other	1	7,965	0	-	2	3,890	1	1,370
	Instruction	0	-	0	-	0	-	0	-
	Clinical	0	-	0	-	0	-	0	-
	Totals	1	7,965	0	-	3	8,481	3	54,008
BUSINESS									
Proposals		0	-	4	676,783	3	238,670	11	4,301,515
Awards	Research	0	-	0	-	4	81,119	1	2,000
	Other	0	-	1	13,827	0	-	0	-
	Instruction	0	-	0	-	0	-	2	23,827
	Clinical	0	-	0	-	0	-	0	-
	Totals	0	-	1	13,827	4	81,119	3	25,827
EDUCATION									
Proposals		0	-	0	-	6	1,708,710	7	2,547,723
Awards	Research	0	-	0	-	6	307,167	3	261,731
	Other	0	-	1	5,000	1	119,685	3	740,559
	Instruction	0	-	0	-	8	1,579,785	3	617,198
	Clinical	0	-	0	-	0	-	0	-
	Totals	0	-	1	5,000	15	2,006,637	9	1,619,488
ENGINEERING									
Proposals		17	10,009,856	30	16,186,809	103	41,496,847	130	72,473,506
Awards	Research	10	511,939	21	669,201	132	17,936,243	164	19,182,030
	Other	3	99,875	1	1,500	16	465,483	13	245,217
	Instruction	1	31,900	1	10,000	13	269,598	7	267,500
	Clinical	0	-	0	-	0	-	0	-
	Totals	14	643,714	23	680,701	161	18,671,324	184	19,694,747
FINE ARTS									
Proposals		0	-	0	-	1	1,500	2	22,460
Awards	Research	0	-	0	-	0	-	0	-
	Other	0	-	0	-	0	-	2	32,500
	Instruction	0	-	0	-	0	-	1	22,000
	Clinical	0	-	0	-	0	-	0	-
	Totals	0	-	0	-	0	-	3	54,500

	November 2003		November 2002		FISCAL YEAR TO DATE (7/03-11/03)		FISCAL YEAR TO DATE (7/02-11/02)	
	<u>No.</u>	<u>Total Amt.</u>	<u>No.</u>	<u>Total Amt.</u>	<u>No.</u>	<u>Total Amt.</u>	<u>No.</u>	<u>Total Amt.</u>
GRADUATE SCHOOL								
<i>Proposals</i>	0	-	0	-	0	-	1	37,270

<i>Awards</i>	Research	0	-	0	-	0	-	1	37,270
	Other	0	-	0	-	0	-	0	-
	Instruction	0	-	0	-	0	-	0	-
	Clinical	0	-	0	-	0	-	0	-
	<i>Totals</i>	0	-	0	-	0	-	1	37,270

HEALTH

<i>Proposals</i>	0	-	3	3,055,292	12	4,675,860	9	3,807,216
------------------	---	---	---	-----------	----	-----------	---	-----------

<i>Awards</i>	Research	1	72,604	3	55,378	3	117,971	5	74,318
	Other	0	-	1	10,000	6	355,953	6	307,656
	Instruction	0	-	0	-	1	57,833	2	81,447
	Clinical	0	-	0	-	0	-	0	-
	<i>Totals</i>	1	72,604	4	65,378	10	531,757	13	463,421

HUMANITIES

<i>Proposals</i>	0	-	3	1,460,606	11	8,214,754	9	1,813,673
------------------	---	---	---	-----------	----	-----------	---	-----------

<i>Awards</i>	Research	0	-	0	-	0	-	3	245,350
	Other	0	-	1	8,450	3	1,650	3	117,281
	Instruction	0	-	0	-	3	433,504	1	143,000
	Clinical	0	-	0	-	0	-	0	-
	<i>Totals</i>	0	-	1	8,450	6	435,154	7	505,631

LAW

<i>Proposals</i>	0	-	0	-	1	1,000	0	-
------------------	---	---	---	---	---	-------	---	---

<i>Awards</i>	Research	0	-	0	-	0	-	0	-
	Other	0	-	0	-	1	1,000	0	-
	Instruction	0	-	0	-	0	-	0	-
	Clinical	0	-	0	-	0	-	0	-
	<i>Totals</i>	0	-	0	-	1	1,000	0	-

MEDICINE

<i>Proposals</i>	30	9,341,539	48	21,379,527	321	191,743,252	236	133,846,419
------------------	----	-----------	----	------------	-----	-------------	-----	-------------

<i>Awards</i>	Research	35	7,563,399	27	3,727,925	268	47,369,797	269	46,086,683
	Other	13	454,218	13	855,783	73	2,910,623	76	6,418,700
	Instruction	5	245,740	3	182,300	40	5,460,626	32	2,875,611
	Clinical	16	1,435,940	9	363,500	96	6,809,983	46	4,188,699
	<i>Totals</i>	69	9,699,297	52	5,129,508	477	62,551,029	423	59,569,693

MINES & EARTH SCIENCES

<i>Proposals</i>	3	1,078,465	5	706,443	40	10,343,210	49	10,662,872
------------------	---	-----------	---	---------	----	------------	----	------------

<i>Awards</i>	Research	5	156,915	6	240,726	43	1,794,572	38	1,592,246
	Other	0	-	3	311,565	13	151,892	17	683,372
	Instruction	0	-	0	-	0	-	0	-
	Clinical	0	-	0	-	0	-	0	-
	<i>Totals</i>	5	156,915	9	552,291	56	1,946,464	55	2,275,618

	November 2003		November 2002		FISCAL YEAR TO DATE (7/03-11/03)		FISCAL YEAR TO DATE (7/02-11/02)	
	<u>No.</u>	<u>Total Amt.</u>	<u>No.</u>	<u>Total Amt.</u>	<u>No.</u>	<u>Total Amt.</u>	<u>No.</u>	<u>Total Amt.</u>
NURSING								
<i>Proposals</i>	4	3,215,203	5	2,167,654	12	10,217,885	11	4,668,805

<i>Awards</i>	Research	1	100,717	0	-	8	1,381,098	9	1,094,096
	Other	0	-	0	-	2	71,160	1	433,360
	Instruction	0	-	0	-	4	860,012	0	-
	Clinical	0	-	0	-	0	-	0	-
	<i>Totals</i>	1	100,717	0	-	14	2,312,270	10	1,527,456

PHARMACY

<i>Proposals</i>	10	1,244,864	8	2,085,314	59	25,411,304	34	16,259,026
------------------	----	-----------	---	-----------	----	------------	----	------------

<i>Awards</i>	Research	5	997,381	1	45,346	28	3,638,704	22	3,522,890
	Other	2	58,119	2	59,424	23	891,100	10	616,213
	Instruction	0	-	1	15,960	3	129,422	3	59,873
	Clinical	0	-	1	62,400	2	141,921	1	62,400
	<i>Totals</i>	7	1,055,500	5	183,130	56	4,801,147	36	4,261,376

SCIENCE

<i>Proposals</i>	11	5,864,410	17	19,359,612	88	57,847,332	92	60,069,905
------------------	----	-----------	----	------------	----	------------	----	------------

<i>Awards</i>	Research	7	1,379,861	15	588,204	80	11,231,980	100	10,594,592
	Other	0	-	0	-	1	60,000	2	37,000
	Instruction	0	-	0	-	4	502,712	4	155,714
	Clinical	2	44,500	0	-	4	53,000	0	-
	<i>Totals</i>	9	1,424,361	15	588,204	89	11,847,692	106	10,787,306

SOCIAL & BEHAVIORAL SCIENCES

<i>Proposals</i>	3	202,577	7	2,657,416	29	7,711,952	20	9,615,765
------------------	---	---------	---	-----------	----	-----------	----	-----------

<i>Awards</i>	Research	5	377,627	3	531,853	27	3,156,458	20	1,458,918
	Other	0	-	1	650	5	285,758	7	23,700
	Instruction	0	-	0	-	0	-	1	54,067
	Clinical	0	-	0	-	0	-	0	-
	<i>Totals</i>	5	377,627	4	532,503	32	3,442,216	28	1,536,685

SOCIAL WORK

<i>Proposals</i>	3	83,048	3	300,320	10	4,033,048	12	1,576,710
------------------	---	--------	---	---------	----	-----------	----	-----------

<i>Awards</i>	Research	0	-	2	250,320	13	581,962	5	423,397
	Other	4	94,862	1	50,000	12	288,998	16	1,823,200
	Instruction	0	-	0	-	0	-	0	-
	Clinical	0	-	0	-	0	-	0	-
	<i>Totals</i>	4	94,862	3	300,320	25	870,960	21	2,246,597

VP FOR ACADEMIC AFFAIRS*

<i>Proposals</i>	2	89,990	1	500,000	7	3,564,493	10	1,125,946
------------------	---	--------	---	---------	---	-----------	----	-----------

<i>Awards</i>	Research	0	-	0	-	4	11,000	1	8,367
	Other	0	-	0	-	1	892,015	5	171,076
	Instruction	0	-	0	-	6	149,059	0	-
	Clinical	0	-	0	-	0	-	0	-
	<i>Totals</i>	0	-	0	-	11	1,052,074	6	179,443

		November 2003		November 2002		FISCAL YEAR TO DATE (7/03-11/03)		FISCAL YEAR TO DATE (7/02-11/02)	
		<u>No.</u>	<u>Total Amt.</u>	<u>No.</u>	<u>Total Amt.</u>	<u>No.</u>	<u>Total Amt.</u>	<u>No.</u>	<u>Total Amt.</u>
VP FOR ADMINISTRATIVE SERVICES*									
Proposals		0	-	0	-	1	7,330	0	-
Awards	Research	0	-	0	-	0	-	0	-
	Other	0	-	0	-	1	6,597	0	-
	Instruction	0	-	0	-	0	-	0	-
	Clinical	0	-	0	-	0	-	0	-
	Totals	0	-	0	-	1	6,597	0	-
VP FOR HEALTH SCIENCES*									
Proposals		3	1,954,293	6	2,158,782	41	44,594,348	37	39,412,914
Awards	Research	9	689,432	7	531,488	66	18,150,218	79	20,422,814
	Other	2	443,005	3	59,000	8	2,562,897	20	4,549,737
	Instruction	0	-	0	-	3	130,775	1	2,000
	Clinical	1	114,573	0	-	10	697,230	7	869,512
	Totals	12	1,247,010	10	590,488	87	21,541,120	107	25,844,063
VP FOR RESEARCH*									
Proposals		0	-	2	368,253	3	838,194	4	403,431
Awards	Research	0	-	0	-	6	373,807	2	1,621,083
	Other	0	-	1	11,688	5	379,398	10	710,197
	Instruction	0	-	0	-	0	-	0	-
	Clinical	0	-	0	-	0	-	0	-
	Totals	0	-	1	11,688	11	753,205	12	2,331,280
VP FOR STUDENT AFFAIRS & SERVICES*									
Proposals		0	-	0	-	1	25,500	1	15,481
Awards	Research	0	-	0	-	2	375,159	1	75,251
	Other	0	-	0	-	4	41,481	3	25,500
	Instruction	0	-	0	-	3	207,655	3	499,365
	Clinical	0	-	0	-	0	-	0	-
	Totals	0	-	0	-	9	624,295	7	600,116
VP FOR UNIVERSITY RELATIONS*									
Proposals		0	-	0	-	6	940,900	2	54,999
Awards	Research	0	-	0	-	1	35,133	1	23,767
	Other	1	20,000	0	-	3	73,786	3	181,501
	Instruction	0	-	0	-	0	-	0	-
	Clinical	0	-	0	-	0	-	0	-
	Totals	1	20,000	0	-	4	108,919	4	205,268
Totals, Proposals									
		86	\$33,084,245	142	\$73,062,811	757	\$413,626,554	678	\$362,718,136
Totals, AWARDS									
		129	\$14,900,572	129	\$8,661,488	1,072	\$133,593,460	1,038	\$133,819,793

* Amounts for Vice-Presidents' Offices may reflect activity by Institutes, Centers & other discrete organizational entities that report directly to their cognizant Vice Presidents, rather than to a College or Graduate School.