




DATE: December 17, 2001

TO: J. Bernard Machen
FROM: Raymond F. Gesteland

SUBJECT: 5-Part Monthly Activity Report

Part I of IV--RESEARCH ACTIVITY SUMMARY

	November 2001		November 2000		FISCAL YEAR TO DATE (7/01-11/01)		FISCAL YEAR TO DATE (7/00-11/00)	
	<u>No.</u>	<u>Total Amt.</u>	<u>No.</u>	<u>Total Amt.</u>	<u>No.</u>	<u>Total Amt.</u>	<u>No.</u>	<u>Total Amt.</u>
<i>PROPOSALS*</i>	122	\$ 43,472,919	107	\$ 72,758,614	665	\$ 336,124,366	611	\$ 330,934,547
<i>AWARDS</i>								
Research	76	\$8,836,335	92	\$10,580,127	727	\$99,133,559	755	\$88,714,348
Other	29	3,968,904	22	472,436	140	11,228,830	165	7,228,984
Instruction	-	-	10	536,521	72	7,182,694	71	5,827,704
Clinical	21	1,498,357	17	279,543	87	6,020,374	82	4,637,628
<i>SUBTOTALS</i>	126	14,303,596	141	11,868,627	1,026	123,565,457	1,073	106,408,664
Fellowships & Financial Aids		4,457,894		52,251		6,536,499		1,157,853
<i>ALL AWARD TOTALS</i>		\$ 18,761,490		\$ 11,920,878		\$ 130,101,956		\$ 107,566,517


Raymond F. Gesteland
Vice-President for Research

cc: Coralie Alder
A. Lorris Betz
Paul Brinkman
Lynne U. Chronister
Arnold B. Combe
Fred C. Esplin
Cecelia H. Foxley
John G. Francis
Raymond F. Gesteland
Peter L. Goss
W. Ralph Hardy
Jerry Kaplan
Nancy Lyon
J. Michael Mattsson
Barbara K. Nielsen
David W. Pershing
Ronald J. Pugmire
Lee Siegel
Laura Snow

OFFICE OF THE VICE PRESIDENT FOR RESEARCH

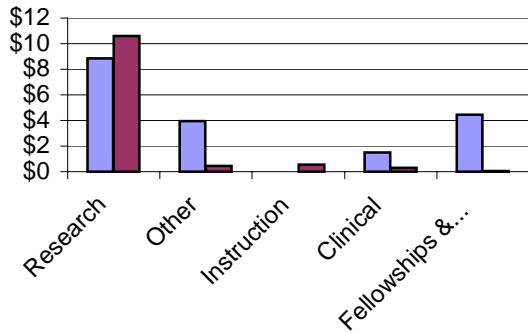
201 S PRESIDENTS CIRCLE RM 210
SALT LAKE CITY, UTAH 84112-9011

(801) 581-7236
FAX: (801) 585-6212

Part I of V Summary of University Research Activity November 2001

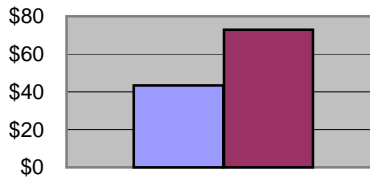
November 2001 vs. November 2000

Awards, In Millions



■ Awards This Month
■ Awards, Same Month Last Year

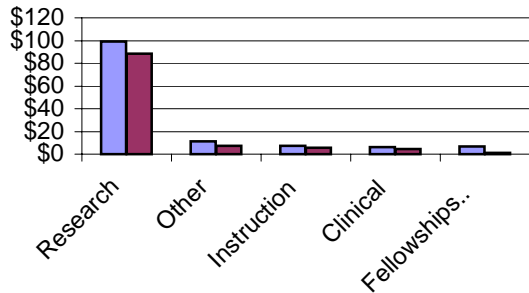
Proposals, In Millions



■ All Proposals, This Month
■ All Proposals, Same Month Last Year

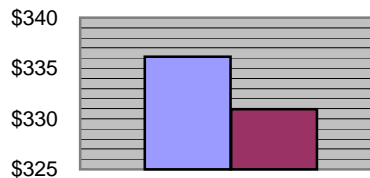
FYTD November 2001 vs. FYTD November 2000

Awards, In Millions



■ Awards, This Fiscal Year To Date
■ Awards, Same Month Last Fiscal Year To Date

Proposals, In Millions



■ All Proposals, This Fiscal Year To Date
■ All Proposals, Last Fiscal Year To Date

VICE-PRESIDENT FOR RESEARCH
November 2001
Part II of V--PROPOSALS AND AWARDS OVER \$2 MILLION

DATE: December 17, 2001

PROPOSALS

	<i>Department</i>	<i>Sponsor Name</i>	<i>Proposal Title</i>	<i>Start Date</i>	<i>End Date</i>	<i>Total Amount</i>
Engineering						
Davis,Alan L	School Of Computing	NSF/Natl Science Fndn	ITR Collaborative: Power Efficient Component Architectures: Perceptive, Secure, & Mobile.	9/1/02	9/1/07	\$2,446,225
Lepreau,Jay M	School Of Computing	NSF/Natl Science Fndn	A Grid For Research & Education In Distributed Systems & Networks.	4/1/02	3/31/07	\$4,774,282
Medicine						
Gleich,Gerald J	Dermatology	PHS/Public Health Service	Eisimophil Graanule Proteins & Their Function.	7/1/02	6/30/07	\$2,625,864
Katzman,Gregory	Radiology	NSF/Natl Science Fndn	Practical Archiving Of Content For Research & Teaching System	10/1/02	9/30/05	\$2,106,119
VP/Research						
Foresti,Stefano	Ctr High Performance Comp	NSF/Natl Science Fndn	Interdisciplinary Environment & Methodology For Information Representation	9/1/02	8/31/07	\$3,067,152

AWARDS

	<i>Department</i>	<i>Sponsor Name</i>	<i>Proposal Title</i>	<i>Start Date</i>	<i>End Date</i>	<i>Total Amount</i>
Medicine						
Samore,Matthew H	Family & Preventive	Center For Disease Contrl	Rural Program In Antimicrobials In The Intermountain Region.	9/30/01	9/29/04	\$2,191,077

VICE-PRESIDENT FOR RESEARCH
November 2001
Part III of IV--AWARDS BY SPONSOR

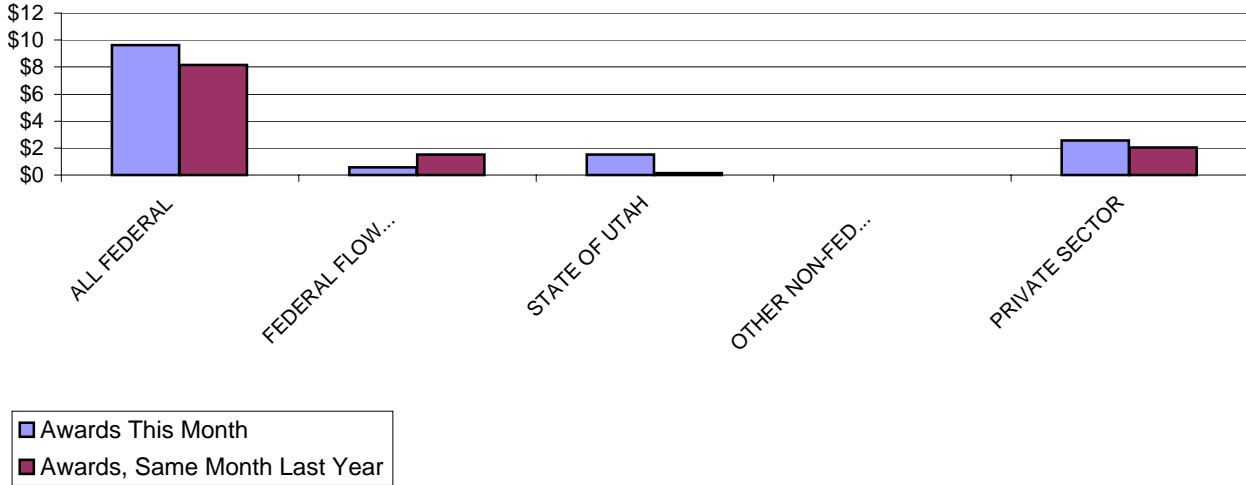
DATE: December 17, 2001

	November 2001		November 2000		FISCAL YEAR TO DATE (7/01-11/01)		FISCAL YEAR TO DATE (7/00-11/00)	
	<u>No.</u>	<u>Total Amt.</u>	<u>No.</u>	<u>Total Amt.</u>	<u>No.</u>	<u>Total Amt.</u>	<u>No.</u>	<u>Total Amt.</u>
ALL FEDERAL	46	\$ 9,635,556	45	\$ 8,136,916	408	\$ 78,986,474	433	\$ 64,354,452
<i>Misc. Federal Agencies</i>	0	-	3	63,346	8	5,000	8	722,826
Nat'l Aeronaut/Space Adm	0	-	1	(24,000)	4	101,620	9	384,250
Nat'l Endowmt/Humanitie:	0	-	0	-	3	29,993	0	-
Nat'l Science Foundation	13	942,631	7	1,412,872	65	9,896,294	71	9,230,275
US Dept of Agriculture	0	-	0	-	3	363,530	4	46,380
US Dept of Commerce	0	-	1	110,615	3	206,319	4	638,761
US Dept of Defense	5	691,672	6	1,829,943	15	1,847,284	29	3,826,972
US Dept of Education	0	-	2	5,223	11	1,642,834	8	1,105,979
US Dept of Energy	3	321,829	7	594,407	35	4,981,727	37	3,223,634
US Dept of the Interior	0	-	0	-	10	275,776	11	212,732
US Dept of Transportation	2	7,503	0	-	3	77,503	2	192,890
US Environmental Prot Agc	0	-	0	-	1	5,000	5	258,991
US Health & Human Servs	23	7,671,921	18	4,144,510	247	59,553,594	245	44,510,762
US Veterans Admin	0	-	0	-	0	-	0	-
FEDERAL FLOW-DOWN	19	580,947	23	1,512,872	158	7,485,332	144	8,190,666
STATE OF UTAH	16	1,502,837	13	164,443	91	5,523,866	58	2,996,748
OTHER NON-FED GOVT.	1	20,636	1	5,000	4	48,136	8	324,836
PRIVATE SECTOR	44	2,563,620	59	2,049,396	365	30,585,641	430	30,541,962
Commercial Sponsors	35	2,012,728	45	991,731	201	11,175,863	202	9,589,697
Not-For-Profit Sponsors	9	550,892	14	1,057,665	164	19,409,778	228	20,952,265
GRAND TOTALS	126	\$ 14,303,596	141	\$ 11,868,627	1,026	\$ 122,629,449	1,073	\$ 106,408,664

Part III of V Summary of Awards by Sponsor November 2001

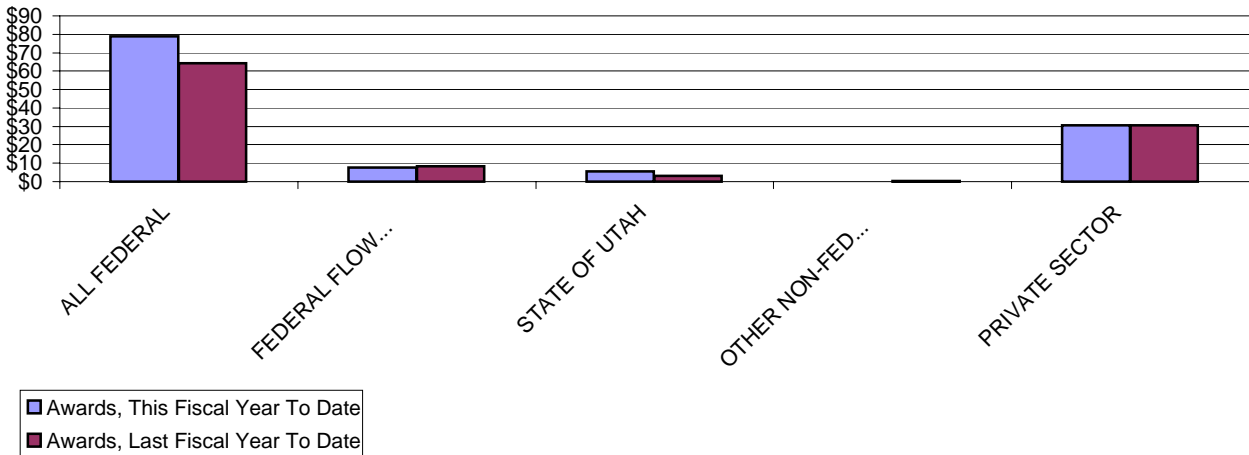
November 2001 vs. November 2000

Awards, In Millions



FYTD November 2001 vs. FYTD November 2000

Awards, In Millions



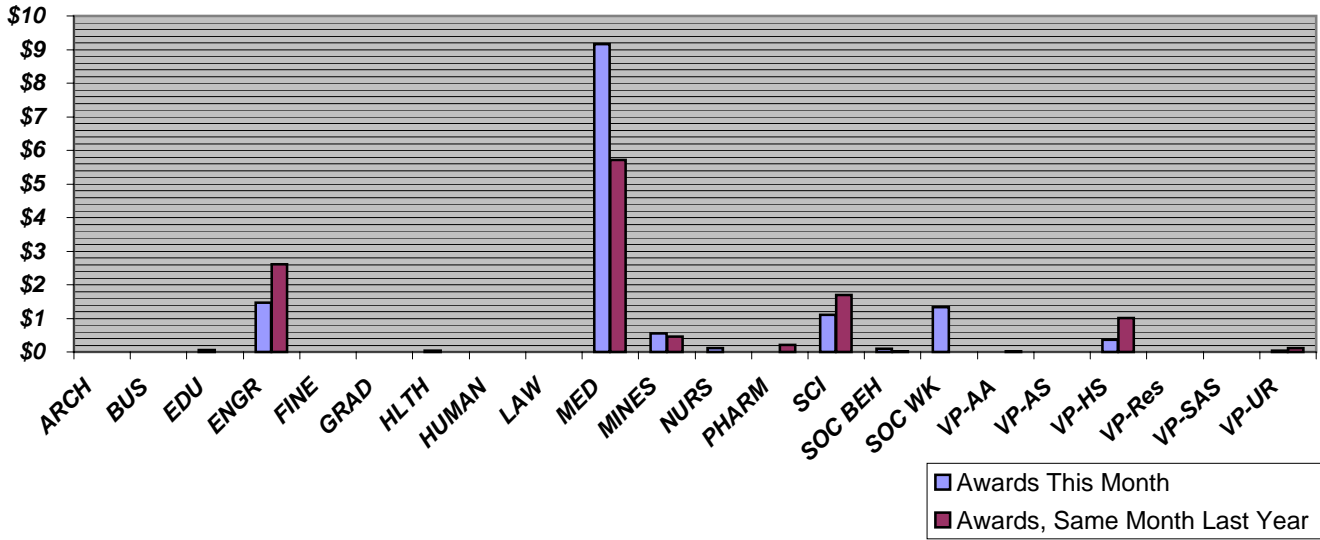
VICE-PRESIDENT FOR RESEARCH
November 2001
Part IV of V--AWARDS BY COLLEGE

DATE: December 17, 2001

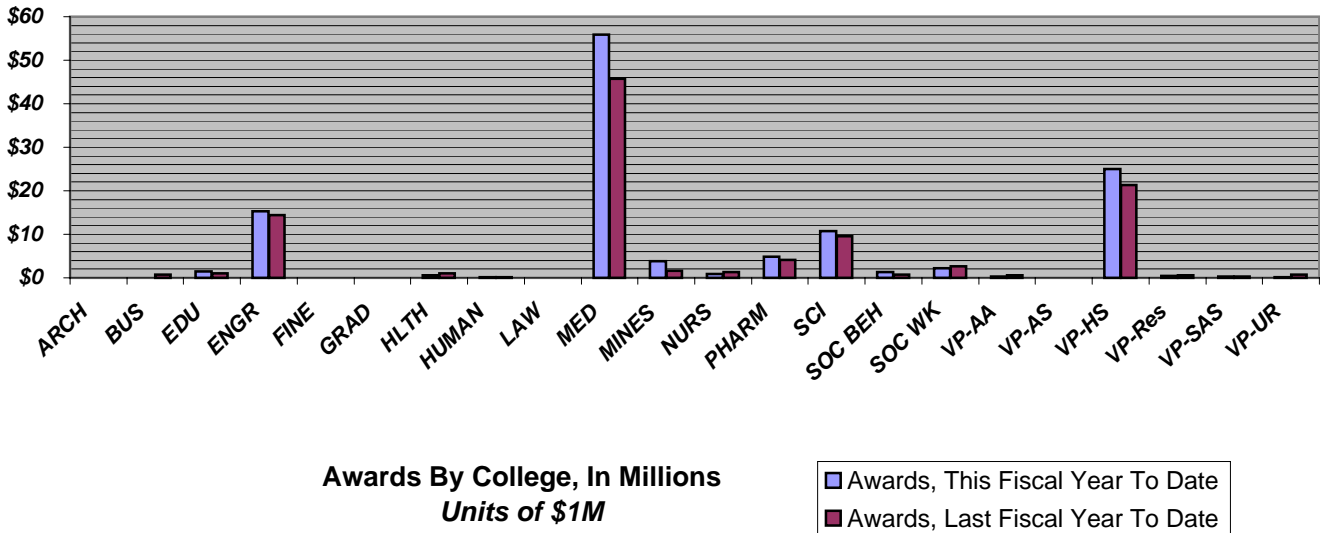
	November 2001		November 2000		FISCAL YEAR TO DATE (7/01-11/01)		FISCAL YEAR TO DATE (7/00-11/00)	
	<u>No.</u>	<u>Total Amt.</u>	<u>No.</u>	<u>Total Amt.</u>	<u>No.</u>	<u>Total Amt.</u>	<u>No.</u>	<u>Total Amt.</u>
ARCHITECTURE	1	2,457	0	-	1	2,457	3	69,010
BUSINESS	0	-	0	-	0	-	5	663,406
EDUCATION	1	59,920	0	-	10	1,481,910	13	982,728
ENGINEERING	28	1,466,951	21	2,614,752	185	15,321,289	155	14,385,256
FINE ARTS	0	-	0	-	1	-	0	-
GRADUATE SCHOOL	0	-	0	-	1	17,940	2	6,000
HEALTH	1	35,239	2	(4,857)	15	532,065	19	1,100,216
HUMANITIES	0	-	1	5,000	4	212,352	4	185,811
LAW	0	-	0	-	3	-	1	21,062
MEDICINE	49	9,161,358	65	5,714,532	402	55,905,734	423	45,711,503
MINES & EARTH SCIENCES	6	544,695	12	464,921	43	3,797,228	39	1,553,328
NURSING	2	116,067	0	-	11	900,982	9	1,348,670
PHARMACY	2	1,900	6	216,367	37	4,840,593	43	4,117,093
SCIENCE	14	1,097,267	22	1,702,970	91	10,738,310	104	9,525,333
SOCIAL & BEHAVIORAL SCIENCES	6	91,975	2	16,829	34	1,373,870	24	733,643
SOCIAL WORK	7	1,327,948	2	(10,279)	23	2,274,606	14	2,604,674
VP/ACADEMIC AFFAIRS	0	-	2	26,000	11	227,651	13	554,245
VP/ADMINISTRATIVE SERVICES	0	-	0	-	1	37,500	0	-
VP/HEALTH SCIENCES	5	360,819	3	1,006,777	133	25,017,022	168	21,309,030
VP/RESEARCH	0	-	2	5,000	8	423,409	26	579,402
VP/STUDENT AFFAIRS & SERVICES	1	8,000	0	-	6	361,539	3	258,464
VP/UNIVERSITY RELATIONS	0	29,000	1	110,615	6	99,000	5	699,790
GRAND TOTALS	123	\$14,303,596	141	\$11,868,627	1,026	\$123,565,457	1,073	\$106,408,664

Part IV of V
Summary of Awards by College
November 2001

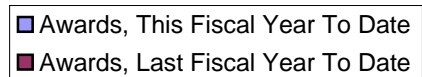
November 2001 vs. November 2000



FYTD November 2001 vs. FYTD November 2000



Awards By College, In Millions
Units of \$1M



VICE-PRESIDENT FOR RESEARCH
November 2001
Part IV of IV--GENERAL COLLEGE ACTIVITY

DATE: December 17, 2001

		November 2001		November 2000		FISCAL YEAR TO DATE (7/01-11/01)		FISCAL YEAR TO DATE (7/00-11/00)	
		<u>No.</u>	<u>Total Amt.</u>	<u>No.</u>	<u>Total Amt.</u>	<u>No.</u>	<u>Total Amt.</u>	<u>No.</u>	<u>Total Amt.</u>
ARCHITECTURE									
Proposals		1	2,457	0	-	1	2,457	2	4,200
Awards	Research	0	-	0	-	0	-	1	64,510
	Other	1	2,457	0	-	1	2,457	1	2,700
	Instruction	0	-	0	-	0	-	1	1,800
	Clinical	0	-	0	-	0	-	0	-
	Totals	1	2,457	0	-	1	2,457	3	69,010
BUSINESS									
Proposals		1	188,822	0	-	1	188,822	0	-
Awards	Research	0	-	0	-	0	-	4	668,286
	Other	0	-	0	-	0	-	0	-
	Instruction	0	-	0	-	0	-	1	(4,880)
	Clinical	0	-	0	-	0	-	0	-
	Totals	0	-	0	-	0	-	5	663,406
EDUCATION									
Proposals		2	759,392	2	1,354,556	4	1,251,185	13	4,223,612
Awards	Research	0	-	0	-	3	429,151	2	254,787
	Other	1	59,920	0	-	3	266,920	5	217,710
	Instruction	0	-	0	-	4	785,839	6	510,231
	Clinical	0	-	0	-	0	-	0	-
	Totals	1	59,920	0	-	10	1,481,910	13	982,728
ENGINEERING									
Proposals		28	17,915,221	27	16,020,087	121	40,562,108	104	48,027,099
Awards	Research	23	1,374,768	18	2,602,772	169	15,140,585	136	14,112,487
	Other	5	92,183	1	7,680	13	258,704	13	189,895
	Instruction	0	-	2	4,300	3	(78,000)	6	82,874
	Clinical	0	-	0	-	0	-	0	-
	Totals	28	1,466,951	21	2,614,752	185	15,321,289	155	14,385,256
FINE ARTS									
Proposals		0	-	0	-	0	-	1	3,000
Awards	Research	0	-	0	-	0	-	0	-
	Other	0	-	0	-	1	-	0	-
	Instruction	0	-	0	-	0	-	0	-
	Clinical	0	-	0	-	0	-	0	-
	Totals	0	-	0	-	1	-	0	-

		November 2001		November 2000		FISCAL YEAR TO DATE (7/01-11/01)		FISCAL YEAR TO DATE (7/00-11/00)	
	<u>No.</u>	<u>Total Amt.</u>	<u>No.</u>	<u>Total Amt.</u>	<u>No.</u>	<u>Total Amt.</u>	<u>No.</u>	<u>Total Amt.</u>	
GRADUATE SCHOOL									
Proposals	0	-	0	-	1	1,406,524	0	-	
Awards									
Research	0	-	0	-	0	-	0	-	
Other	0	-	0	-	0	-	0	-	
Instruction	0	-	0	-	1	17,940	2	6,000	
Clinical	0	-	0	-	0	-	0	-	
Totals	0	-	0	-	1	17,940	2	6,000	

HEALTH

Proposals	0	-	3	991,587	11	1,759,449	9	1,641,350
Awards								
Research	1	35,239	1	-	5	82,361	4	801,419
Other	0	-	1	(4,857)	9	413,704	14	244,542
Instruction	0	-	0	-	1	36,000	1	54,255
Clinical	0	-	0	-	0	-	0	-
Totals	1	35,239	2	(4,857)	15	532,065	19	1,100,216

HUMANITIES

Proposals	0	-	2	191,364	5	137,675	6	244,885
Awards								
Research	0	-	0	-	2	206,352	2	170,011
Other	0	-	1	5,000	1	2,000	1	5,000
Instruction	0	-	0	-	1	4,000	1	10,800
Clinical	0	-	0	-	0	-	0	-
Totals	0	-	1	5,000	4	212,352	4	185,811

LAW

Proposals	0	-	0	-	2	74,280	0	-
Awards								
Research	0	-	0	-	3	-	0	-
Other	0	-	0	-	0	-	1	21,062
Instruction	0	-	0	-	0	-	0	-
Clinical	0	-	0	-	0	-	0	-
Totals	0	-	0	-	3	-	1	21,062

MEDICINE

Proposals	27	10,264,015	31	25,249,294	235	151,093,514	253	139,035,260
Awards								
Research	27	5,326,339	35	4,863,324	246	40,587,525	267	37,177,675
Other	4	2,354,412	9	188,471	34	6,005,610	52	2,173,239
Instruction	0	0	6	512,971	47	3,950,796	34	2,434,434
Clinical	18	1,480,607	15	149,766	75	5,361,803	70	3,926,155
Totals	49	9,161,358	65	5,714,532	402	55,905,734	423	45,711,503

MINES & EARTH SCIENCES

Proposals	16	4,274,852	6	1,427,883	47	9,730,793	33	4,624,418
Awards								
Research	6	544,695	12	464,921	33	3,513,251	29	1,098,793
Other	0	-	0	-	10	283,977	8	320,544
Instruction	0	-	0	-	0	-	2	133,991
Clinical	0	-	0	-	0	-	0	-
Totals	6	544,695	12	464,921	43	3,797,228	39	1,553,328

	November 2001		November 2000		FISCAL YEAR TO DATE (7/01-11/01)		FISCAL YEAR TO DATE (7/00-11/00)	
	<u>No.</u>	<u>Total Amt.</u>	<u>No.</u>	<u>Total Amt.</u>	<u>No.</u>	<u>Total Amt.</u>	<u>No.</u>	<u>Total Amt.</u>
NURSING								
Proposals	2	1,604,350	0	-	11	5,119,377	4	768,136
Awards								
Research	2	116,067	0	-	10	799,880	7	1,191,493
Other	0	-	0	-	0	-	0	-
Instruction	0	-	0	-	1	101,102	2	157,177
Clinical	0	-	0	-	0	-	0	-
Totals	2	116,067	0	-	11	900,982	9	1,348,670

PHARMACY

Proposals	11	691,187	5	945,548	41	13,875,541	24	14,944,070
Awards								
Research	0	-	3	64,825	25	4,300,986	28	2,288,824
Other	1	(10,850)	3	151,542	10	478,536	12	1,511,913
Instruction	0	-	0	-	0	-	0	-
Clinical	1	12,750	0	-	2	61,071	3	316,356
Totals	2	1,900	6	216,367	37	4,840,593	43	4,117,093

SCIENCE

Proposals	17	2,286,159	20	23,139,599	90	52,686,546	81	79,203,192
Awards								
Research	13	1,087,267	19	1,694,610	81	8,515,401	94	9,187,529
Other	1	10,000	2	10,110	5	426,301	4	48,110
Instruction	0	-	1	(1,750)	5	1,796,608	6	289,694
Clinical	0	-	0	-	0	-	0	-
Totals	14	1,097,267	22	1,702,970	91	10,738,310	104	9,525,333

SOCIAL & BEHAVIORAL SCIENCES

Proposals	4	320,733	2	2,777,009	26	9,726,892	19	4,875,954
Awards								
Research	2	99,047	1	4,000	24	1,221,038	14	647,336
Other	4	(7,072)	1	12,829	8	79,604	9	34,480
Instruction	0	-	0	-	2	73,228	1	51,827
Clinical	0	-	0	-	0	-	0	-
Totals	6	91,975	2	16,829	34	1,373,870	24	733,643

SOCIAL WORK

Proposals	2	67,482	1	46,266	7	5,856,117	7	1,621,317
Awards								
Research	0	-	1	8,675	1	28,500	3	201,749
Other	7	1,327,948	1	(18,954)	20	2,096,737	8	601,994
Instruction	0	-	0	-	2	149,369	3	1,800,931
Clinical	0	-	0	-	0	-	0	-
Totals	7	1,327,948	2	(10,279)	23	2,274,606	14	2,604,674

VP FOR ACADEMIC AFFAIRS*

Proposals	1	249,778	1	144,615	7	984,622	14	1,653,448
Awards								
Research	0	-	0	-	1	1,381	1	79,214
Other	0	-	1	5,000	10	226,270	10	445,031
Instruction	0	-	1	21,000	0	-	2	30,000
Clinical	0	-	0	-	0	-	0	-
Totals	0	-	2	26,000	11	227,651	13	554,245

		November 2001		November 2000		FISCAL YEAR TO DATE (7/01-11/01)		FISCAL YEAR TO DATE (7/00-11/00)	
		<u>No.</u>	<u>Total Amt.</u>	<u>No.</u>	<u>Total Amt.</u>	<u>No.</u>	<u>Total Amt.</u>	<u>No.</u>	<u>Total Amt.</u>
VP FOR ADMINISTRATIVE SERVICES*									
Proposals		0	-	1	5,699	1	37,500	1	5,699
Awards	Research	0	-	0	-	0	-	0	-
	Other	0	-	0	-	1	37,500	0	-
	Instruction	0	-	0	-	0	-	0	-
	Clinical	0	-	0	-	0	-	0	-
	Totals	0	-	0	-	1	37,500	0	-
VP FOR HEALTH SCIENCES*									
Proposals		4	1,721,819	5	460,107	38	36,066,488	26	24,066,233
Awards	Research	2	252,913	1	877,000	118	24,097,787	159	20,460,735
	Other	1	102,906	0	-	4	244,317	2	435,678
	Instruction	0	-	0	-	1	77,418	1	25,000
	Clinical	2	5,000	2	129,777	10	597,500	6	387,617
	Totals	5	360,819	3	1,006,777	133	25,017,022	168	21,309,030
VP FOR RESEARCH*									
Proposals		1	3,067,152	0	-	5	5,290,697	3	672,083
Awards	Research	0	-	1	-	4	109,110	3	197,000
	Other	0	-	1	5,000	4	314,299	20	374,902
	Instruction	0	-	0	-	0	-	0	-
	Clinical	0	-	0	-	0	-	3	7,500
	Totals	0	-	2	5,000	8	423,409	26	579,402
VP FOR STUDENT AFFAIRS & SERVICES*									
Proposals		1	25,500	0	-	1	25,500	4	1,194,637
Awards	Research	0	-	0	-	1	75,251	0	-
	Other	1	8,000	0	-	2	22,894	1	14,894
	Instruction	0	-	0	-	3	263,394	2	243,570
	Clinical	0	-	0	-	0	-	0	-
	Totals	1	8,000	0	-	6	361,539	3	258,464
VP FOR UNIVERSITY RELATIONS*									
Proposals		4	34,000	1	5,000	10	248,279	7	4,125,954
Awards	Research	0	-	0	-	1	25,000	1	112,500
	Other	3	29,000	1	110,615	4	69,000	4	587,290
	Instruction	0	-	0	-	1	5,000	0	-
	Clinical	0	-	0	-	0	-	0	-
	Totals	3	29,000	1	110,615	6	99,000	5	699,790
Totals, Proposals		122	43,472,919	107	72,758,614	665	336,124,366	611	330,934,547
Totals, AWARDS		126	\$14,303,596	141	\$11,868,627	1,026	\$123,565,457	1,073	\$106,408,664

* Amounts for Vice-Presidents' Offices may reflect activity by Institutes, Centers & other discrete organizational entities that report directly to their cognizant Vice Presidents, rather than to a College or Graduate School.