



OFFICE OF SPONSORED PROJECTS

DATE: December 18, 2000

TO: J. Bernard Machen  
FROM: Raymond F. Gesteland

SUBJECT: 5-Part Monthly Activity Report

Part I of IV--RESEARCH ACTIVITY SUMMARY

	NOVEMBER 2000		NOVEMBER 1999		FISCAL YEAR TO DATE (7/00-11/00)		FISCAL YEAR TO DATE (7/99-11/99)	
	<i>No.</i>	<i>Total Amt.</i>	<i>No.</i>	<i>Total Amt.</i>	<i>No.</i>	<i>Total Amt.</i>	<i>No.</i>	<i>Total Amt.</i>
<b>PROPOSALS</b>	107	\$ 72,586,927	113	\$ 37,429,181	611	\$ 330,762,860	615	\$ 272,157,382
<b>AWARDS</b>								
Research	92	\$10,580,127	204	\$4,658,680	756	\$88,749,348	736	\$87,388,532
Other	22	472,436	25	1,597,570	164	7,193,984	143	10,957,399
Instruction	10	536,521	8	128,577	71	5,827,704	96	7,040,805
Clinical	17	279,543	20	1,085,586	82	4,637,628	65	4,593,820
<b>SUBTOTALS</b>	141	11,868,627	257	7,470,413	1,073	106,408,664	1,040	109,980,556
<b>Fellowships &amp; Financial Aids</b>		52,251		168		1,157,853		518,899
<b>ALL AWARD TOTALS</b>		\$ 11,920,878		\$ 7,470,581		\$ 107,566,517		\$ 110,499,455

- cc: David W. Pershing
- Arnold B. Combe
- Fred C. Esplin
- A. Lorris Betz
- Raymond A. Haeckel
- Barbara K. Nielsen
- W. Ralph Hardy
- Lynne U. Chronister
- J. Michael Mattsson
- Raymond F. Gesteland
- Ronald J. Pugmire
- Peter L. Goss
- Jerry Kaplan
- Cecelia H. Foxley
- John G. Francis
- Michael T. Benson

Raymond F. Gesteland  
Vice-President for Research

OFFICE OF THE VICE PRESIDENT FOR RESEARCH  
201 S PRESIDENTS CIRCLE RM 210  
SALT LAKE CITY, UTAH 84112-9011

(801) 581-7236  
FAX (801) 585-6212

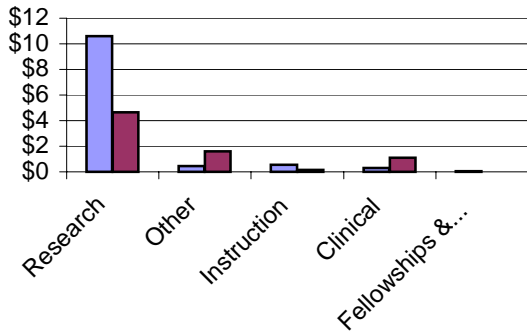
# Part I of V

## Summary of University Research Activity

### November, 2000

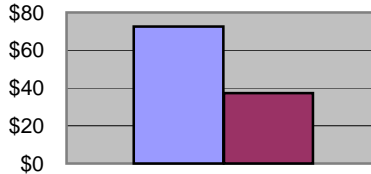
#### November, 2000 vs. November, 1999

**Awards, In Millions**



■ Awards This Month  
■ Awards, Same Month Last Year

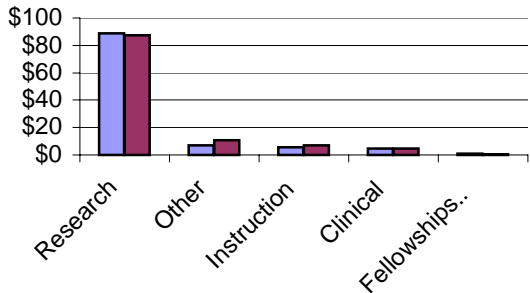
**Proposals, In Millions**



■ All Proposals, This Month  
■ All Proposals, Same Month Last Year

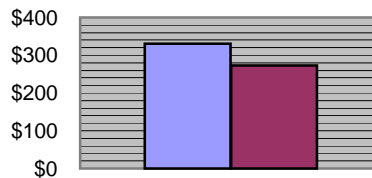
#### FYTD November, 2000 vs. FYTD November, 1999

**Awards, In Millions**



■ Awards, This Fiscal Year To Date  
■ Awards, Same Month Last Fiscal Year To Date

**Proposals, In Millions**



■ All Proposals, This Fiscal Year To Date  
■ All Proposals, Last Fiscal Year To Date

**VICE-PRESIDENT FOR RESEARCH**  
**NOVEMBER 2000**  
**Part II of V--PROPOSALS AND AWARDS OVER \$2 MILLION**

DATE: December 18, 2000

**PROPOSALS**

	<i>Department</i>	<i>Sponsor Name</i>	<i>Proposal Title</i>	<i>Start Date</i>	<i>End Date</i>	<i>Total Amount</i>
<b>Engineering</b>						
Sharp,M Keith	Bioengineering	NSF/Natl Science Fndn	Itr/Ap: Development Of Methods For Simulating Flow-Induced Hemolysis.	09/01/01	08/31/06	\$2,353,515
Schlegel,Christian B	Electrical Engineering	NSF/Natl Science Fndn	Analog Vlsi Implementation Of Error Control Decoders.	10/01/01	10/01/06	\$2,424,997
Thompson,William B	School Of Computing	NSF/Natl Science Fndn	Itr/Sy: Collaborative Research In Locomotion Interfaces.	10/01/01	10/01/06	\$2,990,559
<b>Medicine</b>						
Lalouel,Jean-Marc	Human Genetics	PHS/Public Health Service	Role Of Angiotensinogen In Human Hypertension. Former U/U Proj.# 59300153. Former Contract # R01hl45325.	02/01/01	01/31/06	\$2,138,946
Shaddy,Robert E	Pediatrics	PHS/Public Health Service/Natl Heart Lung & Blood	Pediatric Heart Disease Data Coordinating Center.	08/01/01	07/31/06	\$7,301,243
Myles-Worsley,Marina	Psychiatry	PHS/Public Health Service/Natl Inst Mental Health	A Genetic Study Of Schizophrenia In Palau Micronesia.	07/01/01	06/30/06	\$3,154,219
<b>Science</b>						
Beebe,Thomas P Jr	Chemistry	NSF/Natl Science Fndn	Center For Model-Based Nanoscale Design Of Materials, Structures And Systems.	04/01/01	03/31/06	\$13,352,633
Voth,Gregory A	Chemistry	NSF/Natl Science Fndn	Itr/Ap: Bridging Length And Time Scales In The Computer Simulation Of Physical Systems.	09/01/01	08/31/06	\$3,134,665
<b>Social &amp; Behavioral Science</b>						
Miller,Harvey J	Geography	NSF/Natl Science Fndn	Discovering Knowledge About Lifestyles And Activities In The Information Age.	09/01/01	08/31/06	\$2,773,009

**AWARDS**

<i>Department</i>	<i>Sponsor Name</i>	<i>Proposal Title</i>	<i>Start Date</i>	<i>End Date</i>	<i>Total Amount</i>
-------------------	---------------------	-----------------------	-------------------	-----------------	---------------------

There were no awards over \$2 million for November, 2000.

**VICE-PRESIDENT FOR RESEARCH**  
**NOVEMBER 2000**  
**Part III of IV--AWARDS BY SPONSOR**

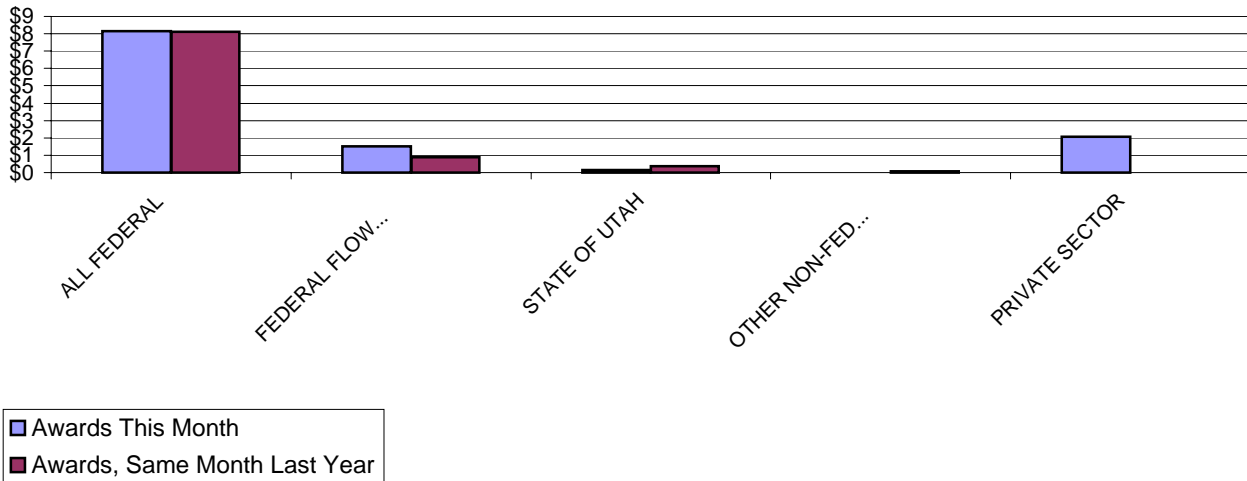
DATE: December 18, 2000

	NOVEMBER 2000		NOVEMBER 1999		FISCAL YEAR TO DATE (7/00-11/00)		FISCAL YEAR TO DATE (7/99-11/99)	
	<u>No.</u>	<u>Total Amt.</u>	<u>No.</u>	<u>Total Amt.</u>	<u>No.</u>	<u>Total Amt.</u>	<u>No.</u>	<u>Total Amt.</u>
<b>ALL FEDERAL</b>	<b>45</b>	<b>\$ 8,136,916</b>	<b>54</b>	<b>\$ 8,111,430</b>	<b>431</b>	<b>\$ 63,985,088</b>	<b>375</b>	<b>\$ 57,234,235</b>
<i>Misc. Federal Agencies</i>	3	63,346	0	-	8	722,826	6	955,526
Nat'l Aeronaut/Space Adm	1	(\$24,000)	1	21,000	9	384,250	7	170,115
Nat'l Endowmt/Humanitie:	0	-	0	-	0	-	1	8,000
Nat'l Science Foundation	7	1,412,872	7	605,177	71	9,230,275	60	7,109,709
US Dept of Agriculture	0	-	0	-	4	46,380	7	627,033
US Dept of Commerce	1	110,615	1	16,667	4	638,761	4	171,748
US Dept of Defense	6	1,829,943	11	847,532	29	3,826,972	22	1,877,433
US Dept of Education	2	5,223	0	-	8	1,105,979	7	857,580
US Dept of Energy	7	594,407	10	1,146,433	37	3,223,634	45	4,004,254
US Dept of the Interior	0	-	0	-	11	212,732	9	189,801
US Dept of Transportation	0	-	1	118,730	3	321,261	4	303,790
US Environmental Prot Agc	0	-	0	-	5	258,991	0	-
US Health & Human Servs	18	4,144,510	23	5,355,891	242	44,013,027	203	40,959,246
US Veterans Admin	0	-	0	-	0	-	0	-
<b>FEDERAL FLOW-DOWN</b>	<b>23</b>	<b>1,512,872</b>	<b>22</b>	<b>871,923</b>	<b>144</b>	<b>8,223,405</b>	<b>116</b>	<b>7,154,695</b>
<b>STATE OF UTAH</b>	<b>13</b>	<b>164,443</b>	<b>10</b>	<b>372,199</b>	<b>59</b>	<b>3,046,748</b>	<b>75</b>	<b>3,851,676</b>
<b>OTHER NON-FED GOVT.</b>	<b>1</b>	<b>5,000</b>	<b>1</b>	<b>86,749</b>	<b>8</b>	<b>324,836</b>	<b>17</b>	<b>2,173,665</b>
<b>PRIVATE SECTOR</b>	<b>59</b>	<b>2,049,396</b>	<b>170</b>	<b>(1,971,888)</b>	<b>431</b>	<b>30,828,587</b>	<b>457</b>	<b>39,566,285</b>
Commercial Sponsors	45	991,731	68	3,240,365	202	9,589,697	205	10,269,255
Not-For-Profit Sponsors	14	1,057,665	102	(5,212,253)	229	21,238,890	252	29,297,030
<b>GRAND TOTALS</b>	<b>141</b>	<b>\$ 11,868,627</b>	<b>257</b>	<b>\$ 7,470,413</b>	<b>1,073</b>	<b>\$ 106,408,664</b>	<b>1,040</b>	<b>\$ 109,980,556</b>

## Part III of V Summary of Awards by Sponsor November, 2000

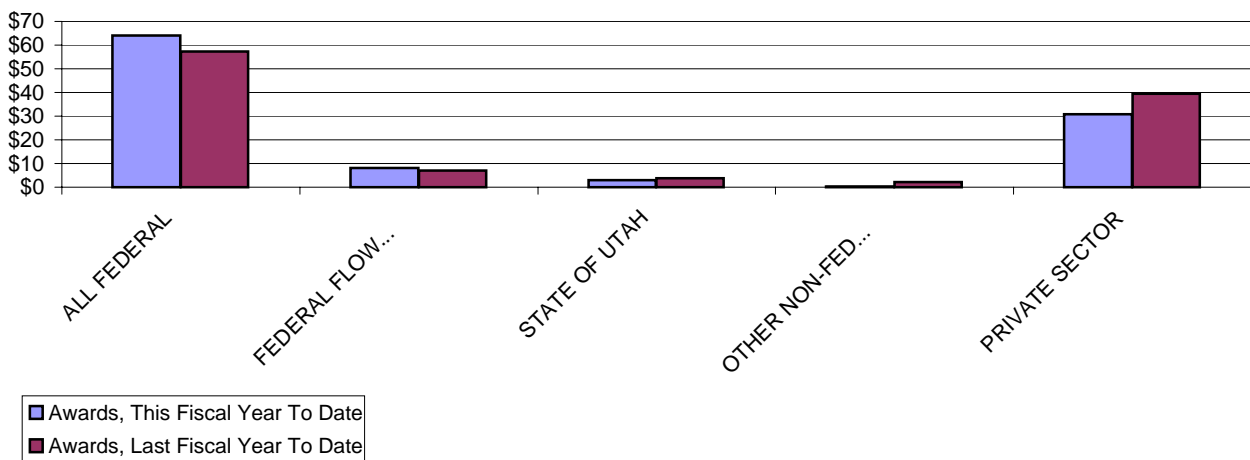
November, 2000 vs. November, 1999

**Awards, In Millions**



FYTD November, 2000 vs. FYTD November, 1999

**Awards, In Millions**



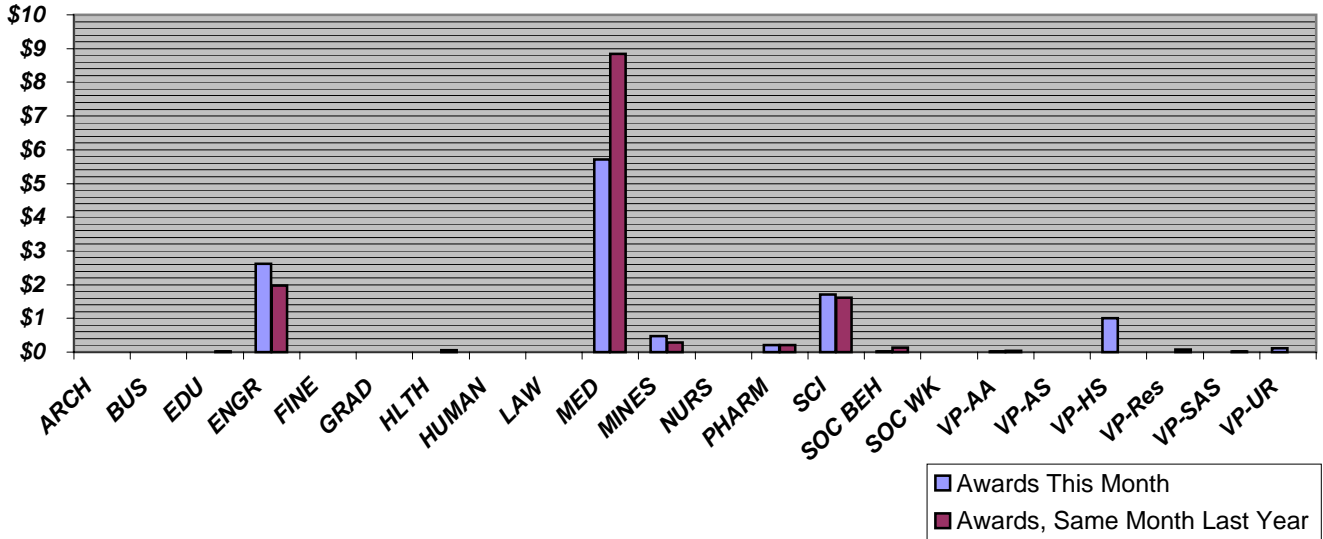
**VICE-PRESIDENT FOR RESEARCH**  
**NOVEMBER 2000**  
**Part IV of V--AWARDS BY COLLEGE**

DATE: December 18, 2000

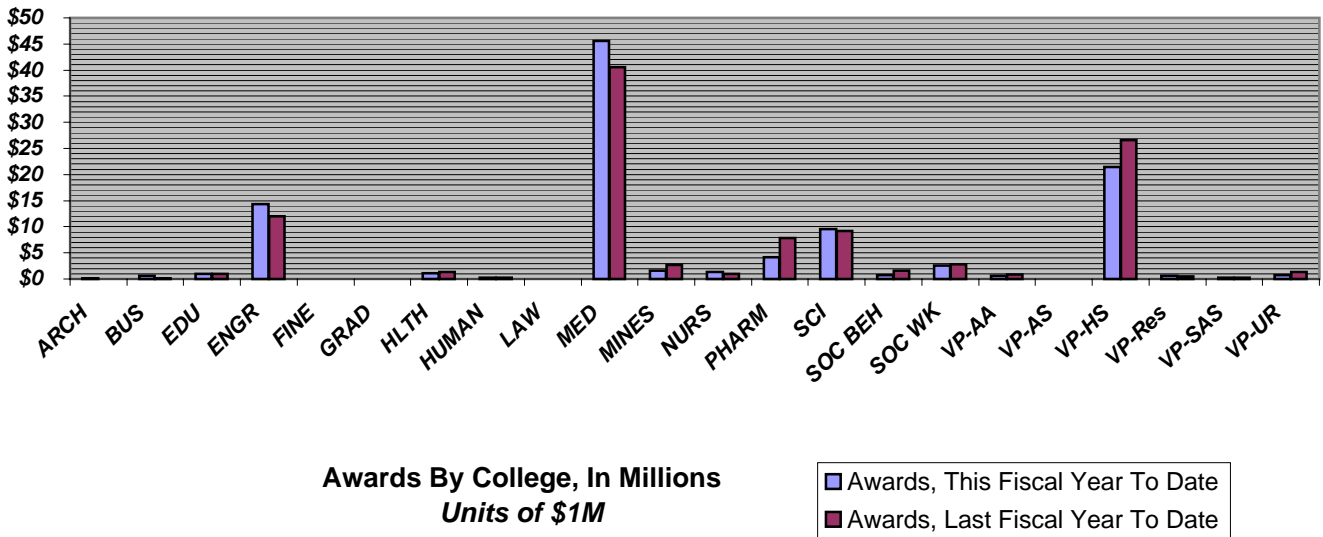
	NOVEMBER 2000		NOVEMBER 1999		FISCAL YEAR TO DATE (7/00-11/00)		FISCAL YEAR TO DATE (7/99-11/99)	
	<u>No.</u>	<u>Total Amt.</u>	<u>No.</u>	<u>Total Amt.</u>	<u>No.</u>	<u>Total Amt.</u>	<u>No.</u>	<u>Total Amt.</u>
<b>ARCHITECTURE</b>	0	-	0	-	3	69,010	0	-
<b>BUSINESS</b>	0	-	0	-	5	663,406	10	158,291
<b>EDUCATION</b>	0	-	1	11,250	13	982,728	10	1,020,855
<b>ENGINEERING</b>	21	2,614,752	41	1,975,147	155	14,385,256	154	11,968,597
<b>FINE ARTS</b>	0	-	0	-	0	-	1	8,000
<b>GRADUATE SCHOOL</b>	0	-	0	-	2	6,000	0	-
<b>HEALTH</b>	2	(4,857)	2	59,811	19	1,100,216	14	1,332,487
<b>HUMANITIES</b>	1	5,000	0	-	4	185,811	3	195,960
<b>LAW</b>	0	-	0	-	1	21,062	0	-
<b>MEDICINE</b>	65	5,714,532	68	8,844,306	421	45,587,598	375	40,592,120
<b>MINES &amp; EARTH SCIENCES</b>	12	464,921	9	286,670	39	1,553,328	47	2,644,648
<b>NURSING</b>	0	-	0	-	9	1,348,670	11	986,439
<b>PHARMACY</b>	6	216,367	4	213,934	43	4,117,093	41	7,833,279
<b>SCIENCE</b>	22	1,702,970	27	1,621,104	104	9,525,333	97	9,202,711
<b>SOCIAL &amp; BEHAVIORAL SCIENCES</b>	2	16,829	4	128,151	24	733,643	27	1,605,290
<b>SOCIAL WORK</b>	2	(10,279)	1	9,347	14	2,604,674	23	2,836,171
<b>VP/ACADEMIC AFFAIRS</b>	2	26,000	1	31,500	13	554,245	13	876,514
<b>VP/ADMINISTRATIVE SERVICES</b>	0	-	0	-	0	-	0	-
<b>VP/HEALTH SCIENCES</b>	3	1,006,777	92	(5,798,132)	170	21,432,935	191	26,646,681
<b>VP/RESEARCH</b>	2	5,000	6	70,825	26	579,402	14	430,700
<b>VP/STUDENT AFFAIRS &amp; SERVICES</b>	0	-	1	16,500	3	258,464	3	254,490
<b>VP/UNIVERSITY RELATIONS</b>	1	110,615	0	-	5	699,790	6	1,387,323
<b>GRAND TOTALS</b>	<b>141</b>	<b>\$11,868,627</b>	<b>257</b>	<b>\$7,470,413</b>	<b>1,073</b>	<b>\$106,408,664</b>	<b>1,040</b>	<b>\$109,980,556</b>

**Part IV of V**  
**Summary of Awards by College**  
**November, 2000**

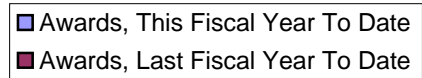
**November, 2000 vs. November, 1999**



**FYTD November, 2000 vs. FYTD November, 1999**



**Awards By College, In Millions**  
**Units of \$1M**



**VICE-PRESIDENT FOR RESEARCH**  
**November 2000**  
**Part IV of IV--GENERAL COLLEGE ACTIVITY**

DATE: December 18, 2000

		NOVEMBER 2000		NOVEMBER 1999		FISCAL YEAR TO DATE (7/00-11/00)		FISCAL YEAR TO DATE (7/99-11/99)	
		<u>No.</u>	<u>Total Amt.</u>	<u>No.</u>	<u>Total Amt.</u>	<u>No.</u>	<u>Total Amt.</u>	<u>No.</u>	<u>Total Amt.</u>
<b>ARCHITECTURE</b>									
<b>Proposals</b>		0	-	0	-	2	4,200	0	-
<b>Awards</b>	Research	0	-	0	-	1	64,510	0	-
	Other	0	-	0	-	1	2,700	0	-
	Instruction	0	-	0	-	1	1,800	0	-
	Clinical	0	-	0	-	0	-	0	-
	<b>Totals</b>	0	-	0	-	3	69,010	0	-
<b>BUSINESS</b>									
<b>Proposals</b>		0	0	0	-	0	-	1	25,000
<b>Awards</b>	Research	0	-	0	-	4	668,286	2	58,291
	Other	0	-	0	-	0	-	0	-
	Instruction	0	-	0	-	1	(4,880)	8	100,000
	Clinical	0	-	0	-	0	-	0	-
	<b>Totals</b>	0	-	0	-	5	663,406	10	158,291
<b>EDUCATION</b>									
<b>Proposals</b>		2	1,354,556	4	1,600,788	13	4,223,612	15	5,925,899
<b>Awards</b>	Research	0	-	0	-	2	254,787	2	134,805
	Other	0	-	1	11,250	5	217,710	3	374,250
	Instruction	0	-	0	-	6	510,231	5	511,800
	Clinical	0	-	0	-	0	-	0	-
	<b>Totals</b>	0	0	1	11,250	13	982,728	10	1,020,855
<b>ENGINEERING</b>									
<b>Proposals</b>		27	16,020,087	21	5,237,278	104	48,027,099	114	33,485,305
<b>Awards</b>	Research	18	2,602,772	39	1,913,432	137	14,147,487	135	11,614,913
	Other	1	7,680	2	61,715	12	154,895	12	239,434
	Instruction	2	4,300	0	-	6	82,874	7	114,250
	Clinical	0	-	0	-	0	-	0	-
	<b>Totals</b>	21	2,614,752	41	1,975,147	155	14,385,256	154	11,968,597
<b>FINE ARTS</b>									
<b>Proposals</b>		0	-	0	-	1	3,000	0	-
<b>Awards</b>	Research	0	-	0	-	0	-	0	-
	Other	0	-	0	-	0	-	1	8,000
	Instruction	0	-	0	-	0	-	0	-
	Clinical	0	-	0	-	0	-	0	-
	<b>Totals</b>	0	-	0	-	0	-	1	8,000



	NOVEMBER 2000		NOVEMBER 1999		FISCAL YEAR TO DATE (7/00-11/00)		FISCAL YEAR TO DATE (7/99-11/99)	
	<u>No.</u>	<u>Total Amt.</u>	<u>No.</u>	<u>Total Amt.</u>	<u>No.</u>	<u>Total Amt.</u>	<u>No.</u>	<u>Total Amt.</u>
<b>GRADUATE SCHOOL</b>								
<b>Proposals</b>	0	-	0	-	0	-	0	-
<b>Awards</b>								
Research	0	-	0	-	0	-	0	-
Other	0	-	0	-	0	-	0	-
Instruction	0	-	0	-	2	6,000	0	-
Clinical	0	-	0	-	0	-	0	-
<b>Totals</b>	0	-	0	-	2	6,000	0	-
<b>HEALTH</b>								
<b>Proposals</b>	3	991,587	2	127,384	9	1,641,350	12	1,273,537
<b>Awards</b>								
Research	1	-	0	-	4	801,419	4	400,389
Other	1	(4,857)	1	50,000	14	244,542	7	769,311
Instruction	0	-	0	-	1	54,255	2	152,976
Clinical	0	-	1	9,811	0	-	1	9,811
<b>Totals</b>	2	(4,857)	2	59,811	19	1,100,216	14	1,332,487
<b>HUMANITIES</b>								
<b>Proposals</b>	2	191,364	0	-	6	244,885	5	1,301,735
<b>Awards</b>								
Research	0	-	0	-	2	170,011	1	3,000
Other	1	5,000	0	-	1	5,000	0	-
Instruction	0	-	0	-	1	10,800	2	192,960
Clinical	0	-	0	-	0	-	0	-
<b>Totals</b>	1	5,000	0	-	4	185,811	3	195,960
<b>LAW</b>								
<b>Proposals</b>	0	-	0	-	0	-	0	-
<b>Awards</b>								
Research	0	-	0	-	0	-	0	-
Other	0	-	0	-	1	21,062	0	-
Instruction	0	-	0	-	0	-	0	-
Clinical	0	-	0	-	0	-	0	-
<b>Totals</b>	0	-	0	-	1	21,062	0	-
<b>MEDICINE</b>								
<b>Proposals</b>	31	25,249,294	46	18,815,110	252	138,995,260	258	117,185,419
<b>Awards</b>								
Research	35	4,863,324	38	6,657,818	265	37,053,770	228	28,920,612
Other	9	188,471	8	1,182,454	52	2,173,239	50	4,602,440
Instruction	6	512,971	6	79,500	34	2,434,434	40	2,860,079
Clinical	15	149,766	16	924,534	70	3,926,155	57	4,208,989
<b>Totals</b>	65	5,714,532	68	8,844,306	421	45,587,598	375	40,592,120
<b>MINES &amp; EARTH SCIENCES</b>								
<b>Proposals</b>	6	1,427,883	9	1,223,525	33	4,624,418	43	11,775,155
<b>Awards</b>								
Research	12	464,921	7	260,670	29	1,098,793	34	2,406,582
Other	0	0	2	26,000	8	320,544	9	133,384
Instruction	0	-	0	-	2	133,991	4	104,682
Clinical	0	-	0	-	0	-	0	-
<b>Totals</b>	12	464,921	9	286,670	39	1,553,328	47	2,644,648

	NOVEMBER 2000		NOVEMBER 1999		FISCAL YEAR TO DATE (7/00-11/00)		FISCAL YEAR TO DATE (7/99-11/99)	
	<u>No.</u>	<u>Total Amt.</u>	<u>No.</u>	<u>Total Amt.</u>	<u>No.</u>	<u>Total Amt.</u>	<u>No.</u>	<u>Total Amt.</u>
<b>NURSING</b>								
<b>Proposals</b>	0	-	2	499,204	4	768,136	10	3,806,183
<b>Awards</b>								
Research	0	-	0	-	7	1,191,493	4	331,443
Other	0	-	0	-	0	-	4	522,005
Instruction	0	-	0	-	2	157,177	3	132,991
Clinical	0	-	0	-	0	-	0	-
<b>Totals</b>	0	-	0	-	9	1,348,670	11	986,439
<b>PHARMACY</b>								
<b>Proposals</b>	5	945,548	2	1,273,010	24	14,944,070	20	30,862,092
<b>Awards</b>								
Research	3	64,825	2	163,434	28	2,288,824	28	6,764,999
Other	3	151,542	2	50,500	12	1,511,913	10	927,001
Instruction	0	-	0	-	0	-	0	-
Clinical	0	-	0	-	3	316,356	3	141,279
<b>Totals</b>	6	216,367	4	213,934	43	4,117,093	41	7,833,279
<b>SCIENCE</b>								
<b>Proposals</b>	20	22,967,912	17	5,881,251	81	79,031,505	71	21,505,172
<b>Awards</b>								
Research	19	1,694,610	26	1,581,374	94	9,187,529	88	8,473,432
Other	2	10,110	0	-	4	48,110	2	526,875
Instruction	1	(1,750)	1	39,730	6	289,694	7	202,404
Clinical	0	-	0	-	0	-	0	-
<b>Totals</b>	22	1,702,970	27	1,621,104	104	9,525,333	97	9,202,711
<b>SOCIAL &amp; BEHAVIORAL SCIENCES</b>								
<b>Proposals</b>	2	2,777,009	2	188,058	19	4,875,954	19	6,133,124
<b>Awards</b>								
Research	1	4,000	1	12,000	14	647,336	12	1,207,518
Other	1	12,829	3	116,151	9	34,480	11	288,862
Instruction	0	-	0	-	1	51,827	4	108,910
Clinical	0	-	0	-	0	-	0	-
<b>Totals</b>	2	16,829	4	128,151	24	733,643	27	1,605,290
<b>SOCIAL WORK</b>								
<b>Proposals</b>	1	46,266	0	-	7	1,621,317	5	3,675,111
<b>Awards</b>								
Research	1	8,675	0	-	3	201,749	9	477,808
Other	1	(18,954)	0	-	8	601,994	2	63,600
Instruction	0	-	1	9,347	3	1,800,931	12	2,294,763
Clinical	0	-	0	-	0	-	0	-
<b>Totals</b>	2	(10,279)	1	9,347	14	2,604,674	23	2,836,171
<b>VP FOR ACADEMIC AFFAIRS*</b>								
<b>Proposals</b>	1	144,615	1	35,000	14	1,653,448	16	1,640,164
<b>Awards</b>								
Research	0	-	0	-	1	79,214	1	600
Other	1	5,000	1	31,500	10	445,031	12	875,914
Instruction	1	21,000	0	-	2	30,000	0	-
Clinical	0	-	0	-	0	-	0	-
<b>Totals</b>	2	26,000	1	31,500	13	554,245	13	876,514

	NOVEMBER 2000		NOVEMBER 1999		FISCAL YEAR TO DATE (7/00-11/00)		FISCAL YEAR TO DATE (7/99-11/99)	
	<u>No.</u>	<u>Total Amt.</u>	<u>No.</u>	<u>Total Amt.</u>	<u>No.</u>	<u>Total Amt.</u>	<u>No.</u>	<u>Total Amt.</u>
<b>VP FOR ADMINISTRATIVE SERVICES*</b>								
<b>Proposals</b>	<b>1</b>	<b>5,699</b>	<b>0</b>	<b>-</b>	<b>1</b>	<b>5,699</b>	<b>1</b>	<b>5,115</b>
<b>Awards</b>								
Research	0	-	0	-	0	-	0	-
Other	0	-	0	-	0	-	0	-
Instruction	0	-	0	-	0	-	0	-
Clinical	0	-	0	-	0	-	0	-
<b>Totals</b>	<b>0</b>	<b>-</b>	<b>0</b>	<b>-</b>	<b>0</b>	<b>-</b>	<b>0</b>	<b>-</b>
<b>VP FOR HEALTH SCIENCES*</b>								
<b>Proposals</b>	<b>5</b>	<b>460,107</b>	<b>6</b>	<b>2,095,472</b>	<b>27</b>	<b>24,106,233</b>	<b>14</b>	<b>31,890,471</b>
<b>Awards</b>								
Research	1	877,000	90	(5,946,548)	161	20,584,640	185	26,303,765
Other	0	-	0	-	2	435,678	2	76,000
Instruction	0	0	0	-	1	25,000	1	36,000
Clinical	2	129,777	2	148,416	6	387,617	3	230,916
<b>Totals</b>	<b>3</b>	<b>1,006,777</b>	<b>92</b>	<b>(5,798,132)</b>	<b>170</b>	<b>21,432,935</b>	<b>191</b>	<b>26,646,681</b>
<b>VP FOR RESEARCH*</b>								
<b>Proposals</b>	<b>0</b>	<b>-</b>	<b>0</b>	<b>-</b>	<b>3</b>	<b>672,083</b>	<b>3</b>	<b>35,355</b>
<b>Awards</b>								
Research	1	-	0	-	3	197,000	1	264,875
Other	1	5,000	5	68,000	20	374,902	12	163,000
Instruction	0	-	0	-	0	-	0	-
Clinical	0	-	1	2,825	3	7,500	1	2,825
<b>Totals</b>	<b>2</b>	<b>5,000</b>	<b>6</b>	<b>70,825</b>	<b>26</b>	<b>579,402</b>	<b>14</b>	<b>430,700</b>
<b>VP FOR STUDENT AFFAIRS &amp; SERVICES*</b>								
<b>Proposals</b>	<b>0</b>	<b>-</b>	<b>0</b>	<b>-</b>	<b>4</b>	<b>1,194,637</b>	<b>3</b>	<b>30,500</b>
<b>Awards</b>								
Research	0	-	1	16,500	0	-	2	25,500
Other	0	-	0	-	1	14,894	0	-
Instruction	0	-	0	-	2	243,570	1	228,990
Clinical	0	-	0	-	0	-	0	-
<b>Totals</b>	<b>0</b>	<b>-</b>	<b>1</b>	<b>16,500</b>	<b>3</b>	<b>258,464</b>	<b>3</b>	<b>254,490</b>
<b>VP FOR UNIVERSITY RELATIONS*</b>								
<b>Proposals</b>	<b>1</b>	<b>5,000</b>	<b>1</b>	<b>453,101</b>	<b>7</b>	<b>4,125,954</b>	<b>5</b>	<b>1,602,045</b>
<b>Awards</b>								
Research	0	-	0	-	1	112,500	0	-
Other	1	110,615	0	-	4	587,290	6	1,387,323
Instruction	0	-	0	-	0	-	0	-
Clinical	0	-	0	-	0	-	0	-
<b>Totals</b>	<b>1</b>	<b>110,615</b>	<b>0</b>	<b>-</b>	<b>5</b>	<b>699,790</b>	<b>6</b>	<b>1,387,323</b>
<b>Totals, Proposals</b>	<b>107</b>	<b>72,586,927</b>	<b>113</b>	<b>37,429,181</b>	<b>611</b>	<b>330,762,860</b>	<b>615</b>	<b>272,157,382</b>
<b>Totals, AWARDS</b>	<b>141</b>	<b>\$11,868,627</b>	<b>257</b>	<b>\$7,470,413</b>	<b>1,073</b>	<b>\$106,408,664</b>	<b>1,040</b>	<b>\$109,980,556</b>

\* Amounts for Vice-Presidents' Offices may reflect activity by Institutes, Centers & other discrete organizational entities that report directly to their cognizant Vice Presidents, rather than to a College or Graduate School.