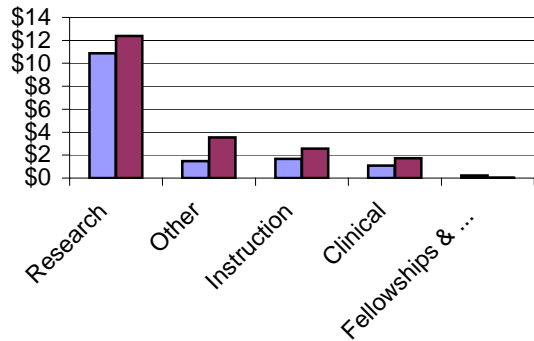




## Part I of VI Summary of University Research Activity October 2004

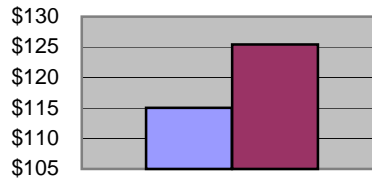
### October 2004 vs. October 2003

**Awards, In Millions**



■ Awards This Month  
■ Awards, Same Month Last Year

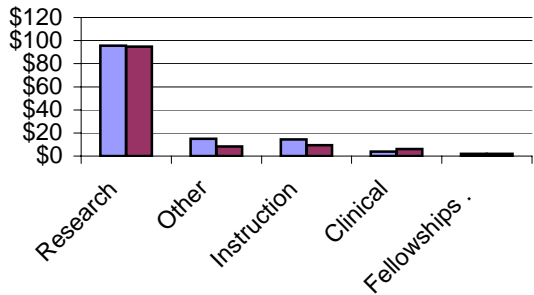
**Proposals, In Millions**



■ All Proposals, This Month  
■ All Proposals, Same Month Last Year

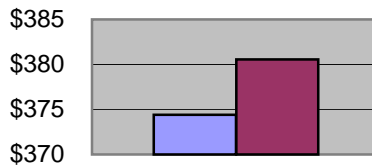
### FYTD October 2004 vs. FYTD October 2003

**Awards, In Millions**



■ Awards, This Fiscal Year To Date  
■ Awards, Same Month Last Fiscal Year To Date

**Proposals, In Millions**



■ All Proposals, This Fiscal Year To Date  
■ All Proposals, Last Fiscal Year To Date

**VICE-PRESIDENT FOR RESEARCH**  
*October 2004*

**Part II of VI--PROPOSALS AND AWARDS OVER \$1 MILLION**

DATE: January 10, 2004

**PROPOSALS**

	<i>Department</i>	<i>Sponsor Name</i>	<i>Proposal Title</i>	<i>Start Date</i>	<i>End Date</i>	<i>Total Amount</i>
<b>College of Engineering</b>						
Rabbitt, Richard D	Bioengineering	PHS/Public Health Service	Micro-Electric Injection of Single Cells.	7/1/05	6/30/10	\$2,479,414
Rapoport, Natalya	Bioengineering	PHS/Public Health Service	Image Guidance of Localized Chemotherapy.	7/1/05	6/30/09	\$1,900,250
<b>School of Medicine</b>						
Lainhart, Janet	Psychiatry	PHS/Public Health Service	Research on Autism and Autism Spectrum Disorders.	7/1/05	6/30/10	\$3,067,372
Atkins, John F	Human Genetics	PHS/Public Health Service	Recoding: Dynamic Reprogramming Of Genetic Readout.	7/1/05	6/30/10	\$2,750,962
Jorde, Lynn B	Human Genetics	PHS/Public Health Service	Population Genetics Of Mobile Elements.	7/1/05	6/30/09	\$2,687,195
Odelberg, Shannon J	Internal Medicine	PHS/Public Health Service	Identifying Newt Genes That Regulate Cellular Plasticity.	8/1/05	7/31/10	\$2,284,691
Carroll, Dana	Biochemistry	PHS/Public Health Service	Chimeric Nucleases For Gene Targeting In Drosophila.	7/1/05	6/30/10	\$2,181,649
Sakonju, Shigeru	Human Genetics	PHS/Public Health Service	Silencing Of Homeotic Gene In Drosophila.	7/1/05	6/30/10	\$2,018,250
Bamshad, Michael J	Human Genetics	PHS/Public Health Service	Population Genetics of TH1 and TH2 Immune Response Genes.	7/1/05	6/30/10	\$1,868,750
Weyrich, Andrew S	Human Molecular Biology & Genetics	PHS/Public Health Service	Translational Events In Platelets.	7/1/05	6/30/10	\$1,868,750
Benjamin, Ivor J	Internal Medicine	PHS/Public Health Service	Cytosolic SHSPS, Mitochondria, and Ischemic Protection.	7/1/05	6/30/10	\$1,868,750
Brinton, Eliot A	Internal Medicine	PHS/Public Health Service	CETP Inhibitor and Niacin Effects on Tissue HDL Uptake.	7/1/05	6/30/10	\$1,868,750
Daynes, Raymond A	Pathology	PHS/Public Health Service	Regulation Of Mucosal Immunity By Vitamin D3.	7/1/05	6/30/10	\$1,868,750
Jensen, Peter	Pathology	PHS/Public Health Service	Regulation Of Antigen Processing.	7/1/05	6/30/10	\$1,868,750
Jensen, Peter	Pathology	PHS/Public Health Service	Immunity To Insulin.	6/1/06	5/31/11	\$1,868,750
Stillman, David J	Pathology	PHS/Public Health Service	Molecular Mechanisms In Transcriptional Regulation.	7/1/05	6/30/10	\$1,868,750
Dudek, F Edward	Physiology	PHS/Public Health Service	Local Circuits and Synchronization of the GNRH Network.	7/1/05	6/30/10	\$1,868,750
Piotrowski, Tatiana	Neurobiology & Anatomy	PHS/Public Health Service	A Zebrafish Model of DiGeorge Syndrome.	7/1/05	6/30/10	\$1,861,820

## PROPOSALS (continued)

	<i>Department</i>	<i>Sponsor Name</i>	<i>Proposal Title</i>	<i>Start Date</i>	<i>End Date</i>	<i>Total Amount</i>
<b>School of Medicine (continued)</b>						
Nelson, Raoul D	Pediatrics	PHS/Public Health Service	Collecting Duct Specific Gene Expression In Kidney.	7/1/05	6/30/10	\$1,854,890
Elenitoba-Johnson, Kojo SJ	Pathology	PHS/Public Health Service	Home Healthcare Workers: Needlestick And Sharps Injuries.	6/1/05	5/31/08	\$1,730,214
Granger, Donald L	Internal Medicine	PHS/Public Health Service	Hyperphenylalaninemia In Cerebral Malaria.	7/1/05	6/30/10	\$1,697,975
McClain, Donald A	Internal Medicine	PHS/Public Health Service	Hexosamines, Glucose Toxicity And Insulin Resistance.	7/1/05	6/30/10	\$1,681,875
Condic, Maureen L	Neurobiology & Anatomy	PHS/Public Health Service	Integrin Function In Sensory Growth Cone Motility.	7/1/05	6/30/10	\$1,681,875
Longo, Nicola	Pediatrics	PHS/Public Health Service	Carnitine Transporter In Human Disease.	7/1/05	6/30/10	\$1,681,875
Fujinami, Robert S	Neurology	PHS/Public Health Service	Viral And Cellular Determinants Involved In CNS Disease.	7/1/05	6/30/10	\$1,655,047
Summers, Scott	Internal Medicine	PHS/Public Health Service	The Role Of Sphingolipids In Insulin Signal Transduction.	8/1/05	7/31/10	\$1,495,000
Fauron, Christiane M	Human Genetics	University of Missouri / Columbia (Prime PHS)	Analysis Of Mitochondrial And Plastid Sequences In The Nuclear Genome Of Maize.	1/1/05	6/30/09	\$1,038,709
<b>College of Pharmacy</b>						
Yost, Garold S	Pharmacology & Toxicology	PHS/Public Health Service	3-Methylindole-Induced Lung Injury.	6/1/05	5/31/10	\$1,868,750
Kim, Sung-Wan	Pharmaceutics & Pharmaceutical Chemistry	PHS/Public Health Service	Functional And Targeting Polymeric Gene Carriers.	7/1/05	6/30/10	\$1,681,875
Reilly, Christopher A	Pharmacology & Toxicology	PHS/Public Health Service	Mechanisms Of Vanilloid (Capsaicin) Receptor-Induced Cell Death.	4/1/06	3/31/11	\$1,495,000
<b>College of Science</b>						
Goller, Franz	Biology	PHS/Public Health Service	Mechanism For Producing Complex Sounds In Birds.	7/1/04	6/30/09	\$1,586,339
Voth, Gregory A	Chemistry	PHS/Public Health Service	A New Method For Biomembrane Simulations.	6/1/05	5/31/09	\$1,495,000
Flynn, Peter F	Chemistry	PHS/Public Health Service	Studies Of A Key Structural Element Of The Spliceosome.	7/1/05	6/30/10	\$1,495,000
Grissom, Charles B	Chemistry	PHS/Public Health Service	Fluorescent Cobalamin For Molecular Imaging Of Cancer.	7/1/05	6/30/09	\$1,246,000
David, Sheila S	Chemistry	PHS/Public Health Service	Recognition And Repair Of Mismatched DNA By MUTY.	7/1/05	6/30/09	\$1,171,250
Williams, Stanly	Biology	PHS/Public Health Service	Time Output From The Cyanobacterial Circadian Clock.	7/1/05	6/30/09	\$1,143,250

## PROPOSALS (continued)

	<i>Department</i>	<i>Sponsor Name</i>	<i>Proposal Title</i>	<i>Start Date</i>	<i>End Date</i>	<i>Total Amount</i>
<b>Sr VP/Health Sciences</b>						
Disario, James A	Huntsman Cancer Institute	PHS/Public Health Service	Genetics And Surveillance For Familial Pancreatic Cancer.	7/1/05	6/30/10	\$5,491,384
Ayer, Donald D	Huntsman Cancer Institute	PHS/Public Health Service	Functions Of The MSIN3A Corepressor Complex.	7/1/05	6/30/10	\$1,868,750
Moghal, Nadeem	Huntsman Cancer Institute	PHS/Public Health Service	Regulation Of EGFR Signaling In C. Elegans.	7/1/05	6/30/10	\$1,868,750
Ullman, Katharine S	Huntsman Cancer Institute	PHS/Public Health Service	The Nuclear Pore Complex: Interphase And Mitotic Function.	7/1/05	6/30/10	\$1,868,750
Lee, Ruey-Min	Huntsman Cancer Institute	PHS/Public Health Service	Modulation Of Cardiolipin By PLS3 In Apoptosis.	7/1/05	6/30/10	\$1,500,450
Buys, Sandra S	Huntsman Cancer Institute	PHS/Public Health Service	Colorectal Polyps And Cancers In BRCA1 Family Members.	7/1/05	6/30/08	\$1,424,653

## AWARDS

<b>College of Engineering</b>						
Rose, Peter	Civil & Environmental Engineering (EGI)	US Dept of Energy	Creation Of An Enhanced Geothermal System Through Hydraulic Thermal Simulation.	8/15/01	12/31/06	\$2,457,628
<b>School of Medicine</b>						
Slattery, Martha L	Family & Preventive Medicine	HHS / NIH / Natl Cancer Instit	Four-Corners Breast And Endometrial Cancer Study.	8/1/04	7/31/05	\$1,333,737

**VICE-PRESIDENT FOR RESEARCH**  
*October 2004*  
**Part III of VI--TOP 10 "OTHER" AWARDS**

DATE: January 10, 2004

	<i>Department</i>	<i>Sponsor Name</i>	<i>Title</i>	<i>Start Date</i>	<i>End Date</i>	<i>Total Amount</i>
Crouch, Dennis J	Pharmacology & Toxicology	Sports Medicine Res & Test Lab	Sports Medicine Research & Testing Laboratory At The University Of Utah.	12/15/03	11/30/08	\$580,817
Rothstein, Gerald	Internal Medicine	Val A Browning Fndn	Research On Aging (Regulation And Dysregulation Of Immunity In The Elderly).	11/1/96	10/31/05	\$150,000
Filloux, Francis M	Pediatrics	State of Utah / Dept of Health (Prime HHS/HRSA)	Pediatric Neurology Support Services (Children With Special Health Care Needs).	7/1/93	6/30/05	\$93,014
Carey, John C	Pediatrics	State of Utah / Dept of Health (Prime HHS/CDC)	Teratology Information Resource	9/30/01	9/29/05	\$112,806
Lamarche, Deborah J	Information Technology Svcs	State of Utah / Dept of Health (Prime HHS/CDC)	Utah Telehealth Network Support Agreement (Membership).	8/30/04	8/31/05	\$111,600
Brixner, Diana I	Pharmacy Practice	Boehringer Ingelheim Pharm Inc	Chronic Obstructive Pulmonary Disease: Treatment Guidelines & Current Practices.	10/1/04	9/30/05	\$74,875
Parsons, Bruce B	Social Research Institute	State of Utah / Dept of Health	UDART Development.	7/1/04	6/30/05	\$64,800
Brown, Brent K	Technology Transfer Office	State of Utah/ Dept Commun & Econ Development	Office of Technology Transfer Consultant Reimbursement.	7/1/96	6/30/05	\$80,000
Thompson, Joel	Pediatrics	State of Utah / Dept of Health (Prime HHS/HRSA)	Pediatric Neurology Support Services (Neonatal Followup Program).	7/1/93	6/30/05	\$41,500
Self, Amanda K	Red Butte Garden & Arboretum	State of Utah / Office of Education	GROW Lab Outreach Program In Schools.	7/1/04	6/30/05	\$75,000

**VICE-PRESIDENT FOR RESEARCH**  
**October 2004**  
**Part IV of VI--AWARDS BY SPONSOR**

DATE: January 10, 2004

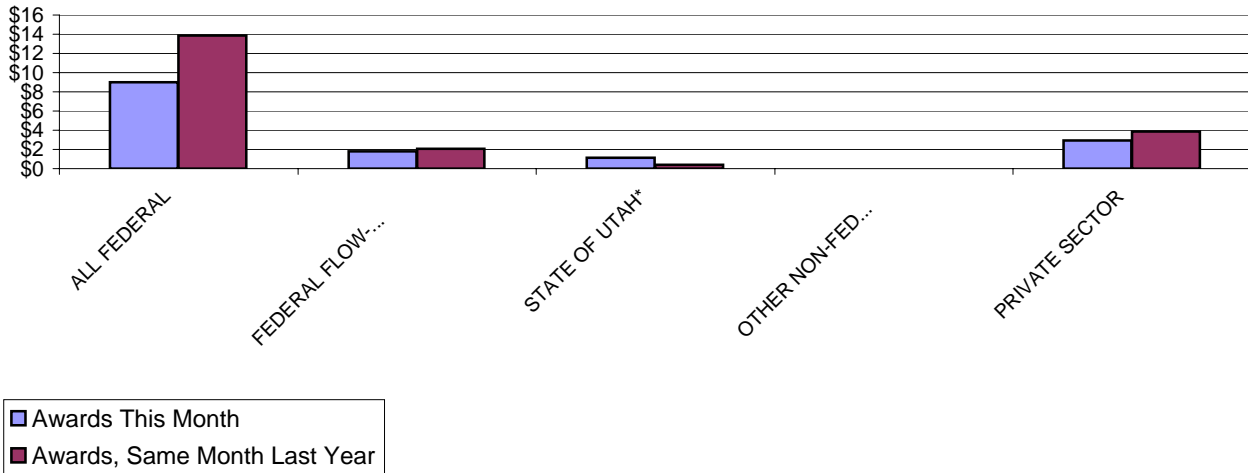
	October 2004		October 2003		FISCAL YEAR TO DATE (7/04-10/04)		FISCAL YEAR TO DATE (7/03-10/03)	
	<u>No.</u>	<u>Total Amt.</u>	<u>No.</u>	<u>Total Amt.</u>	<u>No.</u>	<u>Total Amt.</u>	<u>No.</u>	<u>Total Amt.</u>
<b>ALL FEDERAL</b>	<b>45</b>	<b>\$ 9,010,265</b>	<b>68</b>	<b>\$ 13,854,720</b>	<b>423</b>	<b>\$ 94,977,193</b>	<b>419</b>	<b>\$ 83,737,764</b>
<i>Misc. Federal Agencies</i>	0	-	6	994,740	4	790,502	8	1,341,075
Nat'l Aeronaut/Space Adm	0	-	1	83,000	4	215,550	7	266,446
Nat'l Endowmt/Humanities	0	-	0	-	0	-	1	24,504
Nat'l Science Foundation	5	1,008,579	7	178,868	49	10,437,794	71	14,421,536
US Dept of Agriculture	0	-	0	-	3	344,376	2	87,401
US Dept of Commerce	0	-	1	27,286	4	325,900	6	377,663
US Dept of Defense	6	365,655	5	469,000	13	2,085,082	12	1,135,936
US Dept of Education	3	340,953	4	722,769	10	1,639,465	12	2,089,661
US Dept of Energy	7	3,601,914	2	94,974	33	7,376,879	22	2,723,144
US Dept of the Interior	0	-	1	4,536	19	3,305,469	19	394,600
US Dept of Transportation	0	-	0	-	3	129,153	1	61,826
US Environmental Prot Agcy	1	332,958	0	-	18	2,838,258	11	2,235,400
US Health & Human Servs	22	3,355,706	41	11,279,547	261	65,444,624	247	58,578,572
US Veterans Admin	1	4,500	0	-	2	44,141	0	-
<b>FEDERAL FLOW-DOWN</b>	<b>39</b>	<b>1,802,656</b>	<b>52</b>	<b>2,072,639</b>	<b>170</b>	<b>7,384,405</b>	<b>182</b>	<b>8,827,010</b>
<b>STATE OF UTAH*</b>	<b>23</b>	<b>1,130,782</b>	<b>10</b>	<b>404,340</b>	<b>56</b>	<b>2,552,234</b>	<b>68</b>	<b>3,243,292</b>
<b>OTHER NON-FED GOVT.</b>	<b>4</b>	<b>267,500</b>	<b>1</b>	<b>26,737</b>	<b>13</b>	<b>409,055</b>	<b>9</b>	<b>370,351</b>
<b>PRIVATE SECTOR</b>	<b>46</b>	<b>2,939,379</b>	<b>66</b>	<b>3,867,485</b>	<b>279</b>	<b>23,395,818</b>	<b>265</b>	<b>22,514,471</b>
Commercial Sponsors	34	2,272,010	57	2,926,281	168	9,015,042	174	8,938,608
Not-For-Profit Sponsors	12	667,369	9	941,204	111	14,380,776	91	13,575,863
<b>GRAND TOTALS</b>	<b>157</b>	<b>\$ 15,150,582</b>	<b>197</b>	<b>\$ 20,225,921</b>	<b>941</b>	<b>\$ 128,718,705</b>	<b>943</b>	<b>\$ 118,692,888</b>

\* State of Utah prime source sponsorship only; "Federal Flow-Down" contains Federal flow-down funding through the State

## Part IV of VI Summary of Awards by Sponsor October 2004

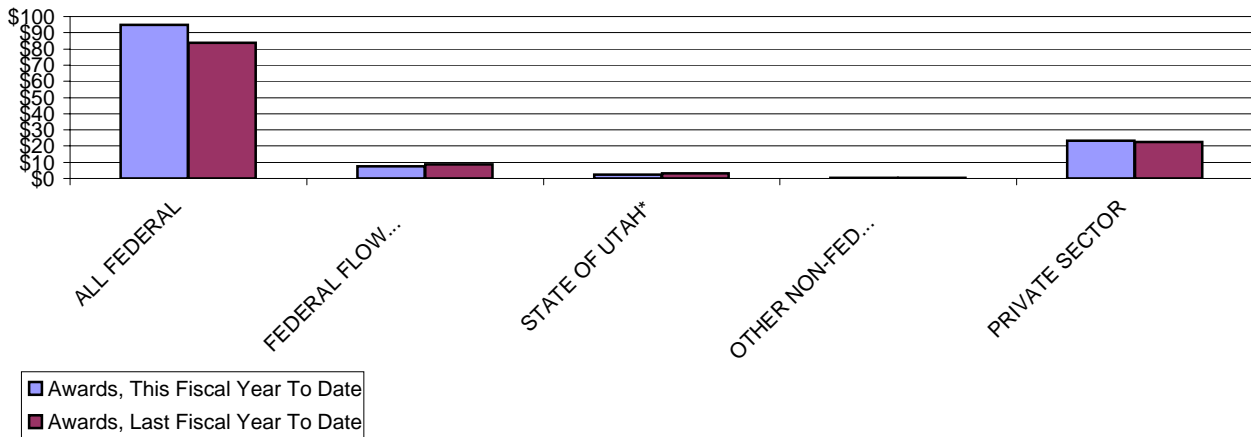
October 2004 vs. October 2003

**Awards, In Millions**



FYTD October 2004 vs. FYTD October 2003

**Awards, In Millions**





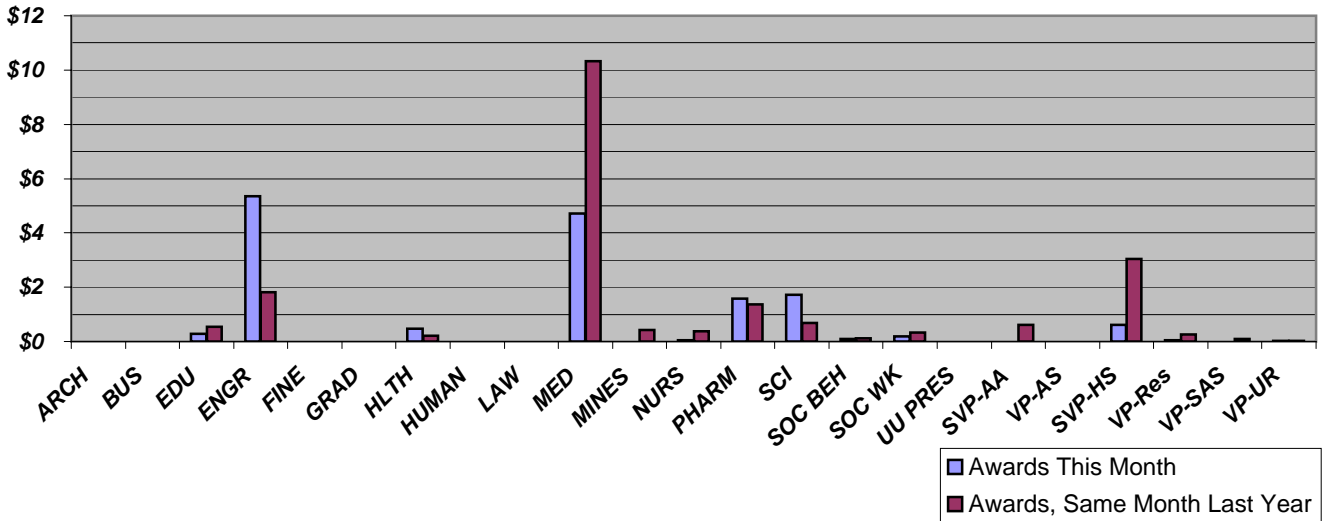
**VICE-PRESIDENT FOR RESEARCH**  
*October 2004*  
**Part V of VI--AWARDS BY COLLEGE**

DATE: January 10, 2004

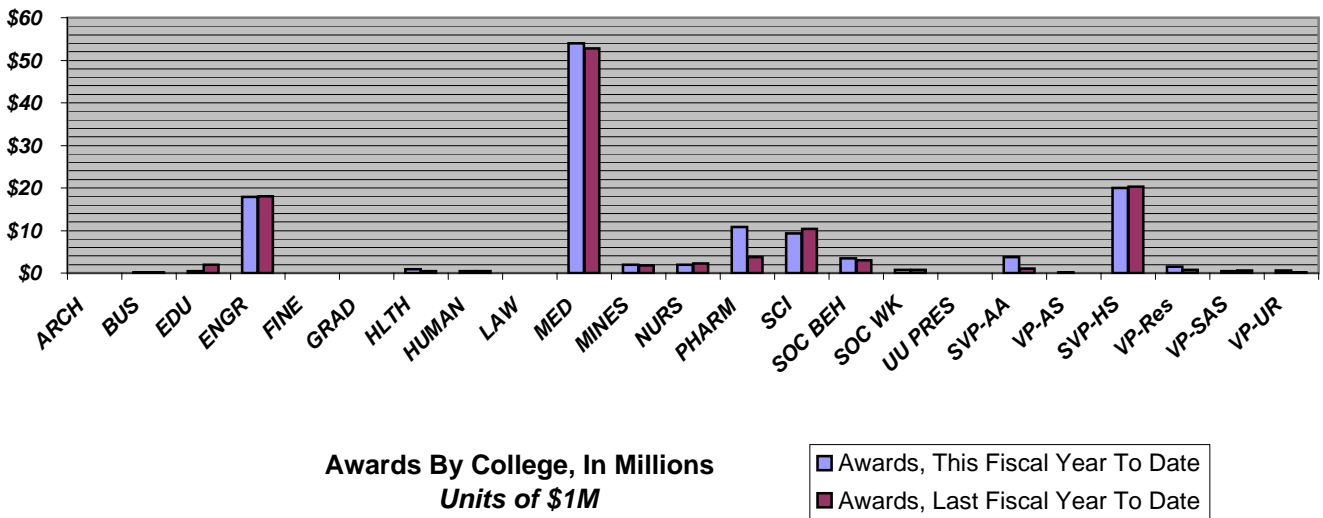
	October 2004		October 2003		FISCAL YEAR TO DATE (7/04-10/04)		FISCAL YEAR TO DATE (7/03-10/03)	
	<u>No.</u>	<u>Total Amt.</u>	<u>No.</u>	<u>Total Amt.</u>	<u>No.</u>	<u>Total Amt.</u>	<u>No.</u>	<u>Total Amt.</u>
ARCHITECTURE & PLANNING	0	-	1	4,591	3	54,551	2	516
BUSINESS	0	-	0	-	6	86,752	4	81,119
EDUCATION	6	276,216	4	532,412	7	468,530	15	2,006,637
ENGINEERING	35	5,347,611	36	1,820,559	138	17,908,351	147	18,027,610
FINE ARTS	0	-	0	-	0	-	0	-
GRADUATE SCHOOL	0	-	0	-	1	30,000	0	-
HEALTH	3	470,575	2	202,232	12	895,705	9	459,153
HUMANITIES	0	-	0	-	5	381,067	6	435,154
LAW	0	-	1	1,000	1	7,300	1	1,000
MEDICINE	72	4,719,276	83	10,316,493	443	53,975,049	408	52,851,732
MINES & EARTH SCIENCES	0	-	11	415,024	47	2,027,290	51	1,789,549
NURSING	1	40,000	2	386,315	11	1,993,405	13	2,211,553
PHARMACY	9	1,578,088	12	1,361,085	48	10,755,139	49	3,745,647
SCIENCE	11	1,716,935	14	692,632	60	9,360,480	80	10,423,331
SOCIAL & BEHAVIORAL SCIENCES	4	101,911	3	107,922	37	3,497,423	27	3,064,589
SOCIAL WORK	4	194,798	3	327,001	12	746,394	21	776,098
UNIVERSITY PRESIDENT	0	-	0	-	0	-	0	-
VP/ACADEMIC AFFAIRS	0	-	4	623,073	13	3,759,519	11	1,052,074
VP/ADMINISTRATIVE SERVICES	0	-	1	6,597	2	221,265	1	6,597
VP/HEALTH SCIENCES	9	622,772	13	3,039,412	77	20,059,189	75	20,294,110
VP/RESEARCH	1	50,000	3	261,787	6	1,461,624	11	753,205
VP/STUDENT AFFAIRS & SERVICES	0	-	3	100,500	5	410,435	9	624,295
VP/UNIVERSITY RELATIONS	2	32,400	1	27,286	7	619,237	3	88,919
<b>GRAND TOTALS</b>	<b>157</b>	<b>\$15,150,582</b>	<b>197</b>	<b>\$20,225,921</b>	<b>941</b>	<b>\$128,718,705</b>	<b>943</b>	<b>\$118,692,888</b>

**Part V of VI**  
**Summary of Awards by College**  
**October 2004**

**October 2004 vs. October 2003**



**FYTD October 2004 vs. FYTD October 2003**



**VICE-PRESIDENT FOR RESEARCH**  
**October 2004**  
**Part VI of VI--GENERAL COLLEGE ACTIVITY**

DATE: January 10, 2004

		October 2004		October 2003		FISCAL YEAR TO DATE (7/04-10/04)		FISCAL YEAR TO DATE (7/03-10/03)	
		<u>No.</u>	<u>Total Amt.</u>	<u>No.</u>	<u>Total Amt.</u>	<u>No.</u>	<u>Total Amt.</u>	<u>No.</u>	<u>Total Amt.</u>
<b>ARCHITECTURE &amp; PLANNING</b>									
<b>Proposals</b>		1	19,926	1	7,965	4	431,401	2	10,465
<b>Awards</b>	Research	0	-	1	4,591	2	52,151	1	4,591
	Other	0	-	0	-	1	2,400	1	(4,075)
	Instruction	0	-	0	-	0	-	0	-
	Clinical	0	-	0	-	0	-	0	-
	<b>Totals</b>	0	-	1	4,591	3	54,551	2	516
<b>BUSINESS</b>									
<b>Proposals</b>		0	-	0	-	2	236,688	3	238,670
<b>Awards</b>	Research	0	-	0	-	4	70,252	4	81,119
	Other	0	-	0	-	2	16,500	0	-
	Instruction	0	-	0	-	0	-	0	-
	Clinical	0	-	0	-	0	-	0	-
	<b>Totals</b>	0	-	0	-	6	86,752	4	81,119
<b>EDUCATION</b>									
<b>Proposals</b>		1	185,065	2	583,000	3	1,477,658	6	1,708,710
<b>Awards</b>	Research	0	-	1	(115,357)	0	-	6	307,167
	Other	0	-	0	-	0	-	1	119,685
	Instruction	6	276,216	3	647,769	7	468,530	8	1,579,785
	Clinical	0	-	0	-	0	-	0	-
	<b>Totals</b>	6	276,216	4	532,412	7	468,530	15	2,006,637
<b>ENGINEERING</b>									
<b>Proposals</b>		33	14,215,328	16	5,638,778	106	42,304,492	86	31,486,991
<b>Awards</b>	Research	29	5,090,705	26	1,526,244	118	16,386,579	122	17,424,304
	Other	0	-	3	154,315	8	179,925	13	365,608
	Instruction	6	256,906	7	140,000	12	1,341,847	12	237,698
	Clinical	0	-	0	-	0	-	0	-
	<b>Totals</b>	35	5,347,611	36	1,820,559	138	17,908,351	147	18,027,610
<b>FINE ARTS</b>									
<b>Proposals</b>		3	1,188,495	1	1,500	3	1,188,495	1	1,500
<b>Awards</b>	Research	0	-	0	-	0	-	0	-
	Other	0	-	0	-	0	-	0	-
	Instruction	0	-	0	-	0	-	0	-
	Clinical	0	-	0	-	0	-	0	-
	<b>Totals</b>	0	-	0	-	0	-	0	-

		October 2004		October 2003		FISCAL YEAR TO DATE (7/04-10/04)		FISCAL YEAR TO DATE (7/03-10/03)	
		<u>No.</u>	<u>Total Amt.</u>	<u>No.</u>	<u>Total Amt.</u>	<u>No.</u>	<u>Total Amt.</u>	<u>No.</u>	<u>Total Amt.</u>
<b>GRADUATE SCHOOL</b>									
<i>Proposals</i>		0	-	0	-	1	30,000	0	-
<i>Awards</i>	Research	0	-	0	-	1	30,000	0	-
	Other	0	-	0	-	0	-	0	-
	Instruction	0	-	0	-	0	-	0	-
	Clinical	0	-	0	-	0	-	0	-
	<i>Totals</i>	0	-	0	-	1	30,000	0	-
<b>HEALTH</b>									
<i>Proposals</i>		1	43,615	1	364,426	8	921,645	12	4,675,860
<i>Awards</i>	Research	2	279,400	0	-	6	442,757	2	45,367
	Other	0	-	2	202,232	3	160,331	6	355,953
	Instruction	1	191,175	0	-	3	292,617	1	57,833
	Clinical	0	-	0	-	0	-	0	-
	<i>Totals</i>	3	470,575	2	202,232	12	895,705	9	459,153
<b>HUMANITIES</b>									
<i>Proposals</i>		4	1,271,363	2	942,343	11	1,591,011	11	8,214,754
<i>Awards</i>	Research	0	-	0	-	0	-	0	-
	Other	0	-	0	-	3	5,600	3	1,650
	Instruction	0	-	0	-	2	375,467	3	433,504
	Clinical	0	-	0	-	0	-	0	-
	<i>Totals</i>	0	-	0	-	5	381,067	6	435,154
<b>LAW</b>									
<i>Proposals</i>		0	-	0	-	0	-	1	1,000
<i>Awards</i>	Research	0	-	0	-	0	-	0	-
	Other	0	-	1	1,000	1	7,300	1	1,000
	Instruction	0	-	0	-	0	-	0	-
	Clinical	0	-	0	-	0	-	0	-
	<i>Totals</i>	0	-	1	1,000	1	7,300	1	1,000
<b>MEDICINE</b>									
<i>Proposals</i>		57	54,324,057	83	74,581,883	253	185,476,349	291	182,401,713
<i>Awards</i>	Research	26	2,261,701	37	7,043,296	228	39,049,216	233	39,806,398
	Other	24	546,144	11	470,380	74	4,274,499	60	2,456,405
	Instruction	6	810,559	9	1,195,592	56	7,143,287	35	5,214,886
	Clinical	16	1,100,872	26	1,607,225	85	3,508,047	80	5,374,043
	<i>Totals</i>	72	4,719,276	83	10,316,493	443	53,975,049	408	52,851,732
<b>MINES &amp; EARTH SCIENCES</b>									
<i>Proposals</i>		10	2,623,036	5	486,494	35	9,292,658	37	9,264,745
<i>Awards</i>	Research	0	-	7	389,085	36	1,960,041	38	1,637,657
	Other	0	-	4	25,939	11	67,249	13	151,892
	Instruction	0	-	0	-	0	-	0	-
	Clinical	0	-	0	-	0	-	0	-
	<i>Totals</i>	0	-	11	415,024	47	2,027,290	51	1,789,549

	October 2004		October 2003		FISCAL YEAR TO DATE (7/04-10/04)		FISCAL YEAR TO DATE (7/03-10/03)	
	<u>No.</u>	<u>Total Amt.</u>	<u>No.</u>	<u>Total Amt.</u>	<u>No.</u>	<u>Total Amt.</u>	<u>No.</u>	<u>Total Amt.</u>

## NURSING

<b>Proposals</b>	2	1,594,912	2	3,634,330	8	3,801,182	8	7,002,682	
<b>Awards</b>	Research	0	-	0	-	2	570,592	7	1,280,381
	Other	0	-	0	-	2	372,828	2	71,160
	Instruction	1	40,000	2	386,315	7	1,049,985	4	860,012
	Clinical	0	-	0	-	0	-	0	-
	<b>Totals</b>	1	40,000	2	386,315	11	1,993,405	13	2,211,553

## PHARMACY

<b>Proposals</b>	10	7,197,878	8	5,338,540	47	25,445,665	49	24,166,440	
<b>Awards</b>	Research	6	922,396	6	1,200,506	28	9,103,603	23	2,641,323
	Other	3	655,692	6	160,579	14	1,317,715	21	832,981
	Instruction	0	-	0	-	2	179,422	3	129,422
	Clinical	0	-	0	-	4	154,399	2	141,921
	<b>Totals</b>	9	1,578,088	12	1,361,085	48	10,755,139	49	3,745,647

## SCIENCE

<b>Proposals</b>	16	11,905,222	27	20,312,503	70	36,523,920	77	51,982,922	
<b>Awards</b>	Research	11	1,716,935	14	692,632	54	6,831,573	73	9,852,119
	Other	0	-	0	-	0	-	1	60,000
	Instruction	0	-	0	-	6	2,528,907	4	502,712
	Clinical	0	-	0	-	0	-	2	8,500
	<b>Totals</b>	11	1,716,935	14	692,632	60	9,360,480	80	10,423,331

## SOCIAL & BEHAVIORAL SCIENCES

<b>Proposals</b>	6	2,124,831	4	321,663	17	3,448,386	26	7,509,375	
<b>Awards</b>	Research	3	99,911	3	107,922	25	3,306,278	22	2,778,831
	Other	1	2,000	0	-	12	191,145	5	285,758
	Instruction	0	-	0	-	0	-	0	-
	Clinical	0	-	0	-	0	-	0	-
	<b>Totals</b>	4	101,911	3	107,922	37	3,497,423	27	3,064,589

## SOCIAL WORK

<b>Proposals</b>	3	535,576	1	382,605	9	2,671,481	7	3,950,000	
<b>Awards</b>	Research	1	5,000	3	327,001	1	5,000	13	581,962
	Other	2	89,800	0	-	10	641,396	8	194,136
	Instruction	1	99,998	0	-	1	99,998	0	-
	Clinical	0	-	0	-	0	-	0	-
	<b>Totals</b>	4	194,798	3	327,001	12	746,394	21	776,098

## UNIVERSITY PRESIDENT

<b>Proposals</b>	1	399,702	0	-	1	399,702	0	-	
<b>Awards</b>	Research	0	-	0	-	0	-	0	-
	Other	0	-	0	-	0	-	0	-
	Instruction	0	-	0	-	0	-	0	-
	Clinical	0	-	0	-	0	-	0	-
	<b>Totals</b>	0	-	0	-	0	-	0	-

		October 2004		October 2003		FISCAL YEAR TO DATE (7/04-10/04)		FISCAL YEAR TO DATE (7/03-10/03)	
		<u>No.</u>	<u>Total Amt.</u>	<u>No.</u>	<u>Total Amt.</u>	<u>No.</u>	<u>Total Amt.</u>	<u>No.</u>	<u>Total Amt.</u>
<b>SR VP FOR ACADEMIC AFFAIRS*</b>									
<i>Proposals</i>		0	-	4	3,439,503	9	4,434,232	5	3,474,503
<i>Awards</i>	Research	0	-	1	(3,000)	0	-	4	11,000
	Other	0	-	2	477,014	11	3,259,706	6	892,015
	Instruction	0	-	1	149,059	2	499,813	1	149,059
	Clinical	0	-	0	-	0	-	0	-
	<i>Totals</i>	0	-	4	623,073	13	3,759,519	11	1,052,074

**VP FOR ADMINISTRATIVE SERVICES\***

<i>Proposals</i>		0	-	0	-	2	230,667	1	7,330
<i>Awards</i>	Research	0	-	0	-	0	-	0	-
	Other	0	-	1	6,597	2	221,265	1	6,597
	Instruction	0	-	0	-	0	-	0	-
	Clinical	0	-	0	-	0	-	0	-
	<i>Totals</i>	0	-	1	6,597	2	221,265	1	6,597

**SR VP FOR HEALTH SCIENCES\***

<i>Proposals</i>		10	16,571,056	11	9,208,500	45	44,783,499	38	42,640,055
<i>Awards</i>	Research	4	507,413	5	971,833	58	17,783,795	57	17,460,786
	Other	5	115,359	3	1,892,208	14	2,003,245	6	2,119,892
	Instruction	0	-	1	59,000	1	42,314	3	130,775
	Clinical	0	-	4	116,371	4	229,835	9	582,657
	<i>Totals</i>	9	622,772	13	3,039,412	77	20,059,189	75	20,294,110

**VP FOR RESEARCH\***

<i>Proposals</i>		3	840,680	1	113,448	9	9,168,124	3	838,194
<i>Awards</i>	Research	0	-	1	150,000	1	(67,000)	6	373,807
	Other	1	50,000	2	111,787	5	1,528,624	5	379,398
	Instruction	0	-	0	-	0	-	0	-
	Clinical	0	-	0	-	0	-	0	-
	<i>Totals</i>	1	50,000	3	261,787	6	1,461,624	11	753,205

**VP FOR STUDENT AFFAIRS & SERVICES\***

<i>Proposals</i>		0	-	0	-	3	344,597	1	25,500
<i>Awards</i>	Research	0	-	1	75,000	0	-	2	375,159
	Other	0	-	2	25,500	3	105,050	4	41,481
	Instruction	0	-	0	-	2	305,385	3	207,655
	Clinical	0	-	0	-	0	-	0	-
	<i>Totals</i>	0	-	3	100,500	5	410,435	9	624,295

**VP FOR UNIVERSITY RELATIONS\***

<i>Proposals</i>		0	-	2	54,766	6	203,105	6	940,900
<i>Awards</i>	Research	0	-	0	-	0	-	1	35,133
	Other	2	32,400	1	27,286	7	619,237	2	53,786
	Instruction	0	-	0	-	0	-	0	-
	Clinical	0	-	0	-	0	-	0	-
	<i>Totals</i>	2	32,400	1	27,286	7	619,237	3	88,919

	October 2004		October 2003		FISCAL YEAR TO DATE (7/04-10/04)		FISCAL YEAR TO DATE (7/03-10/03)	
	<u>No.</u>	<u>Total Amt.</u>	<u>No.</u>	<u>Total Amt.</u>	<u>No.</u>	<u>Total Amt.</u>	<u>No.</u>	<u>Total Amt.</u>
<b>Totals, Proposals</b>	161	\$115,040,742	171	\$125,412,247	652	\$374,404,957	671	\$380,542,309
<b><u>Totals, AWARDS</u></b>	157	\$15,150,582	197	\$20,225,921	941	\$128,718,705	943	\$118,692,888

\* Amounts for Vice-Presidents' Offices may reflect activity by Institutes, Centers & other discrete organizational entities that report directly to their cognizant Vice Presidents, rather than to a College or Graduate School.