

DATE: November 19, 2003

TO: J. Bernard Machen SUBJECT: 5-Part Monthly Activity Report
FROM: Raymond F. Gesteland

Part I of V--RESEARCH ACTIVITY SUMMARY

	October 2003		October 2002		FISCAL YEAR TO DATE (7/03-10/03)		FISCAL YEAR TO DATE (7/02-10/02)	
	<u>No.</u>	<u>Total Amt.</u>	<u>No.</u>	<u>Total Amt.</u>	<u>No.</u>	<u>Total Amt.</u>	<u>No.</u>	<u>Total Amt.</u>
PROPOSALS*	171	\$ 125,412,247	127	\$ 96,862,061	671	\$ 380,542,309	536	\$ 289,655,325
AWARDS								
Research	106	\$12,369,753	137	\$20,491,743	614	\$94,697,104	641	\$100,139,000
Other	38	3,554,837	44	5,163,102	159	8,385,322	171	15,755,079
Instruction	23	2,577,735	12	179,676	77	9,503,341	53	4,569,515
Clinical	30	1,723,596	12	491,615	93	6,107,121	44	4,694,711
SUBTOTALS	197	20,225,921	205	26,326,136	943	118,692,888	909	125,158,305
Fellowships & Financial Aids		35,208		445,402		1,983,135		1,873,435
ALL AWARD TOTALS		\$ 20,261,129		\$ 26,771,538		\$ 120,676,023		\$ 127,031,740

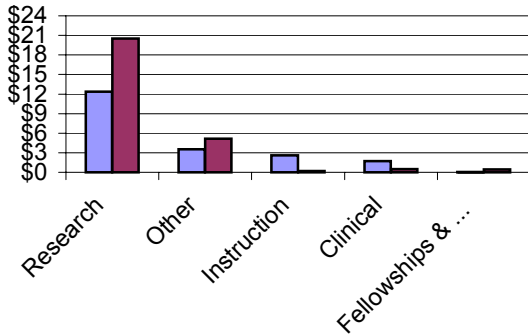
- cc: Coralie Alder
James R. Bardsley
A. Lorris Betz
Vincent Bogdanski
Paul Brinkman
Jayne Carney
Arnold B. Combe
Fred C. Esplin
Cecelia H. Foxley
John G. Francis
Raymond F. Gesteland
Peter L. Goss
Jerry Kaplan
Gary D. Levy
Nancy Lyon
J. Michael Mattsson
Barbara K. Nielsen
David W. Pershing
Ronald J. Pugmire
Lee Siegel
Amy Sikalis
Laura Snow
Kimberly Wirthlin

Raymond F. Gesteland
Vice-President for Research

Part I of V Summary of University Research Activity October 2003

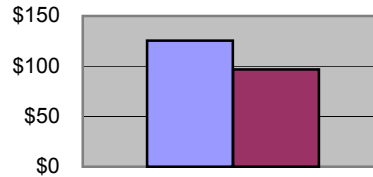
October 2003 vs. October 2002

Awards, In Millions



■ Awards This Month
■ Awards, Same Month Last Year

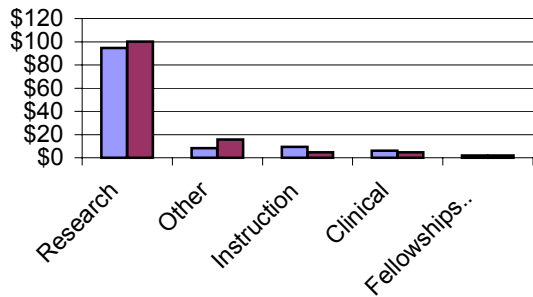
Proposals, In Millions



■ All Proposals, This Month
■ All Proposals, Same Month Last Year

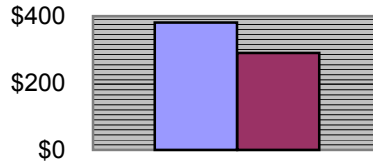
FYTD October 2003 vs. FYTD October 2002

Awards, In Millions



■ Awards, This Fiscal Year To Date
■ Awards, Same Month Last Fiscal Year To Date

Proposals, In Millions



■ All Proposals, This Fiscal Year To Date
■ All Proposals, Last Fiscal Year To Date

VICE-PRESIDENT FOR RESEARCH

October 2003

Part II of V--PROPOSALS AND AWARDS OVER \$2 MILLION

DATE: November 19, 2003

PROPOSALS	Department	Sponsor Name	Proposal Title	Start Date	End Date	Total Amount
Medicine						
Jorde,Lynn B	Human Genetics	PHS/Public Health Serv/ Natl Inst Gen Med Science	Population Genetics Of Mobile Elements.	7/1/04	6/30/08	\$2,318,516
Lalouel,Jean-Marc	Human Genetics	PHS/Public Health Serv/ Natl Inst Gen Med Science	Genetic Diversity, Functional Genomics And Gene Networks.	7/1/04	6/30/09	\$16,303,455
Kriesel,John D	Internal Medicine	PHS/Public Health Service	Human Genetics Of Susceptibility To Herpes Simples Virus Diseases.	7/1/04	6/30/09	\$2,370,200
Shami,Paul J	Internal Medicine	Leukemia & Lymphoma Soc	Nitric Oxide And Leukemia.	9/1/04	8/31/09	\$5,000,000
Thomas,Alun W	Medical Informatics	PHS/Public Health Service	Markov Chain Monte Carlo Methods For Linkage Analysis.	7/1/04	6/30/09	\$2,123,140
Weis,Janis J	Pathology	PHS/Public Health Service	Molecular Genetics Of Lyme Arthritis Susceptibility.	7/1/04	6/30/09	\$2,344,569
Viskochil,David H	Pediatrics	PHS/Public Health Service	MPNSTS In NF1: A Multicenter Clinical Trial.	7/1/04	6/30/08	\$5,076,796
Coon,Hilary H	Psychiatry	PHS/Public Health Serv/ Natl Heart Lung & Blood	Genetics Of Autism Intermediate Phenotypes.	7/1/04	6/30/09	\$2,570,256
Lainhart,Janet E	Psychiatry	PHS/Public Health Serv/ Natl Inst Mental Health	Research On Autism And Autism Spectrum Disorders.	7/1/04	0-Jun-2009	\$3,059,676

Nursing						
Caserta,Michael S	Nursing	PHS/Public Health Service	Dual Process Intervention For Recently Bereaved Spouses.	7/1/04	6/30/09	\$2,952,983

Science						
Miller,Joel S	Chemistry	NSF/Natl Science Fndn	Weak Bonding-Synthesis, Structure, Spectroscopy, And Stability.	6/1/04	5/31/09	\$2,786,120
Zharov,Ilya	Chemistry	NSF/Natl Science Fndn	Chemically Functionalized Nanopores For Membranes And Sensors.	1-Jun-04	1-Jun-08	\$2,610,189

Senior VP/Academic Advising						
Michelak,Sarah C	Marriott Library	Other Gov/ Fed Emrgncy Mngmnt Agency	Willard Marriott Library, Seismic Retrofit.	4/5/04	1/31/07	\$2,994,038

AWARDS	Department	Sponsor Name	Proposal Title	Start Date	End Date	Total Amount
Medicine						
Clegg,Daniel O	Internal Medicine	Natl Inst/ Arth/Musc /Skin	Study Of The Efficacy Of Glucosamine And Glucosamine/Chondroitin Sulfate In Knee Osteoarthritis.	9/15/99	8/31/06	\$2,257,806

VICE-PRESIDENT FOR RESEARCH
October 2003
Part III of V--AWARDS BY SPONSOR

DATE: November 19, 2003

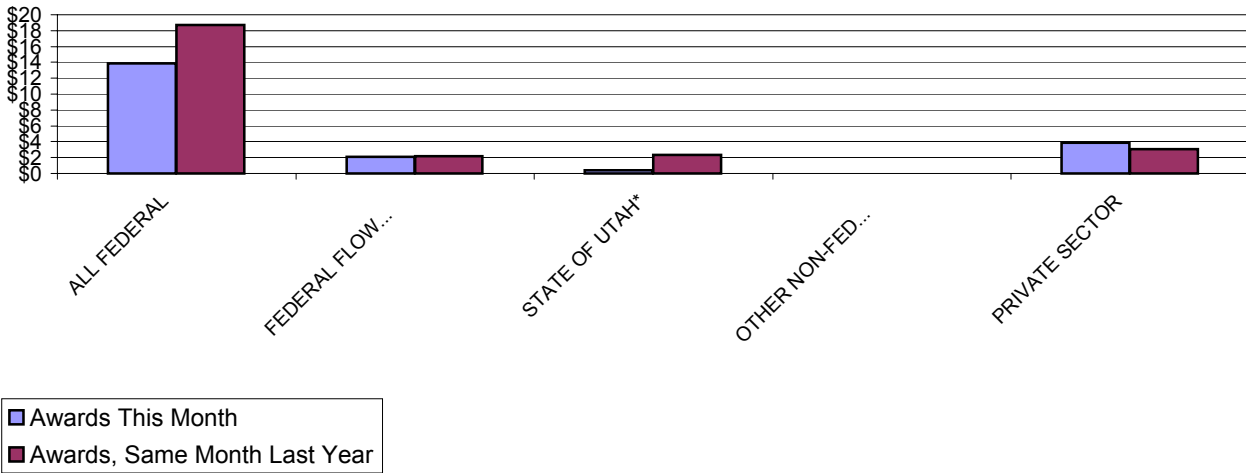
	October 2003		October 2002		FISCAL YEAR TO DATE (7/03-10/03)		FISCAL YEAR TO DATE (7/02-10/02)	
	<u>No.</u>	<u>Total Amt.</u>	<u>No.</u>	<u>Total Amt.</u>	<u>No.</u>	<u>Total Amt.</u>	<u>No.</u>	<u>Total Amt.</u>
ALL FEDERAL	68	\$ 13,854,720	91	\$ 18,680,693	425	\$ 83,751,743	409	\$ 82,606,167
<i>Misc. Federal Agencies</i>	6	994,740	1	112,500	9	1,348,550	4	676,492
Nat'l Aeronaut/Space Adm	1	83,000	0	-	7	266,446	4	250,175
Nat'l Endowmt/Humanities	0	-	1	75,000	1	24,504	1	107,331
Nat'l Science Foundation	7	178,868	8	235,410	71	14,421,536	68	11,398,752
US Dept of Agriculture	0	-	0	-	1	74,960	1	134,510
US Dept of Commerce	1	27,286	2	90,567	6	377,663	5	185,271
US Dept of Defense	5	469,000	7	352,227	13	1,136,436	19	1,568,926
US Dept of Education	4	722,769	1	496,559	12	2,089,661	11	2,127,121
US Dept of Energy	2	94,974	14	2,478,303	23	2,682,892	36	4,690,582
US Dept of the Interior	1	4,536	3	16,200	19	394,600	16	560,089
US Dept of Transportation	0	-	0	-	1	61,826	0	-
US Environmental Prot Agcy	0	-	0	-	11	2,235,400	2	100,000
US Health & Human Servs	41	11,279,547	54	14,823,927	251	58,637,269	242	60,806,918
US Veterans Admin	0	-	0	-	0	-	0	-
FEDERAL FLOW-DOWN	52	2,072,639	35	2,212,978	172	8,624,366	152	7,953,336
STATE OF UTAH*	10	404,340	19	2,336,888	72	3,409,988	64	4,764,544
OTHER NON-FED GOVT.	1	26,737	0	-	8	160,351	5	133,765
PRIVATE SECTOR	66	3,867,485	60	3,095,577	266	22,746,440	279	29,700,493
Commercial Sponsors	57	2,926,281	38	1,635,030	175	8,971,940	147	9,983,720
Not-For-Profit Sponsors	9	941,204	22	1,460,547	91	13,774,500	132	19,716,773
GRAND TOTALS	197	\$ 20,225,921	205	\$ 26,326,136	943	\$ 118,692,888	909	\$ 125,158,305

* State of Utah direct and prime flow-down sponsorship

Part III of V Summary of Awards by Sponsor October 2003

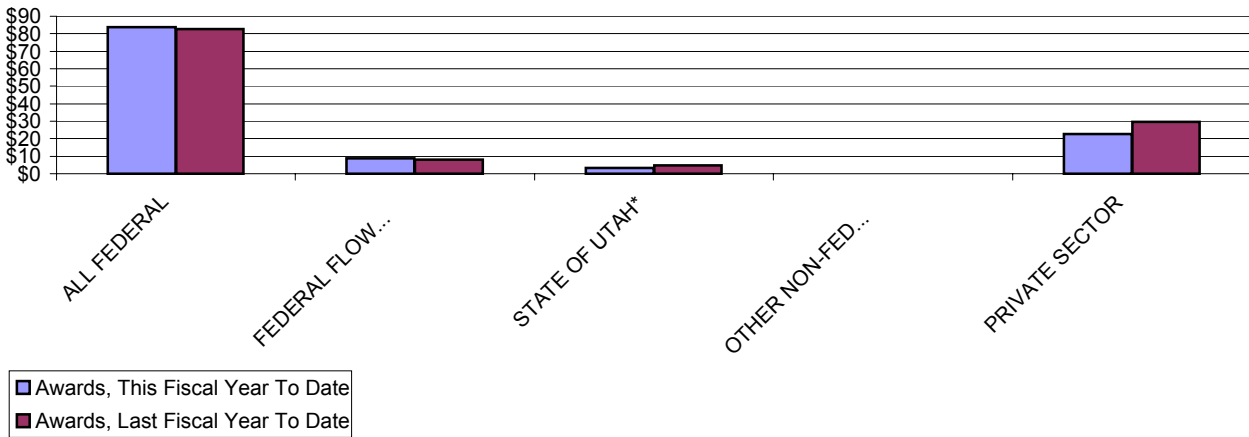
October 2003 vs. October 2002

Awards, In Millions



FYTD October 2003 vs. FYTD October 2002

Awards, In Millions



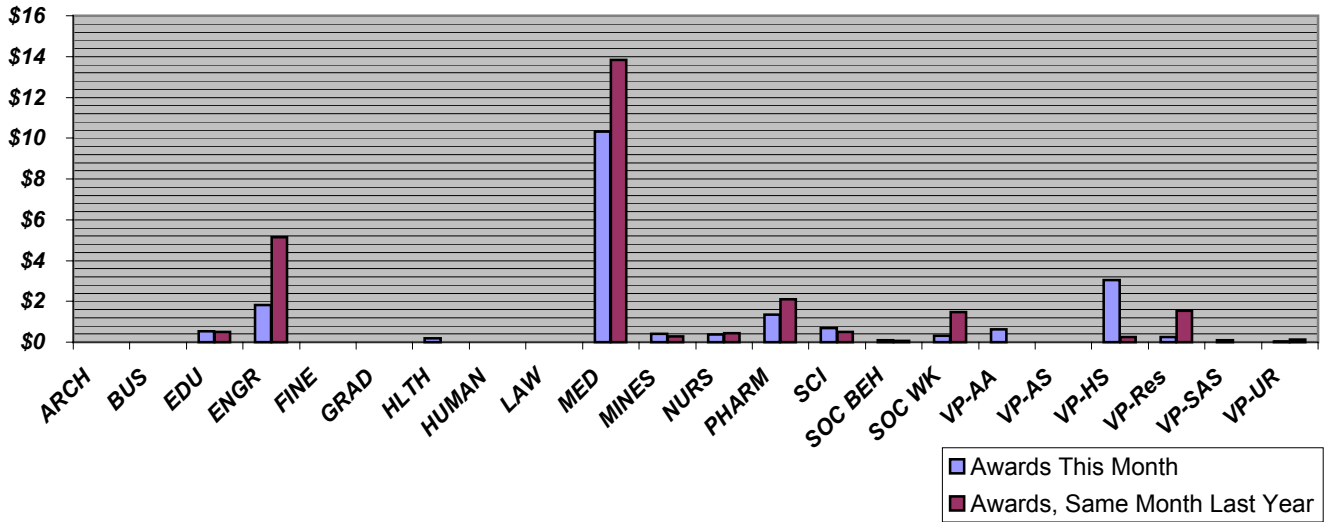
VICE-PRESIDENT FOR RESEARCH
October 2003
Part IV of V--AWARDS BY COLLEGE

DATE: November 19, 2003

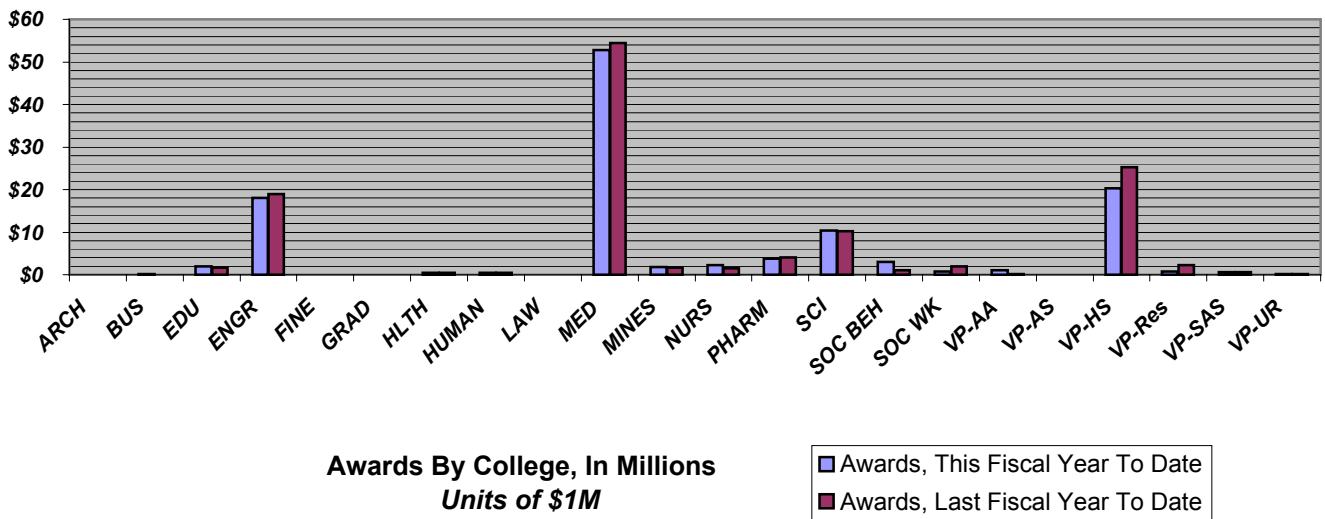
	October 2003		October 2002		FISCAL YEAR TO DATE (7/03-10/03)		FISCAL YEAR TO DATE (7/02-10/02)	
	<u>No.</u>	<u>Total Amt.</u>	<u>No.</u>	<u>Total Amt.</u>	<u>No.</u>	<u>Total Amt.</u>	<u>No.</u>	<u>Total Amt.</u>
ARCHITECTURE	1	4,591	1	4,818	2	516	3	54,008
BUSINESS	0	-	1	10,000	4	81,119	2	12,000
EDUCATION	4	532,412	1	496,559	15	2,006,637	8	1,614,488
ENGINEERING	36	1,820,559	50	5,151,656	147	18,027,610	161	19,014,046
FINE ARTS	0	-	0	-	0	-	3	54,500
GRADUATE SCHOOL	0	-	0	-	0	-	1	37,270
HEALTH	2	202,232	1	8,877	9	459,153	9	398,043
HUMANITIES	0	-	1	3,350	6	435,154	6	497,181
LAW	1	1,000	0	-	1	1,000	0	-
MEDICINE	83	10,316,493	98	13,846,879	408	52,851,732	371	54,440,185
MINES & EARTH SCIENCES	11	415,024	11	276,676	51	1,789,549	46	1,723,327
NURSING	2	386,315	2	433,360	13	2,211,553	10	1,527,456
PHARMACY	12	1,361,085	5	2,088,490	49	3,745,647	31	4,078,246
SCIENCE	14	692,632	13	507,393	80	10,423,331	91	10,199,102
SOCIAL & BEHAVIORAL SCIENCES	3	107,922	1	71,853	27	3,064,589	24	1,004,182
SOCIAL WORK	3	327,001	6	1,489,010	21	776,098	18	1,946,277
VP/ACADEMIC AFFAIRS	4	623,073	0	-	11	1,052,074	6	179,443
VP/ADMINISTRATIVE SERVICES	1	6,597	0	-	1	6,597	0	-
VP/HEALTH SCIENCES	13	3,039,412	10	259,940	75	20,294,110	97	25,253,575
VP/RESEARCH	3	261,787	1	1,531,008	11	753,205	11	2,319,592
VP/STUDENT AFFAIRS & SERVICES	3	100,500	1	10,000	9	624,295	7	600,116
VP/UNIVERSITY RELATIONS	1	27,286	2	136,267	3	88,919	4	205,268
GRAND TOTALS	197	\$20,225,921	205	\$26,326,136	943	\$118,692,888	909	\$125,158,305

Part IV of V
Summary of Awards by College
October 2003

October 2003 vs. October 2002



FYTD October 2003 vs. FYTD October 2002



Awards By College, In Millions
Units of \$1M

■ Awards, This Fiscal Year To Date
 ■ Awards, Last Fiscal Year To Date

October 2003
Part V of V--GENERAL COLLEGE ACTIVITY

DATE: November 19, 2003

		October 2003		October 2002		FISCAL YEAR TO DATE (7/03-10/03)		FISCAL YEAR TO DATE (7/02-10/02)	
		No.	<u>Total Amt.</u>	No.	<u>Total Amt.</u>	No.	<u>Total Amt.</u>	No.	<u>Total Amt.</u>
ARCHITECTURE									
Proposals		1	7,965	1	2,500	2	10,465	1	2,500
Awards	Research	1	4,591	1	4,818	1	4,591	2	52,638
	Other	0	-	0	-	1	(4,075)	1	1,370
	Instruction	0	-	0	-	0	-	0	-
	Clinical	0	-	0	-	0	-	0	-
	Totals	1	4,591	1	4,818	2	516	3	54,008
BUSINESS									
Proposals		0	-	2	3,334,910	3	238,670	7	3,624,732
Awards	Research	0	-	0	-	4	81,119	1	2,000
	Other	0	-	1	10,000	0	-	1	10,000
	Instruction	0	-	0	-	0	-	0	-
	Clinical	0	-	0	-	0	-	0	-
	Totals	0	-	1	10,000	4	81,119	2	12,000
EDUCATION									
Proposals		2	583,000	0	-	6	1,708,710	7	2,547,723
Awards	Research	1	(115,357)	0	-	6	307,167	3	261,731
	Other	0	-	1	496,559	1	119,685	2	735,559
	Instruction	3	647,769	0	-	8	1,579,785	3	617,198
	Clinical	0	-	0	-	0	-	0	-
	Totals	4	532,412	1	496,559	15	2,006,637	8	1,614,488
ENGINEERING									
Proposals		16	5,638,778	34	37,034,436	86	31,486,991	100	56,286,697
Awards	Research	26	1,526,244	43	5,037,387	122	17,424,304	143	18,512,829
	Other	3	154,315	3	31,769	13	365,608	12	243,717
	Instruction	7	140,000	4	82,500	12	237,698	6	257,500
	Clinical	0	-	0	-	0	-	0	-
	Totals	36	1,820,559	50	5,151,656	147	18,027,610	161	19,014,046
FINE ARTS									
Proposals		1	1,500	0	-	1	1,500	2	22,460
Awards	Research	0	-	0	-	0	-	0	-
	Other	0	-	0	-	0	-	0	-
	Instruction	0	-	0	-	0	-	1	22,000
	Clinical	0	-	0	-	0	-	2	32,500
	Totals	0	-	0	-	0	-	3	54,500

		October 2003		October 2002		FISCAL YEAR TO DATE (7/03-10/03)		FISCAL YEAR TO DATE (7/02-10/02)	
		<u>No.</u>	<u>Total Amt.</u>	<u>No.</u>	<u>Total Amt.</u>	<u>No.</u>	<u>Total Amt.</u>	<u>No.</u>	<u>Total Amt.</u>
GRADUATE SCHOOL									
<i>Proposals</i>		0	-	0	-	0	-	1	37,270

<i>Awards</i>	Research	0	-	0	-	0	-	1	37,270
	Other	0	-	0	-	0	-	0	-
	Instruction	0	-	0	-	0	-	0	-
	Clinical	0	-	0	-	0	-	0	-
	<i>Totals</i>	0	-	0	-	0	-	1	37,270

HEALTH

<i>Proposals</i>		1	364,426	-	-	12	4,675,860	6	751,924
------------------	--	---	---------	---	---	----	-----------	---	---------

<i>Awards</i>	Research	0	-	0	-	2	45,367	2	18,940
	Other	2	202,232	1	8,877	6	355,953	5	297,656
	Instruction	0	-	0	-	1	57,833	2	81,447
	Clinical	0	-	0	-	0	-	0	-
	<i>Totals</i>	2	202,232	1	8,877	9	459,153	9	398,043

HUMANITIES

<i>Proposals</i>		2	942,343	1	3,000	11	8,214,754	6	353,067
------------------	--	---	---------	---	-------	----	-----------	---	---------

<i>Awards</i>	Research	0	-	1	3,350	0	-	3	245,350
	Other	0	-	0	-	3	1,650	2	108,831
	Instruction	0	-	0	-	3	433,504	1	143,000
	Clinical	0	-	0	-	0	-	0	-
	<i>Totals</i>	0	-	1	3,350	6	435,154	6	497,181

LAW

<i>Proposals</i>		0	-	0	-	1	1,000	0	-
------------------	--	---	---	---	---	---	-------	---	---

<i>Awards</i>	Research	0	-	0	-	0	-	0	-
	Other	1	1,000	0	-	1	1,000	0	-
	Instruction	0	-	0	-	0	-	0	-
	Clinical	0	-	0	-	0	-	0	-
	<i>Totals</i>	1	1,000	0	-	1	1,000	0	-

MEDICINE

<i>Proposals</i>		83	74,581,883	43	37,549,312	291	182,401,713	188	112,466,892
------------------	--	----	------------	----	------------	-----	-------------	-----	-------------

<i>Awards</i>	Research	37	7,043,296	61	10,779,642	233	39,806,398	242	42,358,758
	Other	11	470,380	20	2,507,916	60	2,456,405	63	5,562,917
	Instruction	9	1,195,592	5	67,706	35	5,214,886	29	2,693,311
	Clinical	26	1,607,225	12	491,615	80	5,374,043	37	3,825,199
	<i>Totals</i>	83	10,316,493	98	13,846,879	408	52,851,732	371	54,440,185

MINES & EARTH SCIENCES

<i>Proposals</i>		5	486,494	8	2,606,534	0	9,264,745	44	9,956,429
------------------	--	---	---------	---	-----------	---	-----------	----	-----------

<i>Awards</i>	Research	7	389,085	5	147,830	38	1,637,657	32	1,351,520
	Other	4	25,939	6	128,846	13	151,892	14	371,807
	Instruction	0	-	0	-	0	-	0	-
	Clinical	0	-	0	-	0	-	0	-
	<i>Totals</i>	11	415,024	11	276,676	51	1,789,549	46	1,723,327

		October 2003		October 2002		FISCAL YEAR TO DATE (7/03-10/03)		FISCAL YEAR TO DATE (7/02-10/02)	
		<u>No.</u>	<u>Total Amt.</u>	<u>No.</u>	<u>Total Amt.</u>	<u>No.</u>	<u>Total Amt.</u>	<u>No.</u>	<u>Total Amt.</u>
NURSING									
<i>Proposals</i>		2	3,634,330	2	984,594	8	7,002,682	6	2,501,151

<i>Awards</i>	Research	0	-	1	-	7	1,280,381	9	1,094,096
	Other	0	-	1	433,360	2	71,160	1	433,360
	Instruction	2	386,315	0	-	4	860,012	0	-
	Clinical	0	-	0	-	0	-	0	-
	Totals	2	386,315	2	433,360	13	2,211,553	10	1,527,456

PHARMACY

<i>Proposals</i>		8	5,338,540	2	93,843	49	24,166,440	26	14,173,712
------------------	--	---	-----------	---	--------	----	------------	----	------------

<i>Awards</i>	Research	6	1,200,506	4	2,072,522	23	2,641,323	21	3,477,544
	Other	6	160,579	0	-	21	832,981	8	556,789
	Instruction	0	-	1	15,968	3	129,422	2	43,913
	Clinical	0	-	0	-	2	141,921	0	-
	Totals	12	1,361,085	5	2,088,490	49	3,745,647	31	4,078,246

SCIENCE

<i>Proposals</i>		27	20,312,503	18	8,313,813	77	51,982,922	75	40,710,293
------------------	--	----	------------	----	-----------	----	------------	----	------------

<i>Awards</i>	Research	14	692,632	12	495,891	73	9,852,119	4	155,714
	Other	0	-	0	-	1	60,000	2	37,000
	Instruction	0	-	1	11,502	4	502,712	85	10,006,388
	Clinical	0	-	0	-	2	8,500	0	-
	Totals	14	692,632	13	507,393	80	10,423,331	91	10,199,102

SOCIAL & BEHAVIORAL SCIENCES

<i>Proposals</i>		4	321,663	1	1,681,875	26	7,509,375	13	6,958,349
------------------	--	---	---------	---	-----------	----	-----------	----	-----------

<i>Awards</i>	Research	3	107,922	1	71,853	22	2,778,831	17	927,065
	Other	0	-	0	-	5	285,758	6	23,050
	Instruction	0	-	0	-	0	-	1	54,067
	Clinical	0	-	0	-	0	-	0	-
	Totals	3	107,922	1	71,853	27	3,064,589	24	1,004,182

SOCIAL WORK

<i>Proposals</i>		1	382,605	1	248,572	7	3,950,000	9	1,276,390
------------------	--	---	---------	---	---------	---	-----------	---	-----------

<i>Awards</i>	Research	3	327,001	2	178,635	13	581,962	3	173,077
	Other	0	-	4	1,310,375	8	194,136	15	1,773,200
	Instruction	0	-	0	-	0	-	0	-
	Clinical	0	-	0	-	0	-	0	-
	Totals	3	327,001	6	1,489,010	21	776,098	18	1,946,277

VP FOR ACADEMIC AFFAIRS*

<i>Proposals</i>		4	3,439,503	3	476,550	5	3,474,503	9	625,946
------------------	--	---	-----------	---	---------	---	-----------	---	---------

<i>Awards</i>	Research	1	(3,000)	0	-	4	11,000	1	8,367
	Other	2	477,014	0	-	6	892,015	5	171,076
	Instruction	1	149,059	0	-	1	149,059	0	-
	Clinical	0	-	0	-	0	-	0	-
	Totals	4	623,073	0	-	11	1,052,074	6	179,443

		October 2003		October 2002		FISCAL YEAR TO DATE (7/03-10/03)		FISCAL YEAR TO DATE (7/02-10/02)	
		<u>No.</u>	<u>Total Amt.</u>	<u>No.</u>	<u>Total Amt.</u>	<u>No.</u>	<u>Total Amt.</u>	<u>No.</u>	<u>Total Amt.</u>
VP FOR ADMINISTRATIVE SERVICES*									
Proposals		0	-	0	-	1	7,330	0	-
Awards	Research	0	-	0	-	0	-	0	-
	Other	1	6,597	0	-	1	6,597	0	-
	Instruction	0	-	0	-	0	-	0	-
	Clinical	0	-	0	-	0	-	0	-
	Totals	1	6,597	0	-	1	6,597	0	-
VP FOR HEALTH SCIENCES*									
Proposals		11	9,208,500	9	4,477,123	38	42,640,055	31	37,254,132
Awards	Research	5	971,833	4	145,040	57	17,460,786	72	19,891,326
	Other	3	1,892,208	5	112,900	6	2,119,892	17	4,490,737
	Instruction	1	59,000	1	2,000	3	130,775	1	2,000
	Clinical	4	116,371	0	-	9	582,657	7	869,512
	Totals	13	3,039,412	10	259,940	75	20,294,110	97	25,253,575
VP FOR RESEARCH*									
Proposals		1	113,448	0	-	3	838,194	2	35,178
Awards	Research	1	150,000	1	1,531,008	6	373,807	2	1,621,083
	Other	2	111,787	0	-	5	379,398	9	698,509
	Instruction	0	-	0	-	0	-	0	-
	Clinical	0	-	0	-	0	-	0	-
	Totals	3	261,787	1	1,531,008	11	753,205	11	2,319,592
VP FOR STUDENT AFFAIRS & SERVICES*									
Proposals		0	-	0	-	1	25,500	1	15,481
Awards	Research	1	75,000	0	-	2	375,159	1	75,251
	Other	2	25,500	1	10,000	4	41,481	3	25,500
	Instruction	0	-	0	-	3	207,655	3	499,365
	Clinical	0	-	0	-	0	-	0	-
	Totals	3	100,500	1	10,000	9	624,295	7	600,116
VP FOR UNIVERSITY RELATIONS*									
Proposals		2	54,766	2	54,999	6	940,900	2	54,999
Awards	Research	-	0	1	23767	1	35,133	1	23,767
	Other	1	27286	1	112500	2	53,786	3	181,501
	Instruction	-	0	-	0	0	-	0	-
	Clinical	-	0	-	0	0	-	0	-
	Totals	1	27286	2	136267	3	88,919	4	205,268
Totals, Proposals		171	\$125,412,247	127	\$96,862,061	634	\$380,542,309	536	\$289,655,325
Totals, AWARDS		197	\$20,225,921	205	\$26,326,136	943	\$118,692,888	909	\$125,158,305

* Amounts for Vice-Presidents' Offices may reflect activity by Institutes, Centers & other discrete organizational entities that report directly to their cognizant Vice Presidents, rather than to a College or Graduate School.