



OFFICE OF SPONSORED PROJECTS

DATE: November 16, 2001

TO: J. Bernard Machen
 FROM: Raymond F. Gesteland

SUBJECT: 5-Part Monthly Activity Report

Part I of IV--RESEARCH ACTIVITY SUMMARY

	October 2001		October 2000		FISCAL YEAR TO DATE (7/01-10/01)		FISCAL YEAR TO DATE (7/00-10/00)	
	No.	Total Amt.	No.	Total Amt.	No.	Total Amt.	No.	Total Amt.
PROPOSALS*	138	99,809,962	153	74,003,564	543	292,651,447	504	258,175,933
AWARDS								
Research	139	16,579,712	116	13,073,328	651	90,297,224	663	78,134,221
Other	35	2,124,992	30	1,377,151	106	6,870,957	143	6,756,548
Instruction	14	2,105,691	9	279,266	77	7,571,663	61	5,291,183
Clinical	20	943,620	20	1,217,851	66	4,522,017	65	4,358,085
SUBTOTALS	208	21,754,015	175	15,947,596	900	109,261,861	932	94,540,037
Fellowships & Financial Aids		186,057		3,364		2,078,605		1,105,602
ALL AWARD TOTALS		\$ 21,940,072		\$ 15,950,960		\$ 111,340,466		\$ 95,645,639

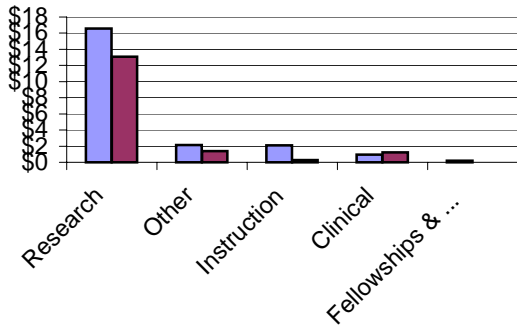
Raymond F. Gesteland
 Raymond F. Gesteland
 Vice-President for Research

- cc: Coralie Alder
 Michael T. Benson
 A. Lorris Betz
 Paul Brinkman
 Lynne U. Chronister
 Arnold B. Combe
 Fred C. Esplin
 Cecelia H. Foxley
 John G. Francis
 Raymond F. Gesteland
 Peter L. Goss
 W. Ralph Hardy
 Jerry Kaplan
 Nancy Lyon
 J. Michael Mattsson
 Barbara K. Nielsen
 David W. Pershing
 Ronald J. Pugmire
 Lee Siegel

Part I of V Summary of University Research Activity October 2001

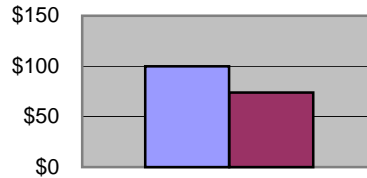
October 2001 vs. October 2000

Awards, In Millions



■ Awards This Month
■ Awards, Same Month Last Year

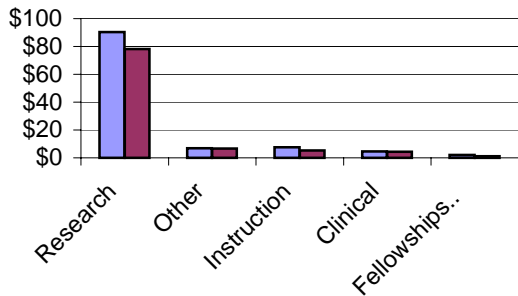
Proposals, In Millions



■ All Proposals, This Month
■ All Proposals, Same Month Last Year

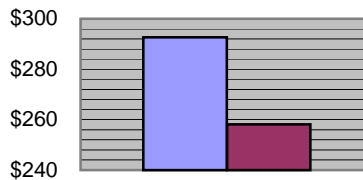
FYTD October 2001 vs. FYTD October 2000

Awards, In Millions



■ Awards, This Fiscal Year To Date
■ Awards, Same Month Last Fiscal Year To Date

Proposals, In Millions



■ All Proposals, This Fiscal Year To Date
■ All Proposals, Last Fiscal Year To Date

VICE-PRESIDENT FOR RESEARCH
October 2001
Part II of V--PROPOSALS AND AWARDS OVER \$2 MILLION

DATE: November 16, 2001

PROPOSALS

	<i>Department</i>	<i>Sponsor Name</i>	<i>Proposal Title</i>	<i>Start Date</i>	<i>End Date</i>	<i>Total Amount</i>
Engineering						
Johnson, Christopher	School Of Computing	PHS/Public Health Service Natl Ctr Res Resources	Bioelectric Field Modeling, Simulation And Visualization.	9/1/02	8/31/07	\$5,778,518
Medicine						
Chapman, C Richard	Anesthesiology	PHS/Public Health Service Natl Cancer Institute	Pain And The Defense Response.	7/1/02	6/30/07	\$3,556,381
Neuhausen, Susan L	Dermatology	PHS/Public Health Service Natl Inst Diabet Digest K	Mapping And Cloning Of Non-Hla Genes For Celiac Disease.	7/1/02	6/30/06	\$2,894,653
Hoidal, John R	Internal Medicine	PHS/Public Health Service	Genetics And Consequence Of Nicotine Addiction.	7/1/02	6/30/07	\$11,355,243
Science						
Sokoloski, Pierre	Physics	NSF/Natl Science Fndn	Proposal To Operate And Analyze Data From The High Resolution Fly's Eye Detector, Part 3.	1/1/02	4/30/07	\$10,270,116

AWARDS

	<i>Department</i>	<i>Sponsor Name</i>	<i>Proposal Title</i>	<i>Start Date</i>	<i>End Date</i>	<i>Total Amount</i>
Medicine						
Clegg, Daniel O	Internal Medicine	Natl Inst/Arth/Musc/Skin	Study Of The Efficacy Of Glucosamine And Glucosamine/Chondroitin Sulfate In Knee Osteoarthritis.	9/15/99	3/14/05	\$4,050,469

VICE-PRESIDENT FOR RESEARCH
October 2001
Part III of IV--AWARDS BY SPONSOR

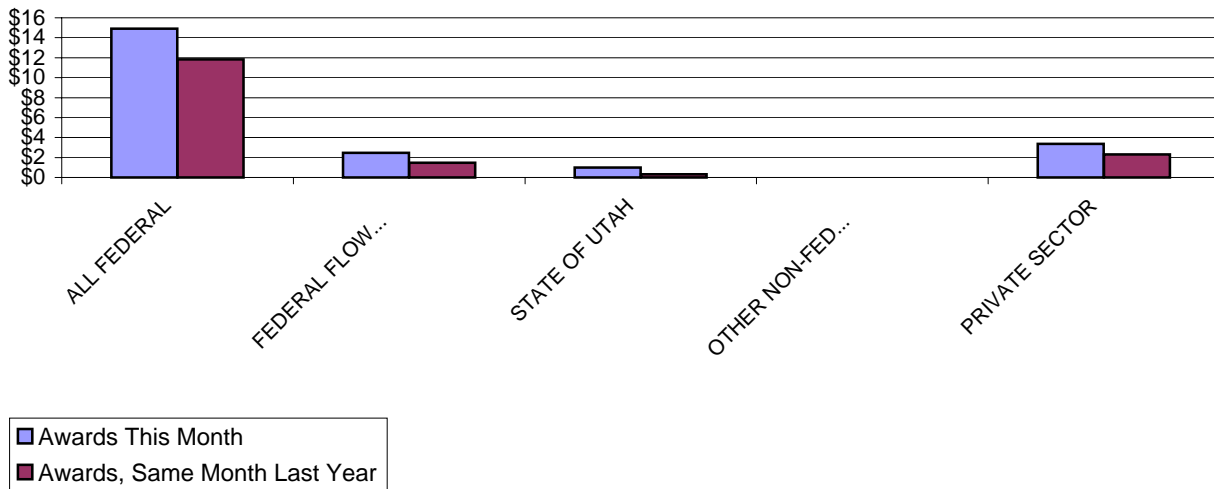
DATE: November 16, 2001

	October 2001		October 2000		FISCAL YEAR TO DATE (7/01-10/01)		FISCAL YEAR TO DATE (7/00-10/00)	
	<u>No.</u>	<u>Total Amt.</u>	<u>No.</u>	<u>Total Amt.</u>	<u>No.</u>	<u>Total Amt.</u>	<u>No.</u>	<u>Total Amt.</u>
ALL FEDERAL	69	\$ 14,903,580	77	\$ 11,820,226	362	\$ 70,286,926	388	\$ 56,217,536
<i>Misc. Federal Agencies</i>	3	236,707	2	74,834	8	941,008	5	659,480
Nat'l Aeronaut/Space Adm	0	-	1	90,000	4	101,620	8	408,250
Nat'l Endowmt/Humanitie:	0	-	0	-	3	29,993	0	-
Nat'l Science Foundation	11	2,522,913	6	802,687	52	8,953,663	64	7,817,403
US Dept of Agriculture	0	-	1	20,000	3	363,530	4	46,380
US Dept of Commerce	1	48,970	1	384,775	3	206,319	3	528,146
US Dept of Defense	5	980,900	10	1,028,925	10	1,155,612	23	1,997,029
US Dept of Education	1	75,251	1	163,344	11	1,642,834	6	1,100,756
US Dept of Energy	11	639,684	10	722,368	32	4,659,898	30	2,629,227
US Dept of the Interior	4	31,881	6	75,842	10	275,776	11	212,732
US Dept of Transportation	1	70,000	1	101,403	1	70,000	2	192,890
US Environmental Prot Agc	0	-	0	-	1	5,000	5	258,991
US Health & Human Servs	32	10,297,274	38	8,356,048	224	51,881,673	227	40,366,252
US Veterans Admin	0	-	0	-	0	-	0	-
FEDERAL FLOW-DOWN	48	2,460,085	25	1,480,114	144	7,293,354	121	6,677,794
STATE OF UTAH	16	1,008,801	4	328,993	70	3,632,060	45	2,832,305
OTHER NON-FED GOVT.	1	1,500	2	9,000	3	27,500	7	319,836
PRIVATE SECTOR	74	3,380,049	67	2,309,263	321	28,022,021	371	28,492,566
Commercial Sponsors	45	2,414,897	40	1,537,758	166	9,163,135	157	8,597,966
Not-For-Profit Sponsors	29	965,152	27	771,505	155	18,858,886	214	19,894,600
GRAND TOTALS	208	\$ 21,754,015	175	\$ 15,947,596	900	\$ 109,261,861	932	\$ 94,540,037

Part III of V Summary of Awards by Sponsor October 2001

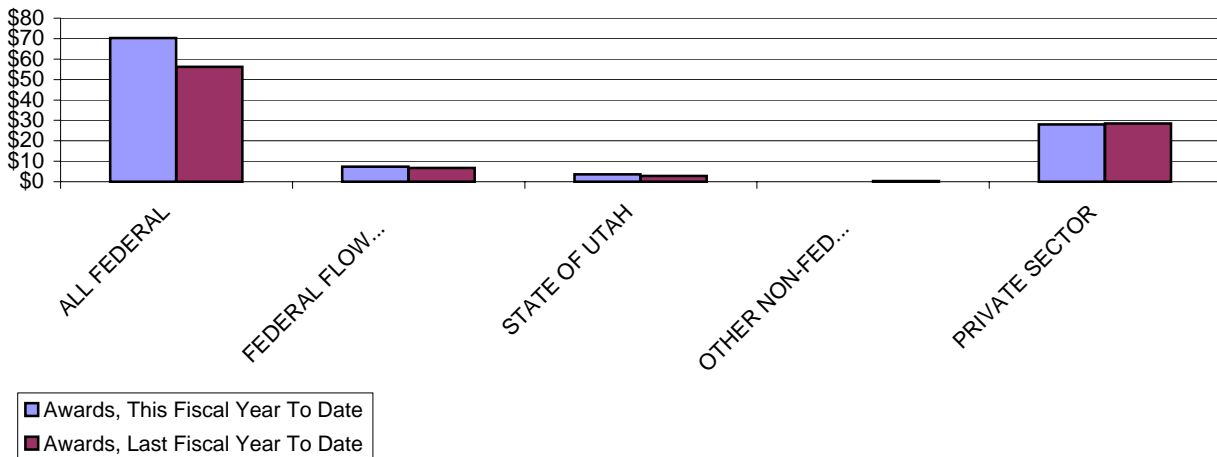
October 2001 vs. October 2000

Awards, In Millions



FYTD October 2001 vs. FYTD October 2000

Awards, In Millions



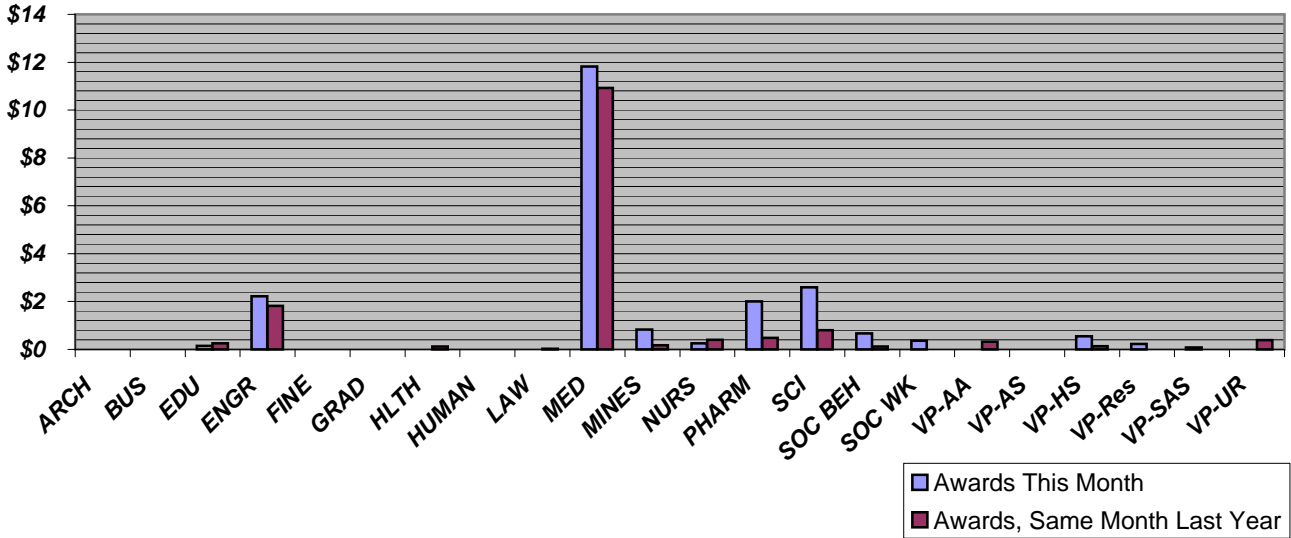
VICE-PRESIDENT FOR RESEARCH
October 2001
Part IV of V--AWARDS BY COLLEGE

DATE: November 16, 2001

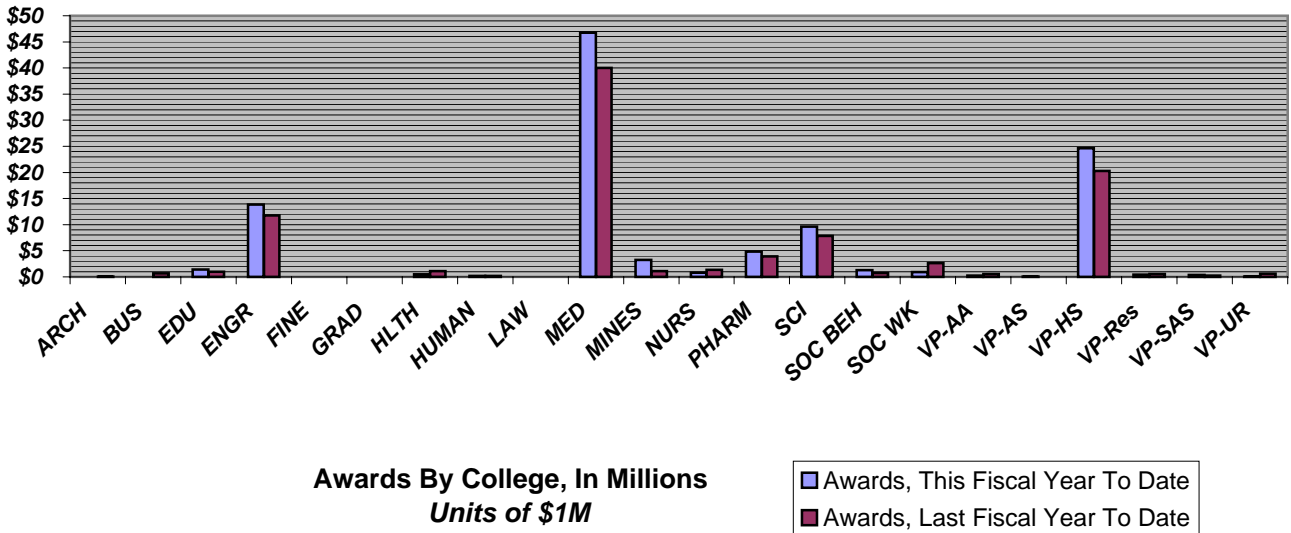
	October 2001		October 2000		FISCAL YEAR TO DATE (7/01-10/01)		FISCAL YEAR TO DATE (7/00-10/00)	
	<u>No.</u>	<u>Total Amt.</u>	<u>No.</u>	<u>Total Amt.</u>	<u>No.</u>	<u>Total Amt.</u>	<u>No.</u>	<u>Total Amt.</u>
ARCHITECTURE	0	-	0	-	0	-	3	69,010
BUSINESS	0	-	1	(4,880)	0	-	5	663,406
EDUCATION	2	150,720	5	252,176	9	1,421,990	13	982,728
ENGINEERING	41	2,213,543	35	1,812,932	157	13,854,338	134	11,770,504
FINE ARTS	0	-	0	-	1	-	0	-
GRADUATE SCHOOL	0	-	0	-	1	17,940	2	6,000
HEALTH	5	-3,513	6	120,780	14	496,826	17	1,105,073
HUMANITIES	0	-	1	-	4	212,352	3	180,811
LAW	0	-	1	21,062	3	-	1	21,062
MEDICINE	93	11,817,283	74	10,926,353	353	46,744,376	358	39,996,971
MINES & EARTH SCIENCES	12	831,078	9	175,841	37	3,252,533	27	1,088,407
NURSING	2	249,969	3	397,278	9	784,915	9	1,348,670
PHARMACY	4	2,001,917	7	479,709	35	4,838,693	37	3,900,726
SCIENCE	15	2,600,531	10	800,357	77	9,641,043	82	7,822,363
SOCIAL & BEHAVIORAL SCIENCES	15	670,662	3	120,629	28	1,281,895	22	716,814
SOCIAL WORK	5	358,432	0	-	16	946,658	12	2,614,953
VP/ACADEMIC AFFAIRS	1	1,381	3	323,000	11	227,651	11	528,245
VP/ADMINISTRATIVE SERVICES	0	-	0	-	1	37,500	0	-
VP/HEALTH SCIENCES	11	553,462	14	134,584	128	24,656,203	165	20,302,253
VP/RESEARCH	1	233,299	2	3,000	8	423,409	24	574,402
VP/STUDENT AFFAIRS & SERVICES	1	75,251	0	-	5	353,539	3	258,464
VP/UNIVERSITY RELATIONS	0	-	1	384,775	3	70,000	4	589,175
GRAND TOTALS	208	\$21,754,015	175	\$15,947,596	900	\$109,261,861	932	\$94,540,037

Part IV of V
Summary of Awards by College
October 2001

October 2001 vs. October 2000



FYTD October 2001 vs. FYTD October 2000



Awards By College, In Millions
Units of \$1M

■ Awards, This Fiscal Year To Date
■ Awards, Last Fiscal Year To Date

VICE-PRESIDENT FOR RESEARCH
October 2001
Part IV of IV--GENERAL COLLEGE ACTIVITY

DATE: November 16, 2001

		October 2001		October 2000		FISCAL YEAR TO DATE (7/01-10/01)		FISCAL YEAR TO DATE (7/00-10/00)	
		<u>No.</u>	<u>Total Amt.</u>	<u>No.</u>	<u>Total Amt.</u>	<u>No.</u>	<u>Total Amt.</u>	<u>No.</u>	<u>Total Amt.</u>
ARCHITECTURE									
Proposals		0	-	0	-	0	-	2	4,200
Awards	Research	0	-	0	-	0	-	1	64,510
	Other	0	-	0	-	0	-	1	2,700
	Instruction	0	-	0	-	0	-	1	1,800
	Clinical	0	-	0	-	0	-	0	-
	Totals	0	-	0	-	0	-	3	69,010
BUSINESS									
Proposals		0	-	0	-	0	-	0	-
Awards	Research	0	-	0	-	0	-	4	668,286
	Other	0	-	0	-	0	-	0	-
	Instruction	0	-	1	(4,880)	0	-	1	(4,880)
	Clinical	0	-	0	-	0	-	0	-
	Totals	0	-	1	(4,880)	0	-	5	663,406
EDUCATION									
Proposals		0	-	6	1,727,200	2	491,793	11	2,869,056
Awards	Research	1	115,720	1	163,344	3	429,151	2	254,787
	Other	1	35,000	3	55,750	2	207,000	5	217,710
	Instruction	0	-	1	33,082	4	785,839	6	510,231
	Clinical	0	-	0	-	0	-	0	-
	Totals	2	150,720	5	252,176	9	1,421,990	13	982,728
ENGINEERING									
Proposals		22	11,706,781	24	7,479,993	93	22,646,887	77	32,007,012
Awards	Research	38	2,164,459	29	1,715,885	146	13,765,817	118	11,509,715
	Other	3	49,084	4	47,302	8	166,521	12	182,215
	Instruction	0	-	2	49,745	3	(78,000)	4	78,574
	Clinical	0	-	0	-	0	-	0	-
	Totals	41	2,213,543	35	1,812,932	157	13,854,338	134	11,770,504
FINE ARTS									
Proposals		0	-	0	-	0	-	1	3,000
Awards	Research	0	-	0	-	0	-	0	-
	Other	0	-	0	-	1	-	0	-
	Instruction	0	-	0	-	0	-	0	-
	Clinical	0	-	0	-	0	-	0	-
	Totals	0	-	0	-	1	-	0	-

		October 2001		October 2000		FISCAL YEAR TO DATE (7/01-10/01)		FISCAL YEAR TO DATE (7/00-10/00)	
	<u>No.</u>	<u>Total Amt.</u>	<u>No.</u>	<u>Total Amt.</u>	<u>No.</u>	<u>Total Amt.</u>	<u>No.</u>	<u>Total Amt.</u>	
GRADUATE SCHOOL									
Proposals	0	-	0	-	1	1,406,524	0	-	
Awards									
Research	0	-	0	-	0	-	0	-	
Other	0	-	0	-	0	-	0	-	
Instruction	0	-	0	-	1	17,940	2	6,000	
Clinical	0	-	0	-	0	-	0	-	
Totals	0	-	0	-	1	17,940	2	6,000	

HEALTH

Proposals	1	10,000	1	5,578	11	1,759,449	6	649,763
Awards								
Research	2	(6,387)	0	-	4	47,122	3	801,419
Other	3	2,874	6	120,780	9	413,704	13	249,399
Instruction	0	-	0	-	1	36,000	1	54,255
Clinical	0	-	0	-	0	-	0	-
Totals	5	(3,513)	6	120,780	14	496,826	17	1,105,073

HUMANITIES

Proposals	1	3,000	0	-	5	137,675	4	53,521
Awards								
Research	0	-	1	-	2	206,352	2	170,011
Other	0	-	0	-	1	2,000	0	-
Instruction	0	-	0	-	1	4,000	1	10,800
Clinical	0	-	0	-	0	-	0	-
Totals	0	-	1	-	4	212,352	3	180,811

LAW

Proposals	0	-	0	-	2	74,280	0	-
Awards								
Research	0	-	0	-	3	-	0	-
Other	0	-	1	21,062	0	-	1	21,062
Instruction	0	-	0	-	0	-	0	-
Clinical	0	-	0	-	0	-	0	-
Totals	0	-	1	21,062	3	-	1	21,062

MEDICINE

Proposals	54	49,477,457	71	45,118,548	208	140,829,499	222	113,785,966
Awards								
Research	50	9,207,991	49	9,324,991	219	35,261,186	232	32,314,351
Other	16	1,393,642	5	295,247	30	3,651,198	43	1,984,768
Instruction	10	327,030	4	259,099	47	3,950,796	28	1,921,463
Clinical	17	888,620	16	1,047,016	57	3,881,196	55	3,776,389
Totals	93	11,817,283	74	10,926,353	353	46,744,376	358	39,996,971

MINES & EARTH SCIENCES

Proposals	4	727,058	8	669,981	31	5,455,941	27	3,196,535
Awards								
Research	9	819,078	6	220,842	27	2,968,556	17	633,872
Other	3	12,000	3	(45,001)	10	283,977	8	320,544
Instruction	0	-	0	-	0	-	2	133,991
Clinical	0	-	0	-	0	-	0	-
Totals	12	831,078	9	175,841	37	3,252,533	27	1,088,407

	October 2001		October 2000		FISCAL YEAR TO DATE (7/01-10/01)		FISCAL YEAR TO DATE (7/00-10/00)	
	<u>No.</u>	<u>Total Amt.</u>	<u>No.</u>	<u>Total Amt.</u>	<u>No.</u>	<u>Total Amt.</u>	<u>No.</u>	<u>Total Amt.</u>
NURSING								
Proposals	4	2,065,321	1	443,540	9	3,515,027	4	768,136
Awards								
Research	2	249,969	2	455,058	8	683,813	7	1,191,493
Other	0	-	0	-	0	-	0	-
Instruction	0	-	1	(57,780)	1	101,102	2	157,177
Clinical	0	-	0	-	0	-	0	-
Totals	2	249,969	3	397,278	9	784,915	9	1,348,670

PHARMACY

Proposals	9	4,341,065	4	905,187	30	13,184,354	19	13,998,522
Awards								
Research	2	1,921,637	5	397,473	25	4,300,986	25	2,223,999
Other	2	80,280	2	82,236	9	489,386	9	1,360,371
Instruction	0	-	0	-	0	-	0	-
Clinical	0	-	0	-	1	48,321	3	316,356
Totals	4	2,001,917	7	479,709	35	4,838,693	37	3,900,726

SCIENCE

Proposals	19	19,094,902	23	12,459,877	73	50,400,387	61	56,063,593
Awards								
Research	11	944,689	10	800,357	68	7,428,134	75	7,492,919
Other	1	1,550	0	-	4	416,301	2	38,000
Instruction	3	1,654,292	0	-	5	1,796,608	5	291,444
Clinical	0	-	0	-	0	-	0	-
Totals	15	2,600,531	10	800,357	77	9,641,043	82	7,822,363

SOCIAL & BEHAVIORAL SCIENCES

Proposals	5	3,354,023	2	90,835	22	9,406,159	17	2,098,945
Awards								
Research	15	670,662	2	108,629	22	1,121,991	13	643,336
Other	0	-	1	12,000	4	86,676	8	21,651
Instruction	0	-	0	-	2	73,228	1	51,827
Clinical	0	-	0	-	0	-	0	-
Totals	15	670,662	3	120,629	28	1,281,895	22	716,814

SOCIAL WORK

Proposals	1	91,700	1	25,000	5	5,788,635	6	1,575,051
Awards								
Research	0	-	0	-	1	28,500	2	193,074
Other	4	234,063	0	-	8	379,820	7	620,948
Instruction	1	124,369	0	-	7	538,338	3	1,800,931
Clinical	0	-	0	-	0	-	0	-
Totals	5	358,432	0	-	16	946,658	12	2,614,953

VP FOR ACADEMIC AFFAIRS*

Proposals	4	421,876	4	469,990	6	734,844	13	1,508,833
Awards								
Research	1	1,381	0	-	1	1,381	1	79,214
Other	0	-	3	323,000	10	226,270	9	440,031
Instruction	0	-	0	-	0	-	1	9,000
Clinical	0	-	0	-	0	-	0	-
Totals	1	1,381	3	323,000	11	227,651	11	528,245

		October 2001		October 2000		FISCAL YEAR TO DATE (7/01-10/01)		FISCAL YEAR TO DATE (7/00-10/00)	
		<u>No.</u>	<u>Total Amt.</u>	<u>No.</u>	<u>Total Amt.</u>	<u>No.</u>	<u>Total Amt.</u>	<u>No.</u>	<u>Total Amt.</u>
VP FOR ADMINISTRATIVE SERVICES*									
Proposals		0	-	0	-	1	37,500	0	-
Awards	Research	0	-	0	-	0	-	0	-
	Other	0	-	0	-	1	37,500	0	-
	Instruction	0	-	0	-	0	-	0	-
	Clinical	0	-	0	-	0	-	0	-
	Totals	0	-	0	-	1	37,500	0	-

VP FOR HEALTH SCIENCES*

Proposals		11	8,025,279	7	4,545,820	34	34,344,669	21	23,606,126
Awards	Research	7	415,262	11	(113,251)	116	23,844,874	158	19,583,735
	Other	1	83,200	1	80,000	3	141,411	2	435,678
	Instruction	0	-	0	-	1	77,418	1	25,000
	Clinical	3	55,000	2	167,835	8	592,500	4	257,840
	Totals	11	553,462	14	134,584	128	24,656,203	165	20,302,253

VP FOR RESEARCH*

Proposals		1	414,500	0	-	4	2,223,545	3	672,083
Awards	Research	0	-	0	-	4	109,110	2	197,000
	Other	1	233,299	0	-	4	314,299	19	369,902
	Instruction	0	-	0	-	0	-	0	-
	Clinical	0	-	2	3,000	0	-	3	7,500
	Totals	1	233,299	2	3,000	8	423,409	24	574,402

VP FOR STUDENT AFFAIRS & SERVICES*

Proposals		0	-	0	-	0	-	4	1,194,637
Awards	Research	1	75,251	0	-	1	75,251	0	-
	Other	0	-	0	-	1	14,894	1	14,894
	Instruction	0	-	0	-	3	263,394	2	243,570
	Clinical	0	-	0	-	0	-	0	-
	Totals	1	75,251	0	-	5	353,539	3	258,464

VP FOR UNIVERSITY RELATIONS*

Proposals		2	77,000	1	62,015	6	214,279	6	4,120,954
Awards	Research	0	-	0	-	1	25,000	1	112,500
	Other	0	-	1	384,775	1	40,000	3	476,675
	Instruction	0	-	0	-	1	5,000	0	-
	Clinical	0	-	0	-	0	-	0	-
	Totals	0	-	1	384,775	3	70,000	4	589,175

Totals, Proposals		138	99,809,962	153	74,003,564	543	292,651,447	504	258,175,933
Totals, AWARDS		208	\$21,754,015	175	\$15,947,596	900	\$109,261,861	932	\$94,540,037

* Amounts for Vice-Presidents' Offices may reflect activity by Institutes, Centers & other discrete organizational entities that report directly to their cognizant Vice Presidents, rather than to a College or Graduate School.