



OFFICE OF SPONSORED PROJECTS

DATE: November 16, 2000

TO: J. Bernard Machen SUBJECT: 5-Part Monthly Activity Report
FROM: Raymond F. Gesteland

Part I of IV--RESEARCH ACTIVITY SUMMARY

Table with columns: OCTOBER 2000 (No., Total Amt.), OCTOBER 1999 (No., Total Amt.), FISCAL YEAR TO DATE (7/00-10/00) (No., Total Amt.), FISCAL YEAR TO DATE (7/99-10/99) (No., Total Amt.). Rows include PROPOSALS\*, AWARDS (Research, Other, Instruction, Clinical), SUBTOTALS, Fellowships & Financial Aids, and ALL AWARD TOTALS.

Handwritten signature of Raymond F. Gesteland and printed name: Raymond F. Gesteland, Vice-President for Research

- cc: David W. Pershing, Arnold B. Combe, Fred C. Esplin, A. Lorris Betz, Raymond A. Haeckel, Barbara K. Nielsen, W. Ralph Hardy, Lynne U. Chronister, J. Michael Mattsson, Raymond F. Gesteland, Ronald J. Pugmire, Peter L. Goss, Jerry Kaplan, Cecelia H. Foxley, John G. Francis, Michael T. Benson

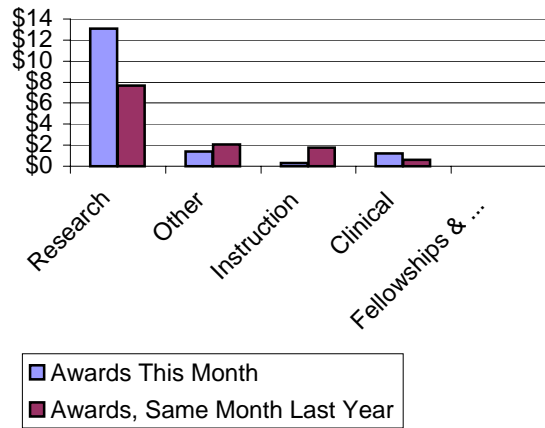
OFFICE OF THE VICE PRESIDENT FOR RESEARCH
201 S PRESIDENTS CIRCLE RM 210
SALT LAKE CITY, UTAH 84112-9011

(801) 581-7236
FAX (801) 585-6212

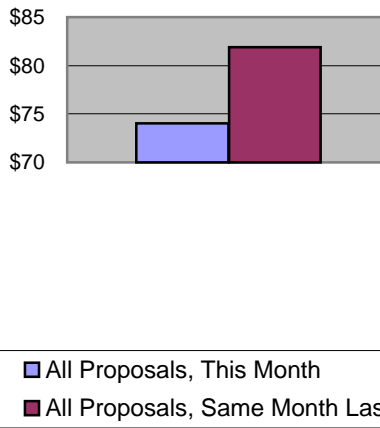
# Part I of V Summary of University Research Activity October, 2000

## October 2000 vs. October 1999

**Awards, In Millions**

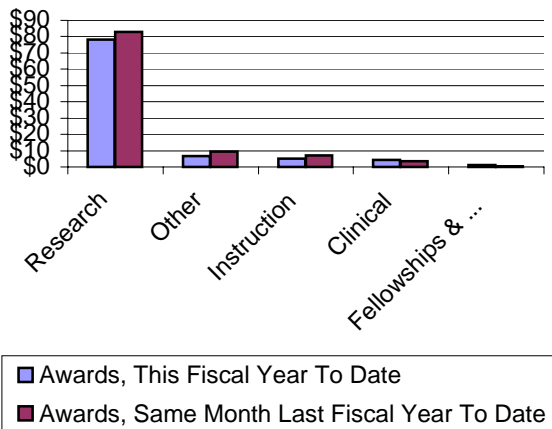


**Proposals, In Millions**

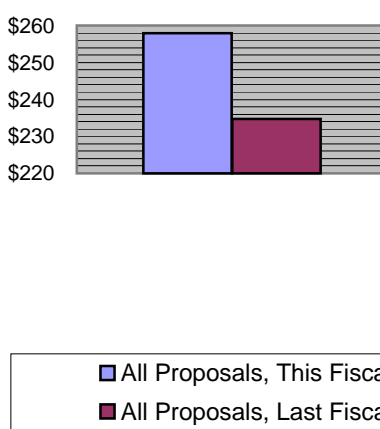


## FYTD October 2000 vs. FYTD October 1999

**Awards, In Millions**



**Proposals, In Millions**



**VICE-PRESIDENT FOR RESEARCH**  
**OCTOBER, 2000**  
**Part II of V--PROPOSALS AND AWARDS OVER \$1 MILLION**

*DATE: November 16, 2000*

**PROPOSALS**

	<i>Department</i>	<i>Sponsor Name</i>	<i>Proposal Title</i>	<i>Start Date</i>	<i>End Date</i>	<i>Total Amount</i>
<b>Medicine</b>						
Neuhausen,Susan L	Dermatology	PHS/Public Health Service	Genetic Mapping Of Non-HLA Genes For Celiac Disease.	July 1, 2001	June 30, 2005	\$2,730,186
Slattery,Martha L	Family & Preventive Med	PHS/Public Health Service	Growth Factors And Colon Cancer.	July 1, 2001	June 30, 2005	\$2,593,758
Ptacek,Louis J	Human Molec Biol & Geneti	PHS/Public Health Service	Clinical, Genetics, And Molecular Characterization Of Advanced Sleep Phase Syndrome.	September 1, 2001	August 31, 2006	\$2,174,650
Byington,Carrie L	Pediatrics	PHS/Public Health Service	Clinics Based Literacy Support For Hispanic Preschoolers.	July 1, 2001	June 30, 2006	\$3,244,911
Dean,J Michael	Pediatrics	PHS/Public Health Service Center For Disease Contrl	Intermountain Injury Control Research Center.	October 1, 2001	June 30, 2006	\$4,524,198
Tait,Vera F	Pediatrics	PHS/Public Health Service Natl Inst Child Hlth Huma	Leadership Education For Children With Neurodevelopmental And Related Disabilities.	July 1, 2001	June 30, 2006	\$2,439,135

**Science**

Stang,Peter J	Chemistry	PHS/Public Health Service	I. Iodonium Chemistry Ii. Abiological Self-Assembly.	January 1, 2002	December 31, 2006	\$2,010,355
---------------	-----------	---------------------------	--	-----------------	-------------------	-------------

**AWARDS**

	<i>Department</i>	<i>Sponsor Name</i>	<i>Proposal Title</i>	<i>Start Date</i>	<i>End Date</i>	<i>Total Amount</i>
<b>Medicine</b>						
Clegg, Daniel O.	Internal Medicine	PHS /Public Health Service Natl Inst ArthMuscSkin	Study of the Efficacy of Glucosamine & Glucosamine Chondroitin Sulfate in knee osteoarthritis.	September 15, 1999	March 14, 2005	\$3,417,951

**VICE-PRESIDENT FOR RESEARCH**  
**OCTOBER, 2000**  
**Part III of IV--AWARDS BY SPONSOR**

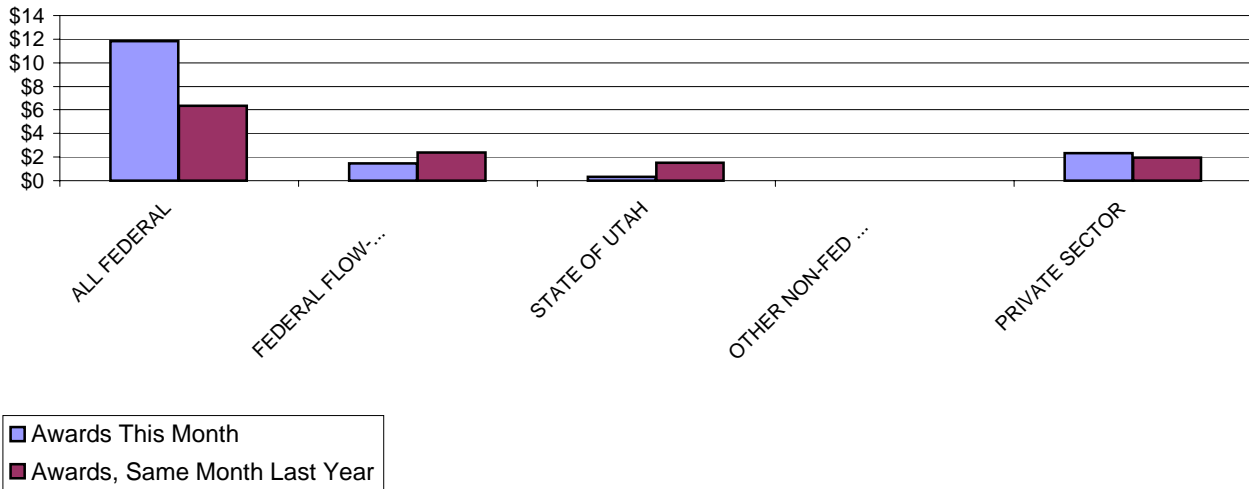
DATE: November 16, 2000

	OCTOBER 2000		OCTOBER 1999		FISCAL YEAR TO DATE (7/00-10/00)		FISCAL YEAR TO DATE (7/99-10/99)	
	<u>No.</u>	<u>Total Amt.</u>	<u>No.</u>	<u>Total Amt.</u>	<u>No.</u>	<u>Total Amt.</u>	<u>No.</u>	<u>Total Amt.</u>
<b>ALL FEDERAL</b>	<b>77</b>	<b>\$ 11,820,226</b>	<b>50</b>	<b>\$ 6,333,922</b>	<b>386</b>	<b>\$ 55,848,172</b>	<b>321</b>	<b>\$ 49,122,805</b>
<i>Misc. Federal Agencies</i>	2	74,834	1	99,779	5	659,480	6	955,526
Nat'l Aeronaut/Space Adm	1	90,000	2	38,825	8	408,250	6	149,115
Nat'l Endowmt/Humanitie	0	-	0	-	0	-	1	8,000
Nat'l Science Foundation	6	802,687	3	(\$74,271)	64	7,817,403	53	6,504,532
US Dept of Agriculture	1	20,000	2	146,114	4	46,380	7	627,033
US Dept of Commerce	1	384,775	0	-	3	528,146	3	155,081
US Dept of Defense	10	1,028,925	3	37,773	23	1,997,029	11	1,029,901
US Dept of Education	1	163,344	1	126,875	6	1,100,756	7	857,580
US Dept of Energy	10	722,368	12	591,156	30	2,629,227	35	2,857,821
US Dept of the Interior	6	75,842	2	51,000	11	212,732	9	189,801
US Dept of Transportation	1	101,403	1	15,000	3	321,261	3	185,060
US Environmental Prot Ag	0	-	0	-	5	258,991	0	-
US Health & Human Servs	38	8,356,048	23	5,301,671	224	39,868,517	180	35,603,355
US Veterans Admin	0	-	0	-	0	-	0	-
<b>FEDERAL FLOW-DOWN</b>	<b>25</b>	<b>1,480,114</b>	<b>20</b>	<b>2,372,006</b>	<b>121</b>	<b>6,710,533</b>	<b>94</b>	<b>6,282,772</b>
<b>STATE OF UTAH</b>	<b>4</b>	<b>328,993</b>	<b>16</b>	<b>1,503,581</b>	<b>46</b>	<b>2,882,305</b>	<b>65</b>	<b>3,479,477</b>
<b>OTHER NON-FED GOVT.</b>	<b>2</b>	<b>9,000</b>	<b>2</b>	<b>(30,332)</b>	<b>7</b>	<b>319,836</b>	<b>16</b>	<b>2,086,916</b>
<b>PRIVATE SECTOR</b>	<b>67</b>	<b>2,309,263</b>	<b>62</b>	<b>1,934,909</b>	<b>372</b>	<b>28,779,191</b>	<b>287</b>	<b>41,538,173</b>
Commercial Sponsors	40	1,537,758	42	1,068,479	157	8,597,966	137	7,028,890
Not-For-Profit Sponsors	27	771,505	20	866,430	215	20,181,225	150	34,509,283
<b>GRAND TOTALS</b>	<b>175</b>	<b>\$ 15,947,596</b>	<b>150</b>	<b>\$ 12,114,086</b>	<b>932</b>	<b>\$ 94,540,037</b>	<b>783</b>	<b>\$ 102,510,143</b>

## Part III of V Summary of Awards by Sponsor October, 2000

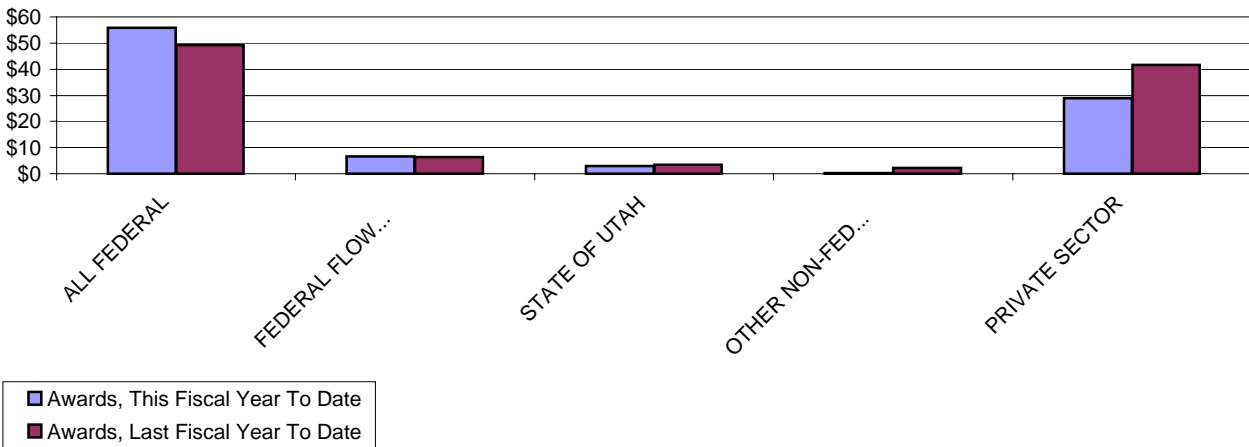
October 2000 vs. October 1999

**Awards, In Millions**



FYTD October 2000 vs. FYTD October 1999

**Awards, In Millions**



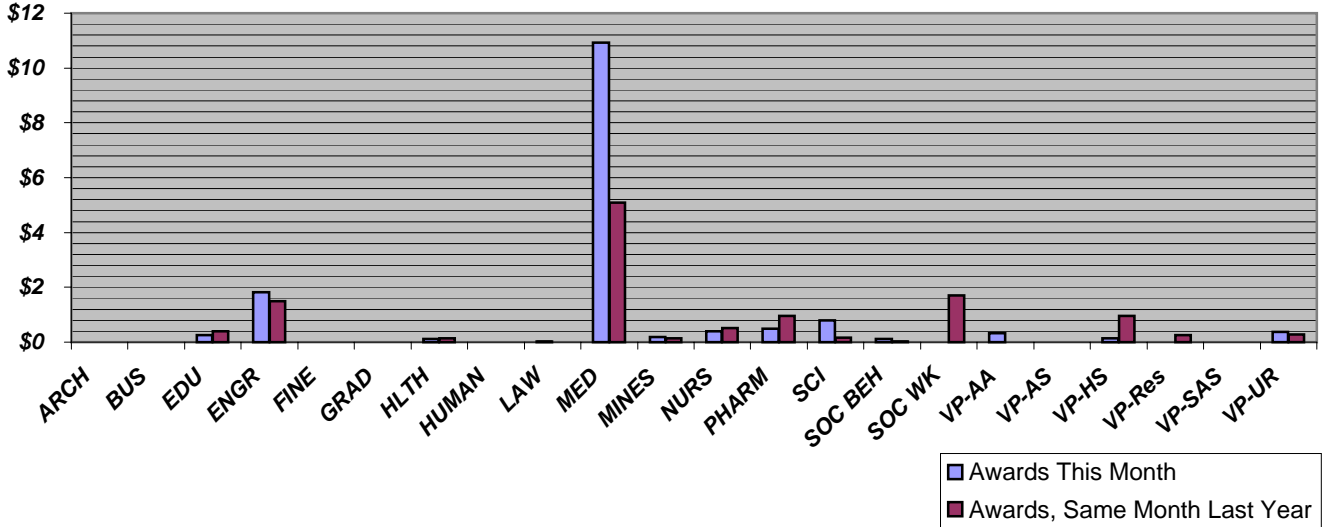
**VICE-PRESIDENT FOR RESEARCH**  
**OCTOBER, 2000**  
**Part IV of V--AWARDS BY COLLEGE**

DATE: November 16, 2000

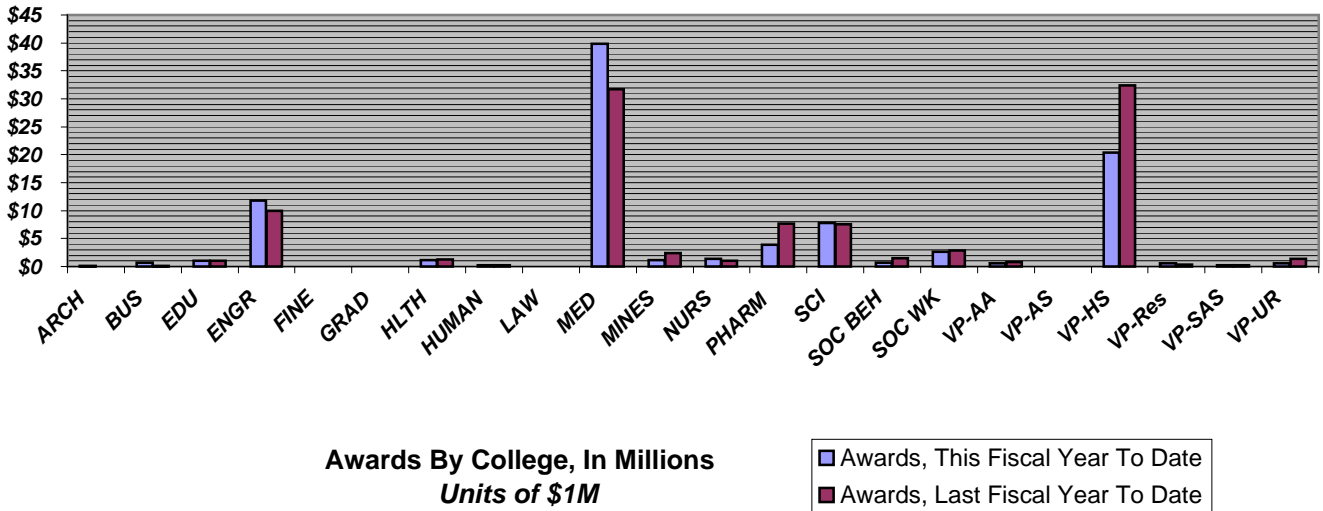
	OCTOBER 2000		OCTOBER 2000		FISCAL YEAR TO DATE (7/00-10/00)		FISCAL YEAR TO DATE (7/99-10/99)	
	<u>No.</u>	<u>Total Amt.</u>	<u>No.</u>	<u>Total Amt.</u>	<u>No.</u>	<u>Total Amt.</u>	<u>No.</u>	<u>Total Amt.</u>
<b>ARCHITECTURE</b>	0	-	0	-	3	69,010	0	-
<b>BUSINESS</b>	1	(4,880)	0	-	5	663,406	10	158,291
<b>EDUCATION</b>	5	252,176	3	402,004	13	982,728	9	1,009,605
<b>ENGINEERING</b>	35	1,812,932	27	1,494,981	134	11,770,504	113	9,993,450
<b>FINE ARTS</b>	0	-	0	-	0	-	1	8,000
<b>GRADUATE SCHOOL</b>	0	-	0	-	2	6,000	0	-
<b>HEALTH</b>	6	120,780	3	145,174	17	1,105,073	12	1,272,676
<b>HUMANITIES</b>	1	-	0	-	3	180,811	3	195,960
<b>LAW</b>	1	21,062	0	-	1	21,062	0	-
<b>MEDICINE</b>	74	10,926,353	67	5,096,333	356	39,873,066	307	31,747,814
<b>MINES &amp; EARTH SCIENCES</b>	9	175,841	5	145,383	27	1,088,407	38	2,357,978
<b>NURSING</b>	3	397,278	4	504,751	9	1,348,670	11	986,439
<b>PHARMACY</b>	7	479,709	5	951,328	37	3,900,726	37	7,619,345
<b>SCIENCE</b>	10	800,357	12	151,776	82	7,822,363	70	7,581,607
<b>SOCIAL &amp; BEHAVIORAL SCIENCES</b>	3	120,629	1	17,760	22	716,814	23	1,477,139
<b>SOCIAL WORK</b>	0	-	10	1,710,378	12	2,614,953	22	2,826,824
<b>VP/ACADEMIC AFFAIRS</b>	3	323,000	1	1,000	11	528,245	12	845,014
<b>VP/ADMINISTRATIVE SERVICES</b>	0	-	0	-	0	-	0	-
<b>VP/HEALTH SCIENCES</b>	14	134,584	8	950,883	167	20,426,158	99	32,444,813
<b>VP/RESEARCH</b>	2	3,000	1	264,875	24	574,402	8	359,875
<b>VP/STUDENT AFFAIRS &amp; SERVICES</b>	0	-	0	-	3	258,464	2	237,990
<b>VP/UNIVERSITY RELATIONS</b>	1	384,775	3	277,460	4	589,175	6	1,387,323
<b>GRAND TOTALS</b>	<b>175</b>	<b>\$15,947,596</b>	<b>150</b>	<b>\$12,114,086</b>	<b>932</b>	<b>\$94,540,037</b>	<b>783</b>	<b>\$102,510,143</b>

## Part IV of V Summary of Awards by College October, 2000

### October 2000 vs. October 1999



### FYTD October 2000 vs. FYTD October 1999



**Awards By College, In Millions  
Units of \$1M**

■ Awards, This Fiscal Year To Date  
■ Awards, Last Fiscal Year To Date

**VICE-PRESIDENT FOR RESEARCH**  
**OCTOBER 2000**  
**Part IV of IV--GENERAL COLLEGE ACTIVITY**

DATE: November 16, 2000

		OCTOBER 2000		OCTOBER 1999		FISCAL YEAR TO DATE (7/00-10/00)		FISCAL YEAR TO DATE (7/99-10/99)	
		<u>No.</u>	<u>Total Amt.</u>	<u>No.</u>	<u>Total Amt.</u>	<u>No.</u>	<u>Total Amt.</u>	<u>No.</u>	<u>Total Amt.</u>
<b>ARCHITECTURE</b>									
<b>Proposals**</b>		0	-	0	-	2	4,200	0	-
<b>Awards</b>	Research	0	-	0	-	1	64,510	0	-
	Other	0	-	0	-	1	2,700	0	-
	Instruction	0	-	0	-	1	1,800	0	-
	Clinical	0	-	0	-	0	-	0	-
	<b>Totals</b>	0	-	0	-	3	69,010	0	-
<b>BUSINESS</b>									
<b>Proposals**</b>		0	0	0	-	0	-	1	25,000
<b>Awards</b>	Research	0	-	0	-	4	668,286	2	58,291
	Other	0	-	0	-	0	-	0	-
	Instruction	1	(4,880)	0	-	1	(4,880)	8	100,000
	Clinical	0	-	0	-	0	-	0	-
	<b>Totals</b>	1	(4,880)	0	-	5	663,406	10	158,291
<b>EDUCATION</b>									
<b>Proposals**</b>		6	1,727,200	6	3,250,933	11	2,869,056	11	4,325,111
<b>Awards</b>	Research	1	163,344	1	95,035	2	254,787	2	134,805
	Other	3	55,750	1	163,000	5	217,710	2	363,000
	Instruction	1	33,082	1	143,969	6	510,231	5	511,800
	Clinical	0	-	0	-	0	-	0	-
	<b>Totals</b>	5	252,176	3	402,004	13	982,728	9	1,009,605
<b>ENGINEERING</b>									
<b>Proposals**</b>		24	7,479,993	29	7,802,564	77	32,007,012	93	28,248,027
<b>Awards</b>	Research	29	1,715,885	23	1,462,307	119	11,544,715	96	9,701,481
	Other	4	47,302	1	3,000	11	147,215	10	177,719
	Instruction	2	49,745	3	29,674	4	78,574	7	114,250
	Clinical	0	-	0	-	0	-	0	-
	<b>Totals</b>	35	1,812,932	27	1,494,981	134	11,770,504	113	9,993,450
<b>FINE ARTS</b>									
<b>Proposals**</b>		0	-	0	-	1	3,000	0	-
<b>Awards</b>	Research	0	-	0	-	0	-	0	-
	Other	0	-	0	-	0	-	1	8,000
	Instruction	0	-	0	-	0	-	0	-
	Clinical	0	-	0	-	0	-	0	-
	<b>Totals</b>	0	-	0	-	0	-	1	8,000



	OCTOBER 2000		OCTOBER 1999		FISCAL YEAR TO DATE (7/00-10/00)		FISCAL YEAR TO DATE (7/99-10/99)	
	<u>No.</u>	<u>Total Amt.</u>	<u>No.</u>	<u>Total Amt.</u>	<u>No.</u>	<u>Total Amt.</u>	<u>No.</u>	<u>Total Amt.</u>

### GRADUATE SCHOOL

<b>Proposals**</b>	0	-	0	-	0	-	0	-
<b>Awards</b>								
Research	0	-	0	-	0	-	0	-
Other	0	-	0	-	0	-	0	-
Instruction	0	-	0	-	2	6,000	0	-
Clinical	0	-	0	-	0	-	0	-
<b>Totals</b>	0	-	0	-	2	6,000	0	-

### HEALTH

<b>Proposals**</b>	1	5,578	1	50,139	6	649,763	10	1,146,153
<b>Awards</b>								
Research	0	-	1	33,843	3	801,419	4	400,389
Other	6	120,780	2	111,331	13	249,399	6	719,311
Instruction	0	-	0	-	1	54,255	2	152,976
Clinical	0	-	0	-	0	-	0	-
<b>Totals</b>	6	120,780	3	145,174	17	1,105,073	12	1,272,676

### HUMANITIES

<b>Proposals**</b>	0	-	1	1,087,598	4	53,521	5	1,301,735
<b>Awards</b>								
Research	1	-	0	-	2	170,011	1	3,000
Other	0	-	0	-	0	-	0	-
Instruction	0	-	0	-	1	10,800	2	192,960
Clinical	0	-	0	-	0	-	0	-
<b>Totals</b>	1	-	0	-	3	180,811	3	195,960

### LAW

<b>Proposals**</b>	0	-	0	-	0	-	0	-
<b>Awards</b>								
Research	0	-	0	-	0	-	0	-
Other	1	21,062	0	-	1	21,062	0	-
Instruction	0	-	0	-	0	-	0	-
Clinical	0	-	0	-	0	-	0	-
<b>Totals</b>	1	21,062	0	-	1	21,062	0	-

### MEDICINE

<b>Proposals**</b>	71	45,118,548	68	31,842,664	221	113,476,506	212	98,370,309
<b>Awards</b>								
Research	49	9,324,991	45	3,890,090	230	32,190,446	190	22,262,794
Other	5	295,247	9	571,558	43	1,984,768	42	3,419,986
Instruction	4	259,099	1	47,000	28	1,921,463	34	2,780,579
Clinical	16	1,047,016	12	587,685	55	3,776,389	41	3,284,455
<b>Totals</b>	74	10,926,353	67	5,096,333	356	39,873,066	307	31,747,814

### MINES & EARTH SCIENCES

<b>Proposals**</b>	8	669,981	6	6,209,667	27	3,196,535	34	10,551,630
<b>Awards</b>								
Research	6	220,842	4	95,383	17	633,872	27	2,145,912
Other	3	(45,001)	1	50,000	8	320,544	7	107,384
Instruction	0	-	0	-	2	133,991	4	104,682
Clinical	0	-	0	-	0	-	0	-
<b>Totals</b>	9	175,841	5	145,383	27	1,088,407	38	2,357,978

	OCTOBER 2000		OCTOBER 1999		FISCAL YEAR TO DATE (7/00-10/00)		FISCAL YEAR TO DATE (7/99-10/99)	
	<u>No.</u>	<u>Total Amt.</u>	<u>No.</u>	<u>Total Amt.</u>	<u>No.</u>	<u>Total Amt.</u>	<u>No.</u>	<u>Total Amt.</u>

### NURSING

<b>Proposals**</b>	<b>1</b>	<b>443,540</b>	<b>2</b>	<b>15,346</b>	<b>4</b>	<b>768,136</b>	<b>8</b>	<b>3,306,979</b>
--------------------	----------	----------------	----------	---------------	----------	----------------	----------	------------------

<b>Awards</b>	Research	2	455,058	1	85,725	7	1,191,493	4	331,443
	Other	0	-	2	409,026	0	-	4	522,005
	Instruction	1	(57,780)	1	10,000	2	157,177	3	132,991
	Clinical	0	-	0	-	0	-	0	-
	<b>Totals</b>	<b>3</b>	<b>397,278</b>	<b>4</b>	<b>504,751</b>	<b>9</b>	<b>1,348,670</b>	<b>11</b>	<b>986,439</b>

### PHARMACY

<b>Proposals**</b>	<b>4</b>	<b>905,187</b>	<b>9</b>	<b>21,007,865</b>	<b>19</b>	<b>13,998,522</b>	<b>18</b>	<b>29,589,082</b>
--------------------	----------	----------------	----------	-------------------	-----------	-------------------	-----------	-------------------

<b>Awards</b>	Research	5	397,473	2	639,027	25	2,223,999	26	6,601,565
	Other	2	82,236	3	312,301	9	1,360,371	8	876,501
	Instruction	0	-	0	-	0	-	0	-
	Clinical	0	-	0	-	3	316,356	3	141,279
	<b>Totals</b>	<b>7</b>	<b>479,709</b>	<b>5</b>	<b>951,328</b>	<b>37</b>	<b>3,900,726</b>	<b>37</b>	<b>7,619,345</b>

### SCIENCE

<b>Proposals**</b>	<b>23</b>	<b>12,459,877</b>	<b>17</b>	<b>4,524,619</b>	<b>61</b>	<b>56,063,593</b>	<b>54</b>	<b>15,623,921</b>
--------------------	-----------	-------------------	-----------	------------------	-----------	-------------------	-----------	-------------------

<b>Awards</b>	Research	10	800,357	10	(14,098)	75	7,492,919	62	6,892,058
	Other	0	-	1	126,875	2	38,000	2	526,875
	Instruction	0	-	1	38,999	5	291,444	6	162,674
	Clinical	0	-	0	-	0	-	0	-
	<b>Totals</b>	<b>10</b>	<b>800,357</b>	<b>12</b>	<b>151,776</b>	<b>82</b>	<b>7,822,363</b>	<b>70</b>	<b>7,581,607</b>

### SOCIAL & BEHAVIORAL SCIENCES

<b>Proposals**</b>	<b>2</b>	<b>90,835</b>	<b>6</b>	<b>4,305,450</b>	<b>17</b>	<b>2,098,945</b>	<b>17</b>	<b>5,945,066</b>
--------------------	----------	---------------	----------	------------------	-----------	------------------	-----------	------------------

<b>Awards</b>	Research	2	108,629	0	-	13	643,336	11	1,195,518
	Other	1	12,000	0	-	8	21,651	8	172,711
	Instruction	0	-	1	17,760	1	51,827	4	108,910
	Clinical	0	-	0	-	0	-	0	-
	<b>Totals</b>	<b>3</b>	<b>120,629</b>	<b>1</b>	<b>17,760</b>	<b>22</b>	<b>716,814</b>	<b>23</b>	<b>1,477,139</b>

### SOCIAL WORK

<b>Proposals**</b>	<b>1</b>	<b>25,000</b>	<b>1</b>	<b>84,175</b>	<b>6</b>	<b>1,575,051</b>	<b>5</b>	<b>3,675,111</b>
--------------------	----------	---------------	----------	---------------	----------	------------------	----------	------------------

<b>Awards</b>	Research	0	-	4	193,413	2	193,074	9	477,808
	Other	0	-	2	63,600	7	620,948	2	63,600
	Instruction	0	-	4	1,453,365	3	1,800,931	11	2,285,416
	Clinical	0	-	0	-	0	-	0	-
	<b>Totals</b>	<b>0</b>	<b>-</b>	<b>10</b>	<b>1,710,378</b>	<b>12</b>	<b>2,614,953</b>	<b>22</b>	<b>2,826,824</b>

### VP FOR ACADEMIC AFFAIRS\*

<b>Proposals**</b>	<b>4</b>	<b>469,990</b>	<b>1</b>	<b>45,000</b>	<b>13</b>	<b>1,508,833</b>	<b>15</b>	<b>1,605,164</b>
--------------------	----------	----------------	----------	---------------	-----------	------------------	-----------	------------------

<b>Awards</b>	Research	0	-	0	-	1	79,214	1	600
	Other	3	323,000	1	1,000	9	440,031	11	844,414
	Instruction	0	-	0	-	1	9,000	0	-
	Clinical	0	-	0	-	0	-	0	-
	<b>Totals</b>	<b>3</b>	<b>323,000</b>	<b>1</b>	<b>1,000</b>	<b>11</b>	<b>528,245</b>	<b>12</b>	<b>845,014</b>

		OCTOBER 2000		OCTOBER 1999		FISCAL YEAR TO DATE (7/00-10/00)		FISCAL YEAR TO DATE (7/99-10/99)	
		<u>No.</u>	<u>Total Amt.</u>	<u>No.</u>	<u>Total Amt.</u>	<u>No.</u>	<u>Total Amt.</u>	<u>No.</u>	<u>Total Amt.</u>
<b>VP FOR ADMINISTRATIVE SERVICES*</b>									
<b>Proposals**</b>		0	-	0	-	0	-	1	5,115
<b>Awards</b>	Research	0	-	0	-	0	-	0	-
	Other	0	-	0	-	0	-	0	-
	Instruction	0	-	0	-	0	-	0	-
	Clinical	0	-	0	-	0	-	0	-
	<b>Totals</b>	0	-	0	-	0	-	0	-
<b>VP FOR HEALTH SCIENCES*</b>									
<b>Proposals**</b>		7	4,545,820	3	1,589,654	22	23,646,126	8	29,794,999
<b>Awards</b>	Research	11	(113,251)	8	950,883	160	19,707,640	95	32,250,313
	Other	1	80,000	0	-	2	435,678	2	76,000
	Instruction	0	0	0	-	1	25,000	1	36,000
	Clinical	2	167,835	0	-	4	257,840	1	82,500
	<b>Totals</b>	14	134,584	8	950,883	167	20,426,158	99	32,444,813
<b>VP FOR RESEARCH*</b>									
<b>Proposals**</b>		0	-	2	29,355	3	672,083	3	35,355
<b>Awards</b>	Research	0	-	1	264,875	2	197,000	1	264,875
	Other	0	-	0	-	19	369,902	7	95,000
	Instruction	0	-	0	-	0	-	0	-
	Clinical	2	3,000	0	-	3	7,500	0	-
	<b>Totals</b>	2	3,000	1	264,875	24	574,402	8	359,875
<b>VP FOR STUDENT AFFAIRS &amp; SERVICES*</b>									
<b>Proposals**</b>		0	-	0	-	4	1,194,637	3	30,500
<b>Awards</b>	Research	0	-	0	-	0	-	1	9,000
	Other	0	-	0	-	1	14,894	0	-
	Instruction	0	-	0	-	2	243,570	1	228,990
	Clinical	0	-	0	-	0	-	0	-
	<b>Totals</b>	0	-	0	-	3	258,464	2	237,990
<b>VP FOR UNIVERSITY RELATIONS*</b>									
<b>Proposals**</b>		1	62,015	1	67,500	6	4,120,954	4	1,148,944
<b>Awards</b>	Research	0	-	0	-	1	112,500	0	-
	Other	1	384,775	3	277,460	3	476,675	6	1,387,323
	Instruction	0	-	0	-	0	-	0	-
	Clinical	0	-	0	-	0	-	0	-
	<b>Totals</b>	1	384,775	3	277,460	4	589,175	6	1,387,323
<b>Totals, Proposals</b>		153	74,003,564	153	81,912,529	504	257,906,473	502	234,728,201
<b>Totals, AWARDS</b>		175	\$15,947,596	150	\$12,114,086	932	\$94,540,037	783	\$102,510,143

\* Amounts for Vice-Presidents' Offices may reflect activity by Institutes, Centers & other discrete organizational entities that report directly to their cognizant Vice Presidents, rather than to a College or Graduate School.