

DATE: October 17, 2003

TO: J. Bernard Machen SUBJECT: 5-Part Monthly Activity Report  
 FROM: Raymond F. Gesteland

**Part I of V--RESEARCH ACTIVITY SUMMARY**

	September 2003		September 2002		FISCAL YEAR TO DATE (7/03-9/03)		FISCAL YEAR TO DATE (7/02-9/02)	
	No.	Total Amt.	No.	Total Amt.	No.	Total Amt.	No.	Total Amt.
<b>PROPOSALS*</b>	172	\$ 87,942,934	180	\$ 87,352,102	500	\$ 255,130,062	409	\$ 192,793,264
<b>AWARDS</b>								
Research	143	\$23,985,056	121	\$16,376,549	508	\$82,327,351	504	\$79,647,257
Other	46	1,301,473	46	5,600,169	121	4,830,485	127	10,591,977
Instruction	11	1,459,411	10	939,330	54	6,925,606	41	4,389,839
Clinical	17	952,207	16	3,039,086	63	4,383,525	32	4,203,096
<b>SUBTOTALS</b>	<b>217</b>	<b>27,698,147</b>	<b>193</b>	<b>25,955,134</b>	<b>746</b>	<b>98,466,967</b>	<b>704</b>	<b>98,832,169</b>
<b>Fellowships &amp; Financial Aids</b>		317,814		187,579		1,947,927		1,428,033
<b>ALL AWARD TOTALS</b>		<b>\$ 28,015,961</b>		<b>\$ 26,142,713</b>		<b>\$ 100,414,894</b>		<b>\$ 100,260,202</b>

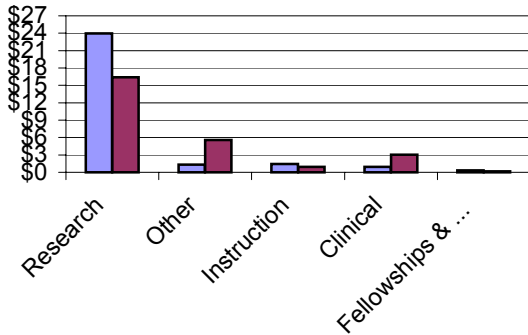
cc: Coralie Alder  
 James R. Bardsley  
 A. Lorris Betz  
 Vincent Bogdanski  
 Paul Brinkman  
 Jayne Carney  
 Arnold B. Combe  
 Fred C. Esplin  
 Cecelia H. Foxley  
 John G. Francis  
 Raymond F. Gesteland  
 Peter L. Goss  
 Jerry Kaplan  
 Gary D. Levy  
 Nancy Lyon  
 J. Michael Mattsson  
 Barbara K. Nielsen  
 David W. Pershing  
 Ronald J. Pugmire  
 Lee Siegel  
 Amy Sikalis  
 Laura Snow  
 Kimberly Wirthlin

**Raymond F. Gesteland**  
 Vice-President for Research

## Part I of V Summary of University Research Activity September 2003

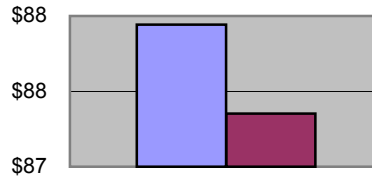
### September 2003 vs. September 2002

**Awards, In Millions**



■ Awards This Month  
■ Awards, Same Month Last Year

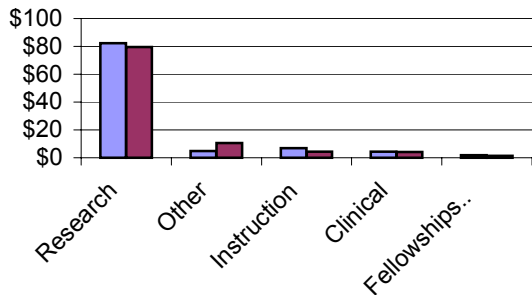
**Proposals, In Millions**



■ All Proposals, This Month  
■ All Proposals, Same Month Last Year

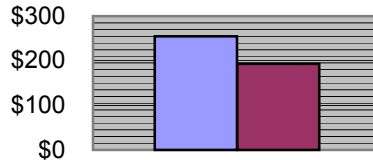
### FYTD September 2003 vs. FYTD September 2002

**Awards, In Millions**



■ Awards, This Fiscal Year To Date  
■ Awards, Same Month Last Fiscal Year To Date

**Proposals, In Millions**



■ All Proposals, This Fiscal Year To Date  
■ All Proposals, Last Fiscal Year To Date

# VICE-PRESIDENT FOR RESEARCH

*September 2003*

## Part II of V--PROPOSALS AND AWARDS OVER \$2 MILLION

DATE: October 17, 2003

<b>PROPOSALS</b>	<i>Department</i>	<i>Sponsor Name</i>	<i>Proposal Title</i>	<i>Start Date</i>	<i>End Date</i>	<i>Total Amount</i>
<b>Health</b>						
Kumpfer, Karol L	Health Promotion & Educa	DOJ/Juv Just & Deliq Prev	Girls Study Group.	1/5/04	1/4/06	\$2,086,055
<b>Medicine</b>						
Leventhal, Audie G	Neurology	PHS/Public Health Service	CABA Agonists Improve Brain Function In Old Monkeys.	7/1/04	6/30/09	\$3,246,073
Lim, Megan S	Pathology	PHS/Public Health Service	Pathological And Genetic Investigations In Childhood ALCL.	7/1/04	6/30/09	\$2,751,022
Dean, J Michael	Pediatrics	PHS/Natl Inst Child Hlth Huma	Pediatric Critical Care Scientist Development Program (PCCSDP).	7/1/04	6/30/09	\$3,551,105
Parker, Dennis L	Radiology	PHS/Natl Cancer Inst	An Integrated Approach To Oncologic Imaging.	4/1/04	3/31/09	\$3,652,466
<b>Mines-Earth Sciences</b>						
Fang, Z Zak	Metallurgical Engineering	DOE/US Dept Of Energy/ Golden CO Support Off	Functionally Designed Cellular Composites For Nanocrystalline Metal Hydrides & Overall Kinetic Modeling Of Hydrogen Storage Process.	1/1/04	12/31/08	\$2,296,563
<b>Nursing</b>						
Beck, Susan L	Nursing	PHS/Natl Instit Nursing Res	Education And Support For Older Adult Cancer Survivors.	7/1/04	6/30/08	\$2,044,983
<b>Science</b>						
Voth, Gregory A	Chemistry	DOD/US Dept Of Defense/ Army/ Army Res Off (ARO)	A Novel Multi-Scale Approach For Hybrid Bio-Mechanical Systems. 01-Dec-2003	11/30/08	12/1/03	\$3,924,375
Keener, James P	Mathematics	NSF/Natl Science Fndn	Research Training Group In Mathematical And Computational Biology.	8/1/04	7/31/09	\$2,383,165
<b>AWARDS</b>						
<b>Science</b>						
Truong, Thanh N	Chemistry	NSF/Natl Science Fndn	Develop. Of A Web-Based Grid Computing Environ. For Research & Edu. In Computational Sci. & Engin.	8/1/03	8/31/07	\$3,200,000
<b>VP/Health Sciences</b>						
Burt, Randall W	Huntsman Cancer Inst	National Cancer Institute	Molecular & Clinical Approaches To Colon Cancer Precursors	9/1/03	8/31/08	\$2,444,860

**VICE-PRESIDENT FOR RESEARCH**  
*September 2003*  
**Part III of V--AWARDS BY SPONSOR**

DATE: October 17, 2003

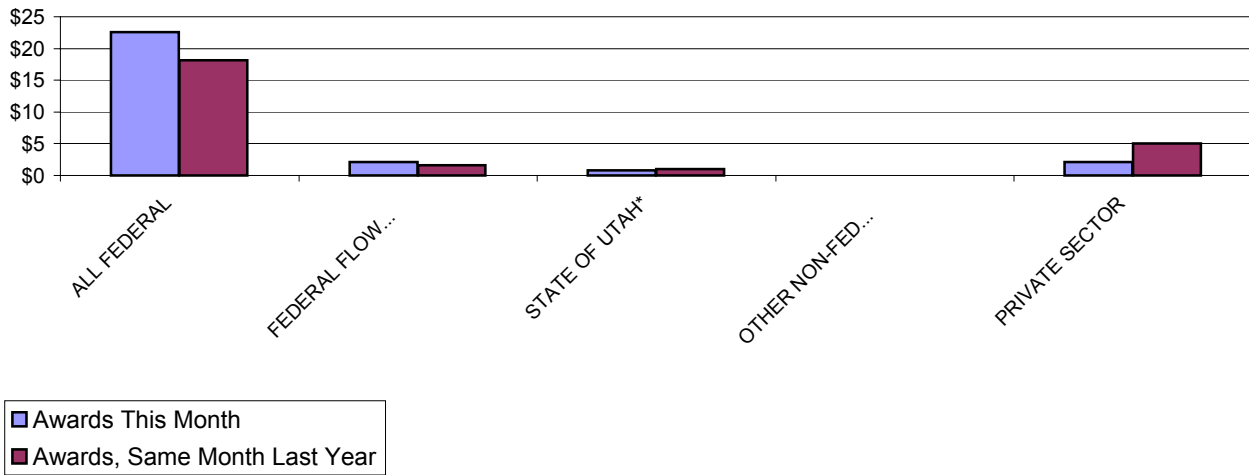
	September 2003		September 2002		FISCAL YEAR TO DATE (7/03-9/03)		FISCAL YEAR TO DATE (7/02-9/02)	
	<u>No.</u>	<u>Total Amt.</u>	<u>No.</u>	<u>Total Amt.</u>	<u>No.</u>	<u>Total Amt.</u>	<u>No.</u>	<u>Total Amt.</u>
<b>ALL FEDERAL</b>	<b>98</b>	<b>\$ 22,626,678</b>	<b>78</b>	<b>\$ 18,173,951</b>	<b>357</b>	<b>\$ 69,897,023</b>	<b>318</b>	<b>\$ 63,925,474</b>
<i>Misc. Federal Agencies</i>	3	353,810	0	-	3	353,810	3	563,992
Nat'l Aeronaut/Space Adm	3	85,000	1	74,697	6	183,446	4	250,175
Nat'l Endowmt/Humanities	1	24,504	1	107,331	1	24,504	1	107,331
Nat'l Science Foundation	21	8,163,270	16	3,846,031	64	14,242,668	60	11,163,342
US Dept of Agriculture	0	-	1	134,510	1	74,960	1	134,510
US Dept of Commerce	0	-	1	69,957	5	350,377	3	94,704
US Dept of Defense	3	247,731	4	439,068	8	667,436	12	1,216,699
US Dept of Education	0	-	2	269,475	8	1,366,892	10	1,630,562
US Dept of Energy	6	879,230	4	191,262	21	2,587,918	22	2,212,279
US Dept of the Interior	2	46,043	2	69,000	18	390,064	13	543,889
US Dept of Transportation	1	61,826	0	-	1	61,826	0	-
US Environmental Prot Agcy	0	-	0	-	11	2,235,400	1	25,000
US Health & Human Servs	58	12,765,264	46	12,972,620	210	47,357,722	188	45,982,991
US Veterans Admin	0	-	0	-	0	-	0	-
<b>FEDERAL FLOW-DOWN</b>	<b>37</b>	<b>2,135,924</b>	<b>39</b>	<b>1,658,594</b>	<b>120</b>	<b>6,551,727</b>	<b>117</b>	<b>5,740,358</b>
<b>STATE OF UTAH*</b>	<b>22</b>	<b>812,957</b>	<b>17</b>	<b>998,844</b>	<b>62</b>	<b>3,005,648</b>	<b>45</b>	<b>2,427,656</b>
<b>OTHER NON-FED GOVT.</b>	<b>2</b>	<b>41,394</b>	<b>3</b>	<b>73,114</b>	<b>7</b>	<b>133,614</b>	<b>5</b>	<b>133,765</b>
<b>PRIVATE SECTOR</b>	<b>58</b>	<b>2,081,194</b>	<b>56</b>	<b>5,050,631</b>	<b>200</b>	<b>18,878,955</b>	<b>219</b>	<b>26,604,916</b>
Commercial Sponsors	40	1,530,084	39	4,208,175	118	6,045,659	109	8,348,690
Not-For-Profit Sponsors	18	551,110	17	842,456	82	12,833,296	110	18,256,226
<b>GRAND TOTALS</b>	<b>217</b>	<b>\$ 27,698,147</b>	<b>193</b>	<b>\$ 25,955,134</b>	<b>746</b>	<b>\$ 98,466,967</b>	<b>704</b>	<b>\$ 98,832,169</b>

\* State of Utah direct and prime flow-down sponsorship

## Part III of V Summary of Awards by Sponsor September 2003

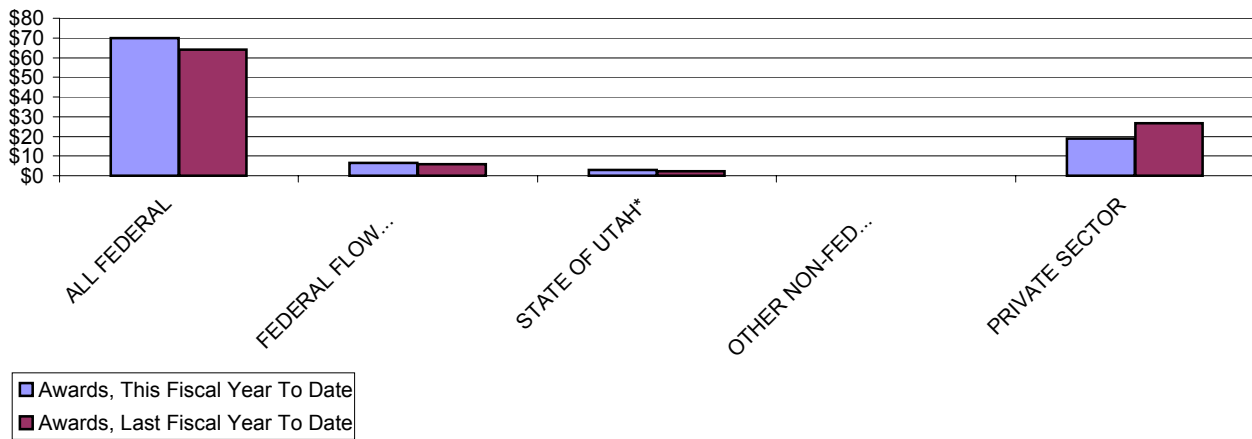
**September 2003 vs. September 2002**

**Awards, In Millions**



**FYTD September 2003 vs. FYTD September 2002**

**Awards, In Millions**



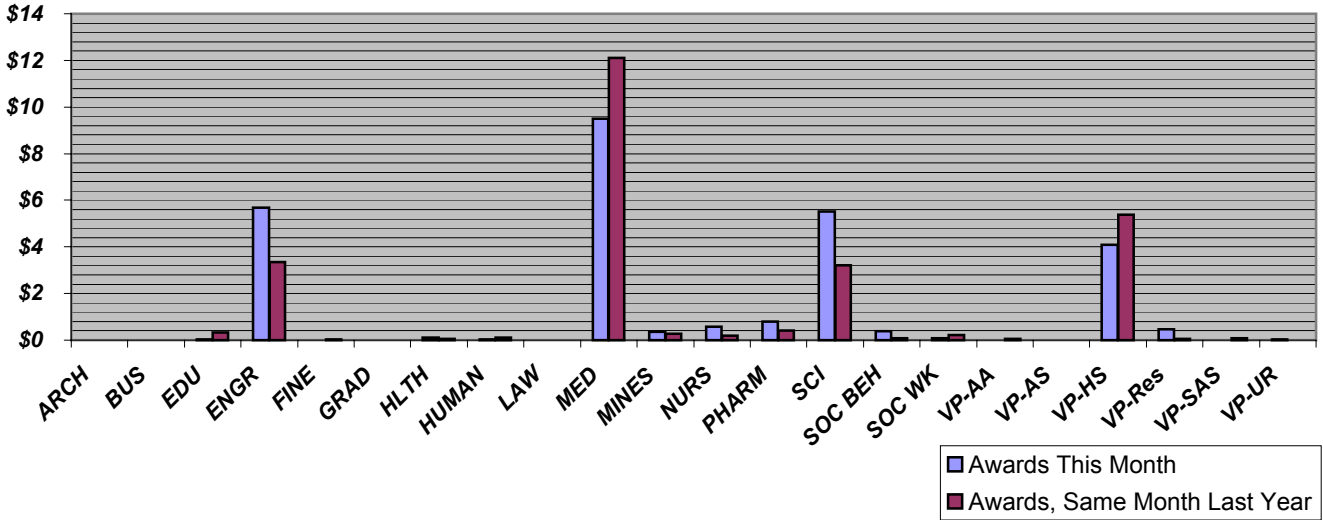
**VICE-PRESIDENT FOR RESEARCH**  
*September 2003*  
**Part IV of V--AWARDS BY COLLEGE**

DATE: October 17, 2003

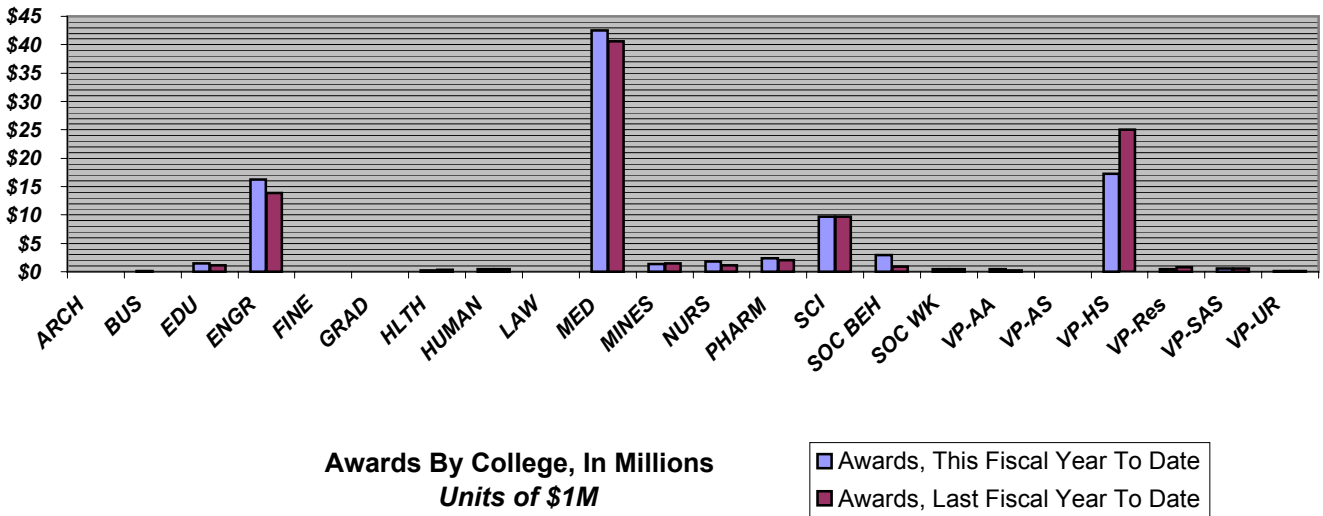
	September 2003		September 2002		FISCAL YEAR TO DATE (7/03-9/03)		FISCAL YEAR TO DATE (7/02-9/02)	
	<u>No.</u>	<u>Total Amt.</u>	<u>No.</u>	<u>Total Amt.</u>	<u>No.</u>	<u>Total Amt.</u>	<u>No.</u>	<u>Total Amt.</u>
ARCHITECTURE	0	-	0	-	1	(4,075)	2	49,190
BUSINESS	0	-	1	2,000	4	81,119	1	2,000
EDUCATION	1	32,930	2	335,581	11	1,474,225	7	1,117,929
ENGINEERING	34	5,688,686	33	3,359,970	111	16,207,051	111	13,862,390
FINE ARTS	0	-	2	29,500	0	-	3	54,500
GRADUATE SCHOOL	0	-	0	-	0	-	1	37,270
HEALTH	3	114,785	2	46,666	7	256,921	8	389,166
HUMANITIES	4	26,154	2	108,831	6	435,154	5	493,831
LAW	0	-	0	-	0	-	0	-
MEDICINE	85	9,510,191	78	12,107,884	325	42,535,239	273	40,593,306
MINES & EARTH SCIENCES	11	365,139	10	269,961	40	1,374,525	35	1,446,651
NURSING	5	569,375	2	193,030	11	1,825,238	8	1,094,096
PHARMACY	17	795,391	9	419,271	37	2,384,562	26	1,989,756
SCIENCE	23	5,524,975	19	3,200,117	66	9,730,699	78	9,691,709
SOCIAL & BEHAVIORAL SCIENCES	7	397,970	3	86,197	24	2,956,667	23	932,329
SOCIAL WORK	4	92,257	6	223,164	18	449,097	12	457,267
VP/ACADEMIC AFFAIRS	0	-	1	59,000	7	429,001	6	179,443
VP/ADMINISTRATIVE SERVICES	0	-	0	-	0	-	0	-
VP/HEALTH SCIENCES	17	4,082,347	19	5,378,263	62	17,254,698	87	24,993,635
VP/RESEARCH	5	471,447	2	56,447	8	491,418	10	788,584
VP/STUDENT AFFAIRS & SERVICES	0	-	1	75,251	6	523,795	6	590,116
VP/UNIVERSITY RELATIONS	1	26,500	1	4,001	2	61,633	2	69,001
<b>GRAND TOTALS</b>	<b>217</b>	<b>\$27,698,147</b>	<b>193</b>	<b>\$25,955,134</b>	<b>746</b>	<b>\$98,466,967</b>	<b>704</b>	<b>\$98,832,169</b>

**Part IV of V**  
**Summary of Awards by College**  
**September 2003**

**September 2003 vs. September 2002**



**FYTD September 2003 vs. FYTD September 2002**



**Awards By College, In Millions**  
**Units of \$1M**

**VICE-PRESIDENT FOR RESEARCH**  
**September 2003**  
**Part V of V--GENERAL COLLEGE ACTIVITY**

DATE: October 17, 2003

		September 2003		September 2002		FISCAL YEAR TO DATE (7/03-9/03)		FISCAL YEAR TO DATE (7/02-9/02)	
		<u>No.</u>	<u>Total Amt.</u>	<u>No.</u>	<u>Total Amt.</u>	<u>No.</u>	<u>Total Amt.</u>	<u>No.</u>	<u>Total Amt.</u>
<b>ARCHITECTURE</b>									
<b>Proposals</b>		1	2,500	0	-	1	2,500	0	-
<b>Awards</b>	Research	0	-	0	-	0	-	1	47,820
	Other	0	-	0	-	1	(4,075)	1	1,370
	Instruction	0	-	0	-	0	-	0	-
	Clinical	0	-	0	-	0	-	0	-
	<b>Totals</b>	0	-	0	-	1	(4,075)	2	49,190
<b>BUSINESS</b>									
<b>Proposals</b>		1	208,670	3	35,827	3	238,670	5	289,822
<b>Awards</b>	Research	0	-	1	2000	4	81,119	1	2,000
	Other	0	-	0	-	0	-	0	-
	Instruction	0	-	0	-	0	-	0	-
	Clinical	0	-	0	-	0	-	0	-
	<b>Totals</b>	0	-	1	2000	4	81,119	1	2,000
<b>EDUCATION</b>									
<b>Proposals</b>		1	303,239	3	1,467,044	4	1,125,710	7	2,547,723
<b>Awards</b>	Research	1	32,930	1	141,357	5	422,524	3	261,731
	Other	0	-	0	-	1	119,685	1	239,000
	Instruction	0	-	1	194,224	5	932,016	3	617,198
	Clinical	0	-	0	-	0	-	0	-
	<b>Totals</b>	1	32,930	2	335,581	11	1,474,225	7	1,117,929
<b>ENGINEERING</b>									
<b>Proposals</b>		25	6,366,730	30	7,949,317	70	25,848,213	66	19,252,261
<b>Awards</b>	Research	27	5,540,002	28	3,276,685	96	15,898,060	100	13,475,442
	Other	5	101,717	5	83,285	10	211,293	9	211,948
	Instruction	2	46,967	0	-	5	97,698	2	175,000
	Clinical	0	-	0	-	0	-	0	-
	<b>Totals</b>	34	5,688,686	33	3,359,970	111	16,207,051	111	13,862,390
<b>FINE ARTS</b>									
<b>Proposals</b>		0	-	1	3,000	0	-	2	22,460
<b>Awards</b>	Research	0	-	0	-	0	-	0	-
	Other	0	-	1	7,500	0	-	2	32,500
	Instruction	0	-	1	22,000	0	-	1	22,000
	Clinical	0	-	0	-	0	-	0	-
	<b>Totals</b>	0	-	2	29,500	0	-	3	54,500



		September 2003		September 2002		FISCAL YEAR TO DATE (7/03-9/03)		FISCAL YEAR TO DATE (7/02-9/02)	
		<u>No.</u>	<u>Total Amt.</u>	<u>No.</u>	<u>Total Amt.</u>	<u>No.</u>	<u>Total Amt.</u>	<u>No.</u>	<u>Total Amt.</u>
<b>GRADUATE SCHOOL</b>									
<i>Proposals</i>		0	-	0	-	0	-	1	37,270
<i>Awards</i>	Research	0	-	0	-	0	-	1	37,270
	Other	0	-	0	-	0	-	0	-
	Instruction	0	-	0	-	0	-	0	-
	Clinical	0	-	0	-	0	-	0	-
	<i>Totals</i>	0	-	0	-	0	-	1	37,270

## HEALTH

<i>Proposals</i>		3	2,410,305	3	216,247	11	4,311,434	6	751,924
<i>Awards</i>	Research	1	30,456	1	13,440	2	45,367	2	18,940
	Other	2	84,329	1	33,226	4	153,721	4	288,779
	Instruction	0	-	0	-	1	57,833	2	81,447
	Clinical	0	-	0	-	0	-	0	-
	<i>Totals</i>	3	114,785	2	46,666	7	256,921	8	389,166

## HUMANITIES

<i>Proposals</i>		4	12,590	4	207,067	9	7,272,411	5	350,067
<i>Awards</i>	Research	0	-	0	-	0	-	2	242,000
	Other	3	1,650	2	108,831	3	1,650	2	108,831
	Instruction	1	24,504	0	-	3	433,504	1	143,000
	Clinical	0	-	0	-	0	-	0	-
	<i>Totals</i>	4	26,154	2	108,831	6	435,154	5	493,831

## LAW

<i>Proposals</i>		1	1,000	0	-	1	1,000	0	-
<i>Awards</i>	Research	0	-	0	-	0	-	0	-
	Other	0	-	0	-	0	-	0	-
	Instruction	0	-	0	-	0	-	0	-
	Clinical	0	-	0	-	0	-	0	-
	<i>Totals</i>	0	-	0	-	0	-	0	-

## MEDICINE

<i>Proposals</i>		74	42,755,362	56	42,646,512	208	107,819,830	145	74,917,580
<i>Awards</i>	Research	44	7,004,929	43	7,002,631	196	32,763,102	181	31,579,116
	Other	22	501,181	15	1,527,018	49	1,986,025	43	3,055,001
	Instruction	5	1,253,356	7	695,161	26	4,019,294	24	2,625,605
	Clinical	14	750,725	13	2,883,074	54	3,766,818	25	3,333,584
	<i>Totals</i>	85	9,510,191	78	12,107,884	325	42,535,239	273	40,593,306

## MINES & EARTH SCIENCES

<i>Proposals</i>		6	4,034,176	18	2,474,778	32	8,778,251	36	7,349,895
<i>Awards</i>	Research	9	353,139	8	249,961	31	1,248,572	27	1,203,690
	Other	2	12,000	2	20,000	9	125,953	8	242,961
	Instruction	0	-	0	-	0	-	0	-
	Clinical	0	-	0	-	0	-	0	-
	<i>Totals</i>	11	365,139	10	269,961	40	1,374,525	35	1,446,651

	September 2003		September 2002		FISCAL YEAR TO DATE (7/03-9/03)		FISCAL YEAR TO DATE (7/02-9/02)	
	<u>No.</u>	<u>Total Amt.</u>	<u>No.</u>	<u>Total Amt.</u>	<u>No.</u>	<u>Total Amt.</u>	<u>No.</u>	<u>Total Amt.</u>
<b>NURSING</b>								
<i>Proposals</i>	4	2,767,828	3	1,100,750	6	3,368,352	4	1,516,557

<i>Awards</i>	Research	4	567,375	2	193,030	7	1,280,381	8	1,094,096
	Other	1	2,000	0	-	2	71,160	0	-
	Instruction	0	-	0	-	2	473,697	0	-
	Clinical	0	-	0	-	0	-	0	-
	<i>Totals</i>	5	569,375	2	193,030	11	1,825,238	8	1,094,096

## PHARMACY

<i>Proposals</i>	12	3,602,601	11	5,779,182	41	18,827,900	24	14,079,869
------------------	----	-----------	----	-----------	----	------------	----	------------

<i>Awards</i>	Research	11	510,511	5	265,609	17	1,440,817	17	1,405,022
	Other	3	150,378	3	125,717	15	672,402	8	556,789
	Instruction	2	109,809	1	27,945	3	129,422	1	27,945
	Clinical	1	24,693	0	-	2	141,921	0	-
	<i>Totals</i>	17	795,391	9	419,271	37	2,384,562	26	1,989,756

## SCIENCE

<i>Proposals</i>	20	16,749,834	25	18,286,102	50	31,670,419	57	32,396,480
------------------	----	------------	----	------------	----	------------	----	------------

<i>Awards</i>	Research	23	5,524,975	19	3,200,117	59	9,159,487	73	9,510,497
	Other	0	-	0	-	1	60,000	2	37,000
	Instruction	0	-	0	-	4	502,712	3	144,212
	Clinical	0	-	0	-	2	8,500	0	-
	<i>Totals</i>	23	5,524,975	19	3,200,117	66	9,730,699	78	9,691,709

## SOCIAL & BEHAVIORAL SCIENCES

<i>Proposals</i>	6	1,803,512	4	1,713,711	22	7,187,712	12	5,276,474
------------------	---	-----------	---	-----------	----	-----------	----	-----------

<i>Awards</i>	Research	6	385,812	1	74,697	19	2,670,909	16	855,212
	Other	1	12,158	2	11,500	5	285,758	6	23,050
	Instruction	0	-	0	-	0	-	1	54,067
	Clinical	0	-	0	-	0	-	0	-
	<i>Totals</i>	7	397,970	3	86,197	24	2,956,667	23	932,329

## SOCIAL WORK

<i>Proposals</i>	0	-	5	758,864	6	3,567,395	8	1,027,818
------------------	---	---	---	---------	---	-----------	---	-----------

<i>Awards</i>	Research	1	863 #	1	(5,558)	10	254,961	1	(5,558)
	Other	3	91,394 #	5	228,722	8	194,136	0	-
	Instruction	0	-	0	-	0	-	11	462,825
	Clinical	0	-	0	-	0	-	0	-
	<i>Totals</i>	4	92,257	6	223,164	18	449,097	12	457,267

## VP FOR ACADEMIC AFFAIRS\*

<i>Proposals</i>	1	35,000	3	109,000	1	35,000	6	149,396
------------------	---	--------	---	---------	---	--------	---	---------

<i>Awards</i>	Research	0	-	0	-	3	14,000	1	8,367
	Other	0	-	1	59,000	4	415,001	5	171,076
	Instruction	0	-	0	-	0	-	0	-
	Clinical	0	-	0	-	0	-	0	-
	<i>Totals</i>	0	-	1	59,000	7	429,001	6	179,443

		September 2003		September 2002		FISCAL YEAR TO DATE (7/03-9/03)		FISCAL YEAR TO DATE (7/02-9/02)	
		<u>No.</u>	<u>Total Amt.</u>	<u>No.</u>	<u>Total Amt.</u>	<u>No.</u>	<u>Total Amt.</u>	<u>No.</u>	<u>Total Amt.</u>
<b>VP FOR ADMINISTRATIVE SERVICES*</b>									
<b>Proposals</b>		0	-	0	-	1	7,330	0	-
<b>Awards</b>	Research	0	-	0	-	0	-	0	-
	Other	0	-	0	-	0	-	0	-
	Instruction	0	-	0	-	0	-	0	-
	Clinical	0	-	0	-	0	-	0	-
	<b>Totals</b>	0	-	0	-	0	-	0	-
<b>VP FOR HEALTH SCIENCES*</b>									
<b>Proposals</b>		10	6,503,453	10	4,601,012	27	33,431,555	22	32,777,009
<b>Awards</b>	Research	13	3,820,257	10	1,887,329	52	16,488,953	68	19,746,286
	Other	1	60,526	6	3,334,922	3	227,684	12	4,377,837
	Instruction	1	24,775	0	-	2	71,775	0	-
	Clinical	2	176,789	3	156,012	5	466,286	7	869,512
	<b>Totals</b>	17	4,082,347	19	5,378,263	62	17,254,698	87	24,993,635
<b>VP FOR RESEARCH*</b>									
<b>Proposals</b>		0	-	1	3,689	2	724,746	2	35,178
<b>Awards</b>	Research	3	213,807	0	-	5	223,807	1	90,075
	Other	2	257,640	2	56,447	3	267,611	9	698,509
	Instruction	0	-	0	-	0	-	0	-
	Clinical	0	-	0	-	0	-	0	-
	<b>Totals</b>	5	471,447	2	56,447	8	491,418	10	788,584
<b>VP FOR STUDENT AFFAIRS &amp; SERVICES*</b>									
<b>Proposals</b>		0	-	0	-	1	25,500	1	15,481
<b>Awards</b>	Research	0	-	1	75,251	1	300,159	1	75,251
	Other	0	-	0	-	2	15,981	2	15,500
	Instruction	0	-	0	-	3	207,655	3	499,365
	Clinical	0	-	0	-	0	-	0	-
	<b>Totals</b>	0	-	1	75,251	6	523,795	6	590,116
<b>VP FOR UNIVERSITY RELATIONS*</b>									
<b>Proposals</b>		3	386,134	0	-	4	886,134	0	-
<b>Awards</b>	Research	0	-	0	-	1	35,133	0	-
	Other	1	26,500	1	4,001	1	26,500	2	69,001
	Instruction	0	-	0	-	0	-	0	-
	Clinical	0	-	0	-	0	-	0	-
	<b>Totals</b>	1	26,500	1	4,001	2	61,633	2	69,001
<b>Totals, Proposals</b>		172	\$87,942,934	180	\$87,352,102	500	\$255,130,062	409	\$192,793,264
<b>Totals, AWARDS</b>		217	\$27,698,147	193	\$25,955,134	746	\$98,466,967	704	\$98,832,169

\* Amounts for Vice-Presidents' Offices may reflect activity by Institutes, Centers & other discrete organizational entities that report directly to their cognizant Vice Presidents, rather than to a College or Graduate School.