



OFFICE OF SPONSORED PROJECTS

DATE: October 17, 2001

TO: J. Bernard Machen
FROM: Raymond F. Gesteland

SUBJECT: 5-Part Monthly Activity Report

Part I of IV--RESEARCH ACTIVITY SUMMARY

	September 2001		September 2000		FISCAL YEAR TO DATE (7/01-9/01)		FISCAL YEAR TO DATE (7/00-9/00)	
	No.	Total Amt.	No.	Total Amt.	No.	Total Amt.	No.	Total Amt.
PROPOSALS*	137	81,757,607	149	78,586,380	405	192,841,485	351	184,172,369
AWARDS								
Research	117	13,497,301	151	15,394,452	512	73,717,512	547	65,060,893
Other	27	724,742	42	2,480,681	71	4,745,965	113	5,379,397
Instruction	12	220,647	18	2,912,121	63	5,465,972	52	5,011,917
Clinical	10	690,113	15	1,278,157	46	3,578,397	45	3,140,234
SUBTOTALS	166	15,132,803	226	22,065,411	692	87,507,846	757	78,592,441
Fellowships & Financial Aids		214,707		262,383		1,892,548		1,105,268
ALL AWARD TOTALS		\$ 15,347,510		\$ 22,327,794		\$ 89,400,394		\$ 79,697,709

Raymond F. Gesteland
 Raymond F. Gesteland
 Vice-President for Research

- cc: Coralie Alder
- Michael T. Benson
- A. Lorris Betz
- Paul Brinkman
- Lynne U. Chronister
- Arnold B. Combe
- Fred C. Esplin
- Cecelia H. Foxley
- John G. Francis
- Raymond F. Gesteland
- Peter L. Goss
- W. Ralph Hardy
- Jerry Kaplan
- Nancy Lyon
- J. Michael Mattsson
- Barbara K. Nielsen
- David W. Pershing
- Ronald J. Pugmire
- Lee Siegel

OFFICE OF THE VICE PRESIDENT FOR RESEARCH

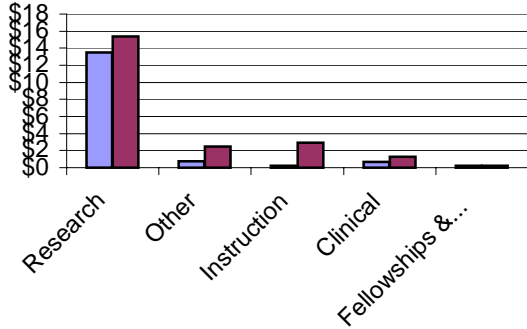
201 S PRESIDENTS CIRCLE RM 210
 SALT LAKE CITY, UTAH 84112-9011

(801) 581-7236
 FAX: (801) 585-6212

Part I of V Summary of University Research Activity September 2001

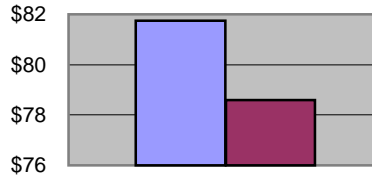
September 2001 vs. September 2000

Awards, In Millions



■ Awards This Month
■ Awards, Same Month Last Year

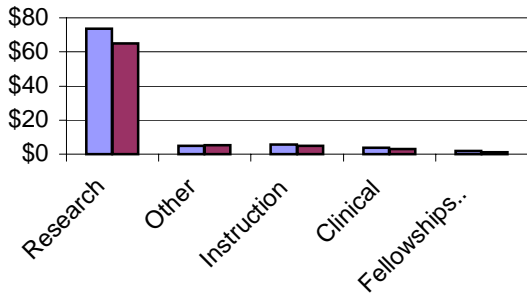
Proposals, In Millions



■ All Proposals, This Month
■ All Proposals, Same Month Last Year

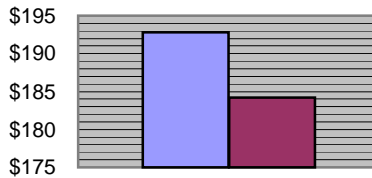
FYTD September 2001 vs. FYTD September 2000

Awards, In Millions



■ Awards, This Fiscal Year To Date
■ Awards, Same Month Last Fiscal Year To Date

Proposals, In Millions



■ All Proposals, This Fiscal Year To Date
■ All Proposals, Last Fiscal Year To Date

VICE-PRESIDENT FOR RESEARCH
September 2001
Part II of V--PROPOSALS AND AWARDS OVER \$2 MILLION

DATE: October 17, 2001

PROPOSALS

	<i>Department</i>	<i>Sponsor Name</i>	<i>Proposal Title</i>	<i>Start Date</i>	<i>End Date</i>	<i>Total Amount</i>
Medicine						
Lainhart,Janet E	Psychiatry	PHS/Public Health Service Natl Inst Child Hlth Huma	Psychopathology In Children With Developmental Disorders.	7/1/02	6/30/07	\$3,028,354
Science						
Taylor,P Craig	Physics	NSF/Natl Science Fndn	Center For Organic Molecular Electronic Materials.	9/1/01	8/31/06	\$6,649,803
VP/Health Sciences						
Kushner,James P	Huntsman Cancer Institute	PHS/Prime Flow Thru Univ of Washington	Hemochromatosis Modifier Genes.	7/1/02	6/30/07	\$2,146,075

AWARDS

<i>Department</i>	<i>Sponsor Name</i>	<i>Proposal Title</i>	<i>Start Date</i>	<i>End Date</i>	<i>Total Amount</i>
-------------------	---------------------	-----------------------	-------------------	-----------------	---------------------

There were no awards for over \$2 Million for September, 2001.

VICE-PRESIDENT FOR RESEARCH
September 2001
Part III of IV--AWARDS BY SPONSOR

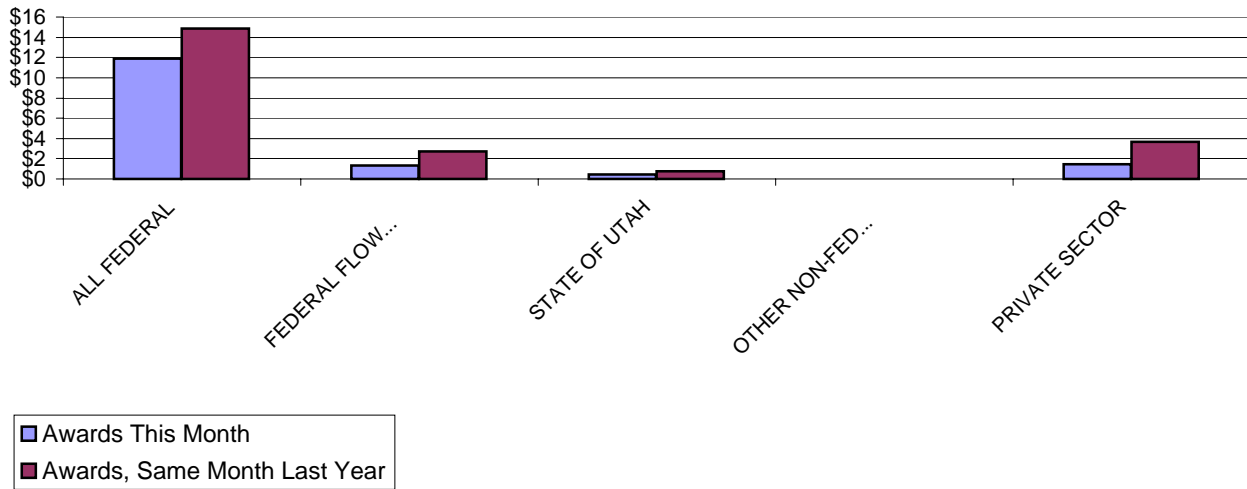
DATE: October 17, 2001

	September 2001		September 2000		FISCAL YEAR TO DATE (7/01-9/01)		FISCAL YEAR TO DATE (7/00-9/00)	
	<u>No.</u>	<u>Total Amt.</u>	<u>No.</u>	<u>Total Amt.</u>	<u>No.</u>	<u>Total Amt.</u>	<u>No.</u>	<u>Total Amt.</u>
ALL FEDERAL	77	\$ 11,910,487	112	\$ 14,888,746	293	\$ 55,383,346	311	\$ 44,397,310
<i>Misc. Federal Agencies</i>	2	600,000	1	112,500	5	704,301	3	584,646
Nat'l Aeronaut/Space Adm	3	79,620	0	-	4	101,620	7	318,250
Nat'l Endowmt/Humanitie:	0	-	0	-	3	29,993	0	-
Nat'l Science Foundation	19	3,341,729	13	1,848,145	41	6,430,750	58	7,014,716
US Dept of Agriculture	0	-	0	-	3	363,530	3	26,380
US Dept of Commerce	1	92,149	2	143,371	2	157,349	2	143,371
US Dept of Defense	2	60,189	6	499,130	5	174,712	13	968,104
US Dept of Education	2	174,556	1	374,000	10	1,567,583	5	937,412
US Dept of Energy	5	970,312	7	1,047,830	21	4,020,214	20	1,906,859
US Dept of the Interior	4	79,999	1	2,500	6	243,895	5	136,890
US Dept of Transportation	0	-	1	91,487	0	-	1	91,487
US Environmental Prot Agc	0	-	1	65,000	1	5,000	5	258,991
US Health & Human Servs	39	6,511,933	79	10,704,783	192	41,584,399	189	32,010,204
US Veterans Admin	0	-	0	-	0	-	0	-
FEDERAL FLOW-DOWN	22	1,306,148	34	2,714,539	96	4,833,269	96	5,197,680
STATE OF UTAH	16	457,417	14	777,688	54	2,623,259	41	2,503,312
OTHER NON-FED GOVT.	2	26,000	2	47,100	2	26,000	5	310,836
PRIVATE SECTOR	49	1,432,751	64	3,637,338	247	24,641,972	304	26,183,303
Commercial Sponsors	32	1,043,606	40	2,813,809	121	6,748,238	117	7,060,208
Not-For-Profit Sponsors	17	389,145	24	823,529	126	17,893,734	187	19,123,095
GRAND TOTALS	166	\$ 15,132,803	226	\$ 22,065,411	692	\$ 87,507,846	757	\$ 78,592,441

Part III of V Summary of Awards by Sponsor September 2001

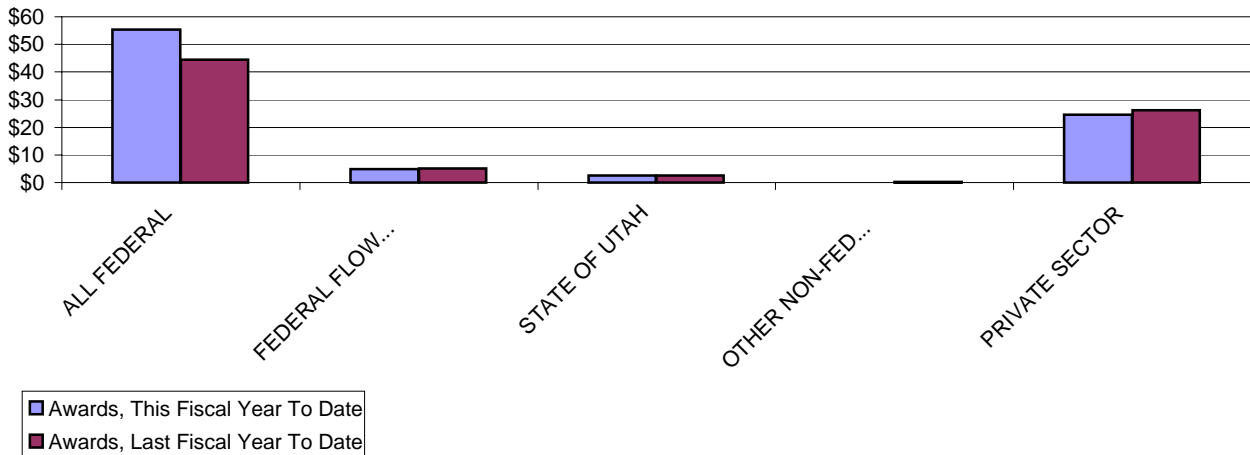
September 2001 vs. September 2000

Awards, In Millions



FYTD September 2001 vs. FYTD September 2000

Awards, In Millions



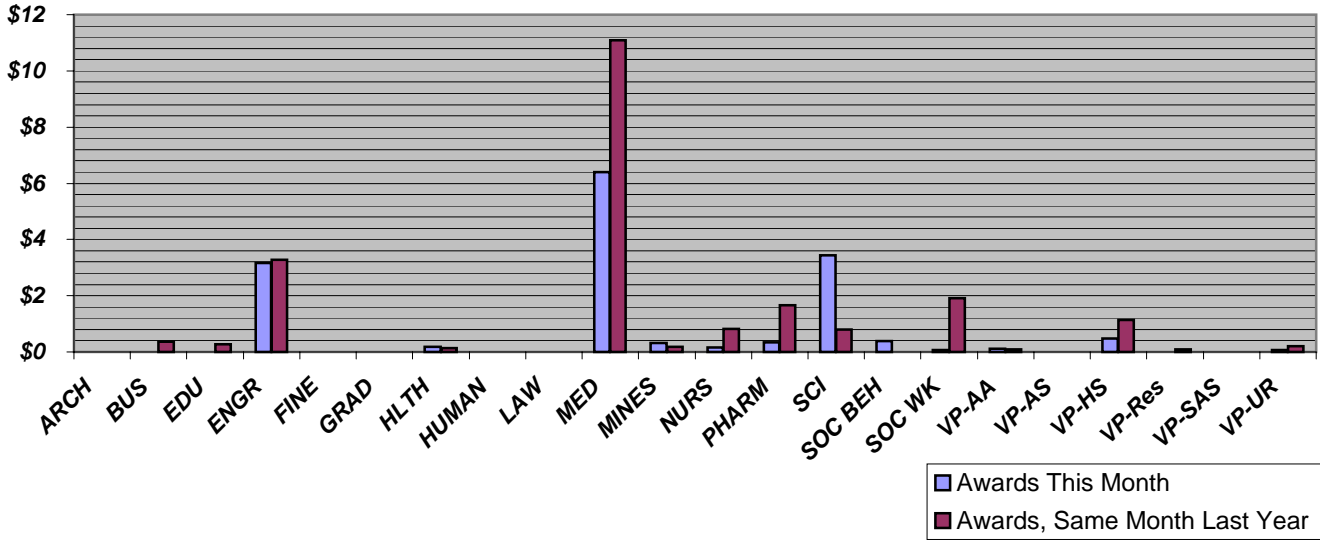
VICE-PRESIDENT FOR RESEARCH
September 2001
Part IV of V--AWARDS BY COLLEGE

DATE: October 17, 2001

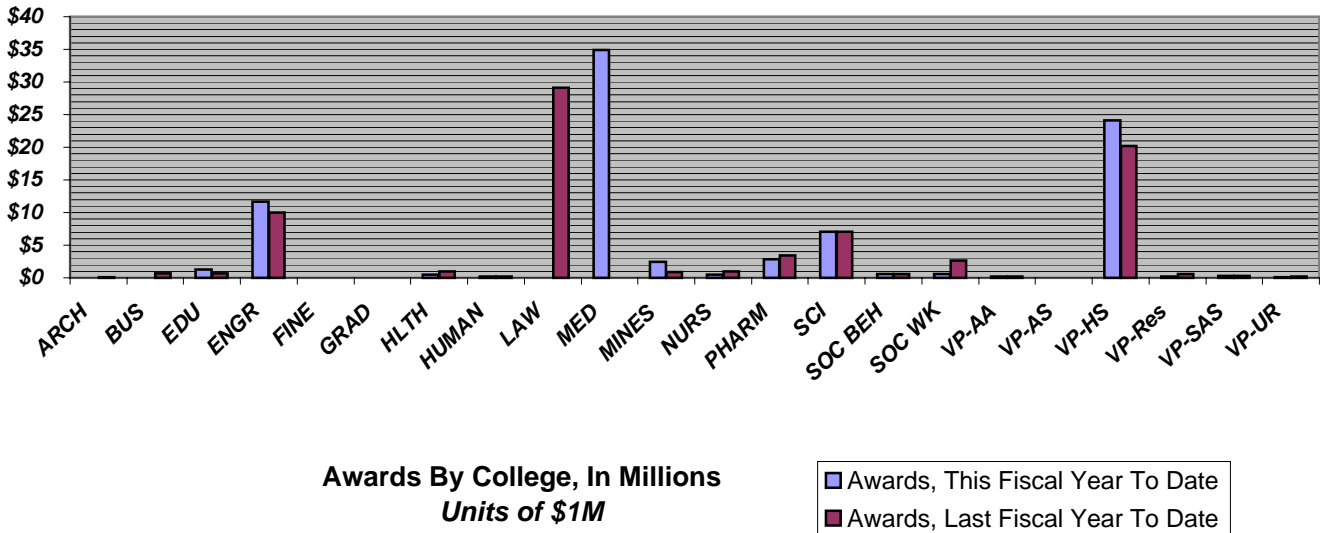
	September 2001		September 2000		FISCAL YEAR TO DATE (7/01-9/01)		FISCAL YEAR TO DATE (7/00-9/00)	
	<i>No.</i>	<i>Total Amt.</i>	<i>No.</i>	<i>Total Amt.</i>	<i>No.</i>	<i>Total Amt.</i>	<i>No.</i>	<i>Total Amt.</i>
ARCHITECTURE	0	-	1	1,800	0	-	3	69,010
BUSINESS	0	-	1	374,000	0	-	4	668,286
EDUCATION	0	-	3	269,650	7	1,271,270	8	730,552
ENGINEERING	34	3,171,662	33	3,277,513	116	11,640,795	99	9,957,572
FINE ARTS	0	-	0	-	1	-	0	-
GRADUATE SCHOOL	0	-	2	6,000	1	17,940	2	6,000
HEALTH	2	185,953	7	128,619	9	500,339	11	984,293
HUMANITIES	0	-	0	-	4	212,352	2	180,811
LAW	2	(3,600)	0	-	3	-	0	-
MEDICINE	61	6,388,016	114	11,089,198	260	34,927,093	284	29,070,618
MINES & EARTH SCIENCES	9	329,413	4	171,369	25	2,421,455	18	912,566
NURSING	1	162,670	3	826,497	7	534,946	6	951,392
PHARMACY	8	334,592	14	1,673,409	31	2,836,776	30	3,421,017
SCIENCE	23	3,437,723	10	791,712	62	7,040,512	72	7,022,006
SOCIAL & BEHAVIORAL SCIENCES	7	381,806	2	-87	13	611,233	19	596,185
SOCIAL WORK	3	74,117	8	1,920,636	11	588,226	12	2,614,953
VP/ACADEMIC AFFAIRS	5	117,000	2	81,714	10	226,270	8	205,245
VP/ADMINISTRATIVE SERVICES	0	-	0	-	1	37,500	0	-
VP/HEALTH SCIENCES	8	484,648	15	1,147,033	117	24,102,741	151	20,167,669
VP/RESEARCH	0	-	4	101,948	7	190,110	22	571,402
VP/STUDENT AFFAIRS & SERVICES	1	3,803	0	-	4	278,288	3	258,464
VP/UNIVERSITY RELATIONS	2	65,000	3	204,400	3	70,000	3	204,400
GRAND TOTALS	166	\$15,132,803	226	\$22,065,411	692	\$87,507,846	757	\$78,592,441

Part IV of V
Summary of Awards by College
September 2001

September 2001 vs. September 2000



FYTD September 2001 vs. FYTD September 2000



Awards By College, In Millions
Units of \$1M

VICE-PRESIDENT FOR RESEARCH
September 2001
Part IV of IV--GENERAL COLLEGE ACTIVITY

DATE: October 17, 2001

		September 2001		September 2000		FISCAL YEAR TO DATE (7/01-9/01)		FISCAL YEAR TO DATE (7/00-9/00)	
		<u>No.</u>	<u>Total Amt.</u>	<u>No.</u>	<u>Total Amt.</u>	<u>No.</u>	<u>Total Amt.</u>	<u>No.</u>	<u>Total Amt.</u>
ARCHITECTURE									
Proposals		0	-	1	1,500	0	-	2	4,200
Awards	Research	0	-	0	-	0	-	1	64,510
	Other	0	-	0	-	0	-	1	2,700
	Instruction	0	-	1	1,800	0	-	1	1,800
	Clinical	0	-	0	-	0	-	0	-
	Totals	0	-	1	1,800	0	-	3	69,010
BUSINESS									
Proposals		0	-	0	-	0	-	0	-
Awards	Research	0	-	1	374,000	0	-	4	668,286
	Other	0	-	0	-	0	-	0	-
	Instruction	0	-	0	-	0	-	0	-
	Clinical	0	-	0	-	0	-	0	-
	Totals	0	-	1	374,000	0	-	4	668,286
EDUCATION									
Proposals		1	35000	2	944896	2	491,793	5	1,141,856
Awards	Research	0	-	1	91,443	2	313,431	1	91,443
	Other	0	-	0	-	1	172,000	2	161,960
	Instruction	0	-	2	178,207	4	785,839	5	477,149
	Clinical	0	-	0	-	0	-	0	-
	Totals	0	0	3	269,650	7	1,271,270	8	730,552
ENGINEERING									
Proposals		15	1,177,582	16	4831411	71	10,940,106	53	24,527,019
Awards	Research	32	3,155,897	30	3,228,684	108	11,601,358	89	9,793,830
	Other	1	8,765	1	20,000	5	117,437	8	134,913
	Instruction	1	7,000	2	28,829	3	(78,000)	2	28,829
	Clinical	0	-	0	-	0	-	0	-
	Totals	34	3,171,662	33	3,277,513	116	11,640,795	99	9,957,572
FINE ARTS									
Proposals		0	-	1	3,000	0	-	1	3,000
Awards	Research	0	-	0	-	0	-	0	-
	Other	0	-	0	-	1	-	0	-
	Instruction	0	-	0	-	0	-	0	-
	Clinical	0	-	0	-	0	-	0	-
	Totals	0	-	0	-	1	-	0	-

	<u>No.</u>	September 2001		September 2000		FISCAL YEAR TO DATE (7/01-9/01)		FISCAL YEAR TO DATE (7/00-9/00)	
		<u>Total Amt.</u>	<u>No.</u>	<u>Total Amt.</u>	<u>No.</u>	<u>Total Amt.</u>	<u>No.</u>	<u>Total Amt.</u>	
GRADUATE SCHOOL									
Proposals	0	-	0	-	1	1,406,524	0	-	
Awards									
Research	0	-	0	-	0	-	0	-	
Other	0	-	0	-	0	-	0	-	
Instruction	0	-	2	6,000	1	17,940	2	6,000	
Clinical	0	-	0	-	0	-	0	-	
Totals	0	-	2	6,000	1	17,940	2	6,000	

HEALTH

Proposals	2	1,270,809	3	373,525	10	1,749,449	5	644,185
Awards								
Research	0	-	0	-	2	53,509	3	801,419
Other	2	185,953	7	128,619	6	410,830	7	128,619
Instruction	0	-	0	-	1	36,000	1	54,255
Clinical	0	-	0	-	0	-	0	-
Totals	2	185,953	7	128,619	9	500,339	11	984,293

HUMANITIES

Proposals	1	4,500	3	50,521	4	134,675	4	53,521
Awards								
Research	0	-	0	-	2	206,352	1	170,011
Other	0	-	0	-	1	2,000	0	-
Instruction	0	-	0	-	1	4,000	1	10,800
Clinical	0	-	0	-	0	-	0	-
Totals	0	-	0	-	4	212,352	2	180,811

LAW

Proposals	0	-	0	-	2	74,280	0	-
Awards								
Research	2	(3,600)	0	-	3	-	0	-
Other	0	-	0	-	0	-	0	-
Instruction	0	-	0	-	0	-	0	-
Clinical	0	-	0	-	0	-	0	-
Totals	2	(3,600)	0	-	3	-	0	-

MEDICINE

Proposals	65	46,960,590	78	40,649,638	154	91,352,042	151	68,667,418
Awards								
Research	41	5,476,784	77	8,566,722	169	26,053,195	183	22,989,360
Other	2	38,775	15	567,553	14	2,257,556	38	1,689,521
Instruction	9	184,844	8	830,766	37	3,623,766	24	1,662,364
Clinical	9	687,613	14	1,124,157	40	2,992,576	39	2,729,373
Totals	61	6,388,016	114	11,089,198	260	34,927,093	284	29,070,618

MINES & EARTH SCIENCES

Proposals	3	490,871	1	5,000	27	4,728,883	19	2,526,554
Awards								
Research	7	329,414	3	161,369	18	2,149,478	11	413,030
Other	2	(1)	1	10,000	7	271,977	5	365,545
Instruction	0	-	0	-	0	-	2	133,991
Clinical	0	-	0	-	0	-	0	-
Totals	9	329,413	4	171,369	25	2,421,455	18	912,566

	September 2001		September 2000		FISCAL YEAR TO DATE (7/01-9/01)		FISCAL YEAR TO DATE (7/00-9/00)	
	<u>No.</u>	<u>Total Amt.</u>	<u>No.</u>	<u>Total Amt.</u>	<u>No.</u>	<u>Total Amt.</u>	<u>No.</u>	<u>Total Amt.</u>
NURSING								
Proposals	1	249,969	2	174,596	5	1,449,706	3	324,596
Awards								
Research	1	162,670	2	611,540	6	433,844	5	736,435
Other	0	-	0	-	0	-	0	-
Instruction	0	-	1	214,957	1	101,102	1	214,957
Clinical	0	-	0	-	0	-	0	-
Totals	1	162,670	3	826,497	7	534,946	6	951,392

PHARMACY

Proposals	8	4,449,250	7	8,418,579	21	8,843,289	15	13,093,335
Awards								
Research	3	152,886	9	392,839	23	2,379,349	20	1,826,526
Other	5	181,706	4	1,126,570	7	409,106	7	1,278,135
Instruction	0	-	0	-	0	-	0	-
Clinical	0	-	1	154,000	1	48,321	3	316,356
Totals	8	334,592	14	1,673,409	31	2,836,776	30	3,421,017

SCIENCE

Proposals	21	14,996,532	14	16,384,826	54	31,305,485	38	43,603,716
Awards								
Research	21	3,422,972	10	791,712	57	6,483,445	65	6,692,562
Other	2	14,751	0	-	3	414,751	2	38,000
Instruction	0	-	0	-	2	142,316	5	291,444
Clinical	0	-	0	-	0	-	0	-
Totals	23	3,437,723	10	791,712	62	7,040,512	72	7,022,006

SOCIAL & BEHAVIORAL SCIENCES

Proposals	4	644,470	4	1,132,229	17	6,052,136	15	2,008,110
Awards								
Research	3	295,130	0	0	7	451,329	11	534,707
Other	4	86,676	2	(87)	4	86,676	7	9,651
Instruction	0	-	0	-	2	73,228	1	51,827
Clinical	0	-	0	-	0	-	0	-
Totals	7	381,806	2	(87)	13	611,233	19	596,185

SOCIAL WORK

Proposals	2	89,944	0	-	4	5,696,935	5	1,550,051
Awards								
Research	0	0	2	193,074	1	28,500	2	193,074
Other	2	49,117	4	76,000	4	145,757	7	620,948
Instruction	1	25,000	2	1,651,562	6	413,969	3	1,800,931
Clinical	0	-	0	-	0	-	0	-
Totals	3	74,117	8	1,920,636	11	588,226	12	2,614,953

VP FOR ACADEMIC AFFAIRS*

Proposals	0	-	6	607,700	2	312,968	9	1,038,843
Awards								
Research	0	-	1	79,214	0	-	1	79,214
Other	5	117,000	1	2,500	10	226,270	6	117,031
Instruction	0	-	0	-	0	-	1	9,000
Clinical	0	-	0	-	0	-	0	-
Totals	5	117,000	2	81,714	10	226,270	8	205,245

	September 2001		September 2000		FISCAL YEAR TO DATE (7/01-9/01)		FISCAL YEAR TO DATE (7/00-9/00)	
	<u>No.</u>	<u>Total Amt.</u>	<u>No.</u>	<u>Total Amt.</u>	<u>No.</u>	<u>Total Amt.</u>	<u>No.</u>	<u>Total Amt.</u>
VP FOR ADMINISTRATIVE SERVICES*								
Proposals	0	-	0	-	1	37,500	0	-
Awards								
Research	0	-	0	-	0	-	0	-
Other	0	-	0	-	1	37,500	0	-
Instruction	0	-	0	-	0	-	0	-
Clinical	0	-	0	-	0	-	0	-
Totals	0	-	0	-	1	37,500	0	-
VP FOR HEALTH SCIENCES*								
Proposals	11	9,600,066	5	2,733,577	23	26,319,390	14	19,060,306
Awards								
Research	6	480,148	14	791,355	109	23,429,612	147	19,696,986
Other	1	2,000	1	355,678	2	58,211	1	355,678
Instruction	0	-	0	-	1	77,418	1	25,000
Clinical	1	2,500	0	-	5	537,500	2	90,005
Totals	8	484,648	15	1,147,033	117	24,102,741	151	20,167,669
VP FOR RESEARCH*								
Proposals	2	1,738,045	1	67,200	3	1,809,045	3	672,083
Awards								
Research	0	-	0	-	4	109,110	2	197,000
Other	0	-	4	101,948	3	81,000	19	369,902
Instruction	0	-	0	-	0	-	0	-
Clinical	0	-	0	-	0	-	1	4,500
Totals	0	-	4	101,948	7	190,110	22	571,402
VP FOR STUDENT AFFAIRS & SERVICES*								
Proposals	0	-	2	1,154,243	0	-	4	1,194,637
Awards								
Research	0	-	0	-	0	-	0	-
Other	0	-	0	-	1	14,894	1	14,894
Instruction	1	3,803	0	-	3	263,394	2	243,570
Clinical	0	-	0	-	0	-	0	-
Totals	1	3,803	0	-	4	278,288	3	258,464
VP FOR UNIVERSITY RELATIONS*								
Proposals	1	49,979	3	1,053,939	4	137,279	5	4,058,939
Awards								
Research	1	25,000	1	112,500	1	25,000	1	112,500
Other	1	40,000	2	91,900	1	40,000	2	91,900
Instruction	0	-	0	-	1	5,000	0	-
Clinical	0	-	0	-	0	-	0	-
Totals	2	65,000	3	204,400	3	70,000	3	204,400
Totals, Proposals	137	81,757,607	149	78,586,380	405	192,841,485	351	184,172,369
Totals, AWARDS	166	\$15,132,803	226	\$22,065,411	692	\$87,507,846	757	\$78,592,441

* Amounts for Vice-Presidents' Offices may reflect activity by Institutes, Centers & other discrete organizational entities that report directly to their cognizant Vice Presidents, rather than to a College or Graduate School.