



OFFICE OF SPONSORED PROJECTS


DATE: October 25, 2000

TO: J. Bernard Machen
FROM: Ronald J. Pugmire

SUBJECT: 5-Part Monthly Activity Report

Part I of IV--RESEARCH ACTIVITY SUMMARY

	SEPTEMBER 2000		SEPTEMBER 1999		FISCAL YEAR TO DATE (7/00-9/00)		FISCAL YEAR TO DATE (7/99-9/99)	
	<i>No.</i>	<i>Total Amt.</i>	<i>No.</i>	<i>Total Amt.</i>	<i>No.</i>	<i>Total Amt.</i>	<i>No.</i>	<i>Total Amt.</i>
PROPOSALS*	149	\$ 78,316,920	152	\$ 69,619,054	351	\$ 183,902,909	349	\$ 152,815,672
AWARDS								
Research	151	\$15,394,452	119	\$16,669,925	548	\$65,095,893	432	\$75,033,369
Other	42	2,480,681	43	2,245,991	112	5,344,397	92	7,270,678
Instruction	18	2,912,121	21	1,581,434	52	5,011,917	76	5,171,461
Clinical	15	1,278,157	11	1,148,608	45	3,140,234	33	2,920,549
SUBTOTALS	226	22,065,411	194	21,645,958	757	78,592,441	633	90,396,057
Fellowships & Financial Aids		262,383		109,437		1,105,268		488,475
ALL AWARD TOTALS		\$ 22,327,794		\$ 21,755,395		\$ 79,697,709		\$ 90,884,532



Ronald J. Pugmire
Acting Vice-President for Research

- cc: David W. Pershing
- Arnold B. Combe
- Fred C. Esplin
- A. Lorris Betz
- Raymond A. Haeckel
- Barbara K. Nielsen
- W. Ralph Hardy
- Lynne U. Chronister
- J. Michael Mattsson
- Ronald J. Pugmire
- Peter L. Goss
- Jerry Kaplan
- Cecelia H. Foxley
- John G. Francis
- Michael T. Benson

OFFICE OF THE VICE PRESIDENT FOR RESEARCH
201 S PRESIDENTS CIRCLE RM 210
SALT LAKE CITY, UTAH 84112-9011

(801) 581-7236
FAX (801) 585-6212

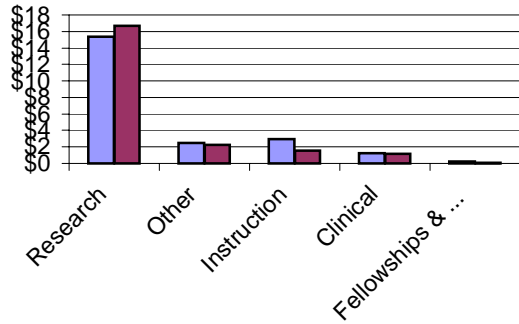
Part I of V

Summary of University Research Activity

September, 2000

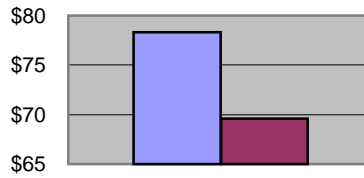
September 2000 vs. September 1999

Awards, In Millions



■ Awards This Month
■ Awards, Same Month Last Year

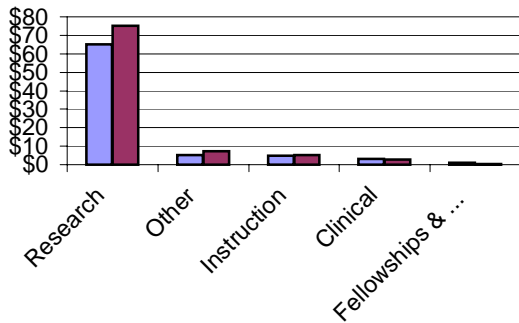
Proposals, In Millions



■ All Proposals, This Month
■ All Proposals, Same Month Last Year

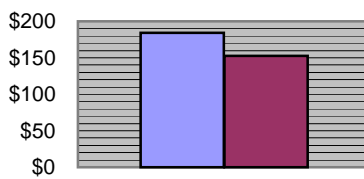
FYTD September 2000 vs. FYTD September 1999

Awards, In Millions



■ Awards, This Fiscal Year To Date
■ Awards, Same Month Last Fiscal Year To Date

Proposals, In Millions



■ All Proposals, This Fiscal Year To Date
■ All Proposals, Last Fiscal Year To Date

VICE-PRESIDENT FOR RESEARCH
SEPTEMBER 2000
Part II of V--PROPOSALS AND AWARDS OVER \$2 MILLION

DATE: October 25, 2000

PROPOSALS

	<i>Department</i>	<i>Sponsor Name</i>	<i>Proposal Title</i>	<i>Start Date</i>	<i>End Date</i>	<i>Total Amount</i>
Engineering						
Tresco,Patrick A	Bioengineering	PHS/Public Health Service	Par-99-009 Functionalizing Biomaterials For Cns Repair.	7/1/01	6/30/05	\$2,177,071
Medicine						
Dart,Dorothy S	Human Genetics	PHS/Public Health Service	Genome Science Education Program.	7/1/01	7/1/06	\$2,158,400
Ries,Kristen	Internal Medicine	DHHS Prog Sup Cnt/Div Acq	Outpatient Early Intervention Services With Respect To Hiv.	1/1/01	12/31/03	\$2,153,883
Slattery,Martha L	Family & Preventive Med	Natl Cancer Institute	Breast Cancer In Mexico.	7/1/01	6/30/05	\$7,786,812
Pharmacy						
Gibb,James W	Pharmacology & Toxicology	Natl Inst Drug Abuse	Differential Effects Of Methamphetamine And Cocaine (Program Project).	9/1/01	8/31/06	\$5,334,534
Science						
Taylor,P Craig	Physics	NSF/Natl Science Fndn	Center For Complex Optical Scattering Phenomena.	8/1/01	7/31/06	\$10,211,950

AWARDS

<i>Department</i>	<i>Sponsor Name</i>	<i>Proposal Title</i>	<i>Start Date</i>	<i>End Date</i>	<i>Total Amount</i>
-------------------	---------------------	-----------------------	-------------------	-----------------	---------------------

There were no awards over \$2 million for September, 2000.

VICE-PRESIDENT FOR RESEARCH
SEPTEMBER 2000
Part III of IV--AWARDS BY SPONSOR

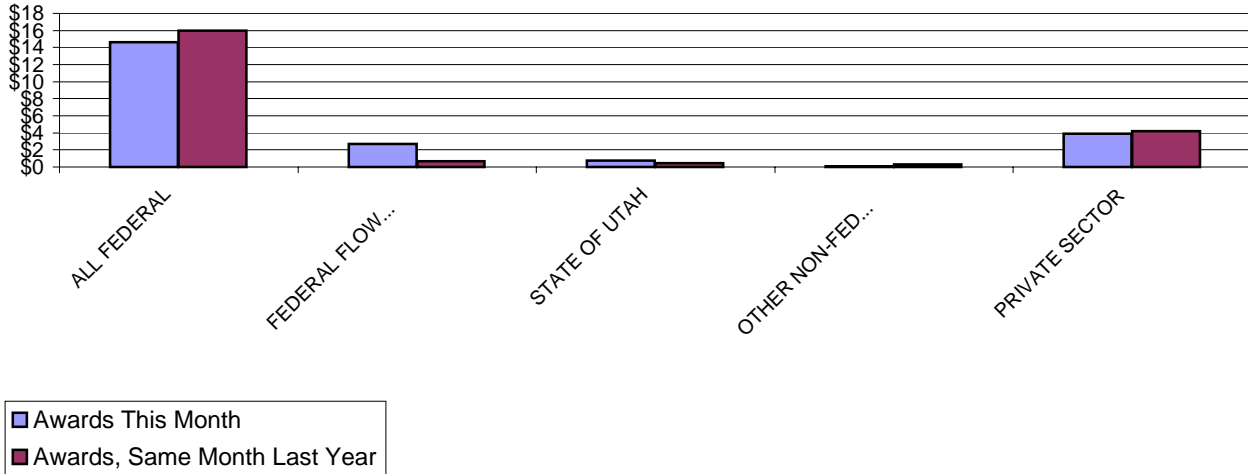
DATE: October 25, 2000

	SEPTEMBER 2000		SEPTEMBER 1999		FISCAL YEAR TO DATE (7/00-9/00)		FISCAL YEAR TO DATE (7/99-9/99)	
	<u>No.</u>	<u>Total Amt.</u>	<u>No.</u>	<u>Total Amt.</u>	<u>No.</u>	<u>Total Amt.</u>	<u>No.</u>	<u>Total Amt.</u>
ALL FEDERAL	111	\$ 14,602,121	86	\$ 16,005,915	309	\$ 44,027,946	271	\$ 42,788,883
<i>Misc. Federal Agencies</i>	1	112,500	2	549,820	3	584,646	5	855,747
Nat'l Aeronaut/Space Adm	0	-	0	-	7	318,250	4	110,290
Nat'l Endowmt/Humanitie:	0	-	1	8,000	0	-	1	8,000
Nat'l Science Foundation	13	1,848,145	12	2,378,967	58	7,014,716	50	6,578,803
US Dept of Agriculture	0	-	3	92,450	3	26,380	5	480,919
US Dept of Commerce	2	143,371	0	-	2	143,371	3	155,081
US Dept of Defense	6	499,130	4	763,078	13	968,104	8	992,128
US Dept of Education	1	374,000	2	63,797	5	937,412	6	730,705
US Dept of Energy	7	1,047,830	6	641,005	20	1,906,859	23	2,266,665
US Dept of the Interior	1	2,500	3	63,801	5	136,890	7	138,801
US Dept of Transportation	1	91,487	2	170,060	2	219,858	2	170,060
US Environmental Prot Agc	1	65,000	0	-	5	258,991	0	-
US Health & Human Servs	78	10,418,158	51	11,274,937	186	31,512,469	157	30,301,684
US Veterans Admin	0	-	0	-	0	-	0	-
FEDERAL FLOW-DOWN	34	2,714,539	19	690,572	96	5,230,419	74	3,910,766
STATE OF UTAH	14	777,688	12	431,384	42	2,553,312	49	1,975,896
OTHER NON-FED GOVT.	2	47,100	6	313,000	5	310,836	14	2,117,248
PRIVATE SECTOR	65	3,923,963	71	4,205,087	305	26,469,928	225	39,603,264
Commercial Sponsors	40	2,813,809	34	2,750,520	117	7,060,208	81	5,533,171
Not-For-Profit Sponsors	25	1,110,154	37	1,454,567	188	19,409,720	144	34,070,093
GRAND TOTALS	226	\$ 22,065,411	194	\$ 21,645,958	757	\$ 78,592,441	633	\$ 90,396,057

Part III of V Summary of Awards by Sponsor September, 2000

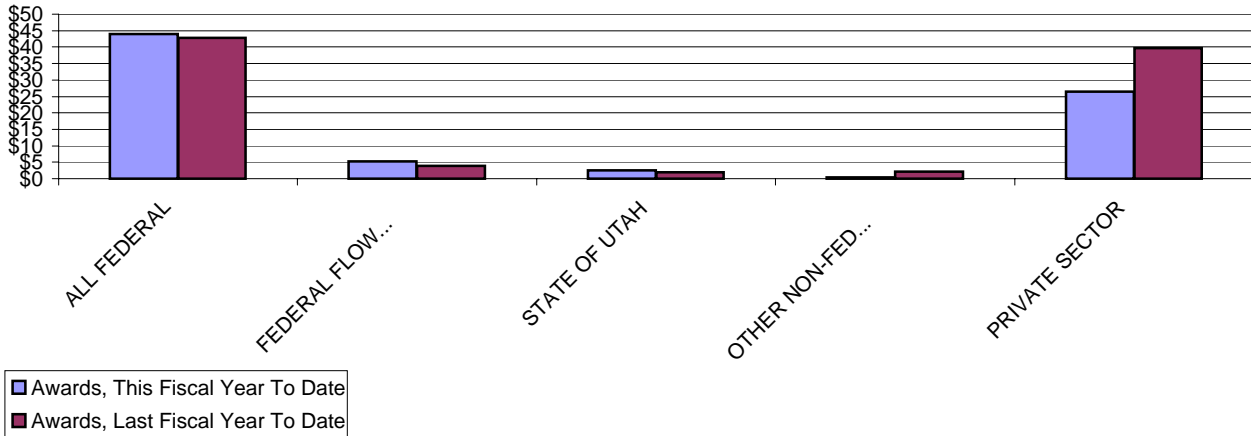
September 2000 vs. September 1999

Awards, In Millions



FYTD September 2000 vs. FYTD September 1999

Awards, In Millions



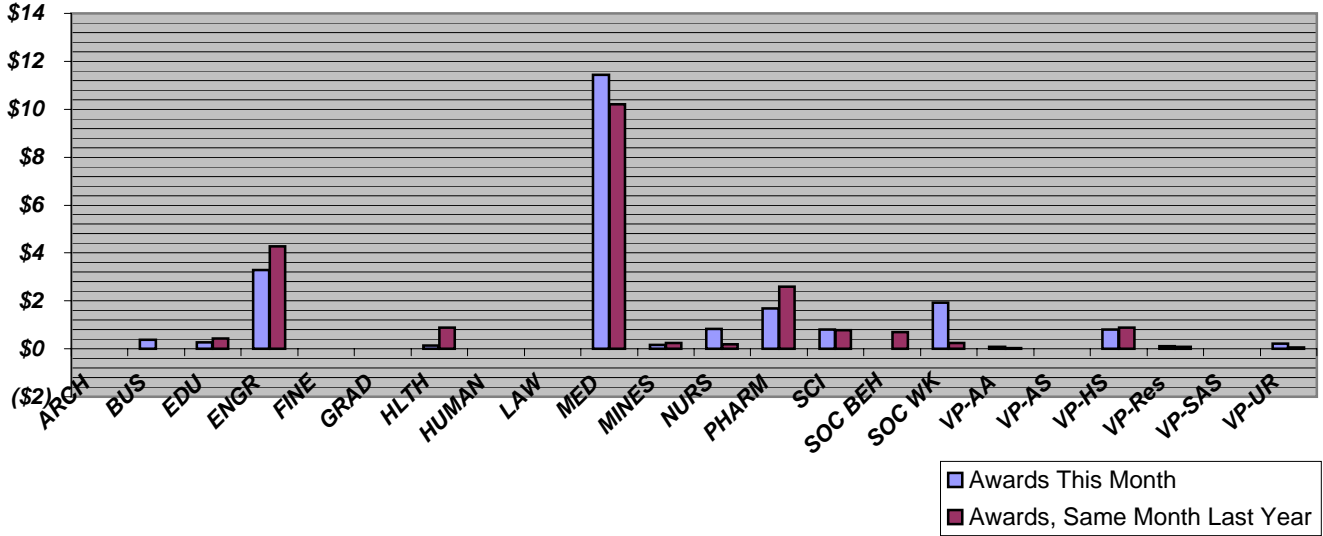
VICE-PRESIDENT FOR RESEARCH
SEPTEMBER 2000
Part IV of V--AWARDS BY COLLEGE

DATE: October 25, 2000

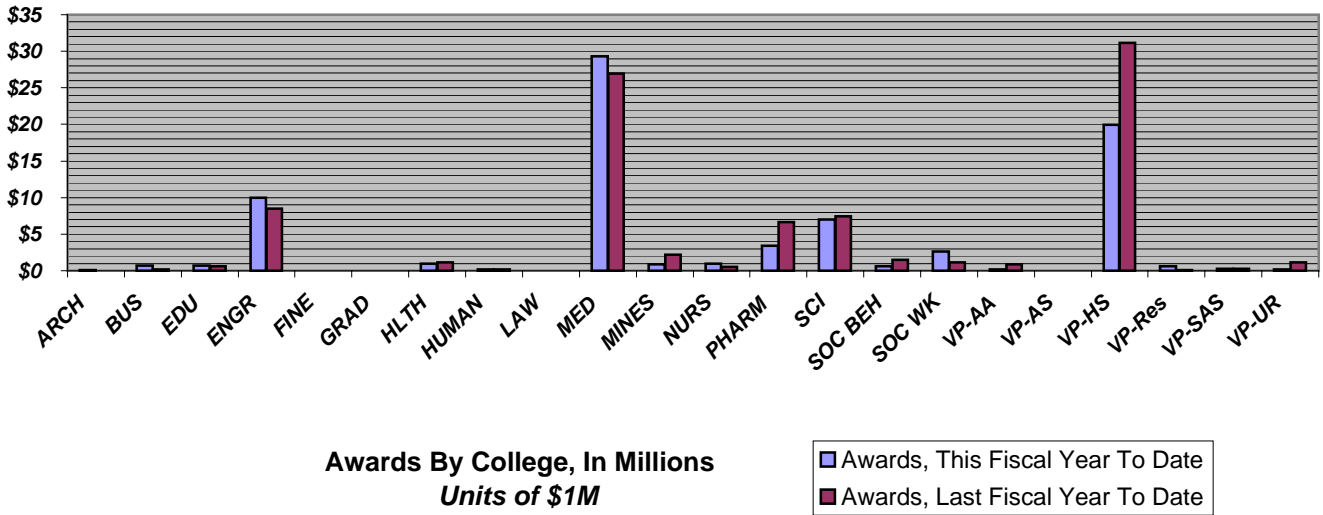
	SEPTEMBER 2000		SEPTEMBER 1999		FISCAL YEAR TO DATE (7/00-9/00)		FISCAL YEAR TO DATE (7/99-9/99)	
	<u>No.</u>	<u>Total Amt.</u>	<u>No.</u>	<u>Total Amt.</u>	<u>No.</u>	<u>Total Amt.</u>	<u>No.</u>	<u>Total Amt.</u>
ARCHITECTURE	1	1,800	0	-	3	69,010	0	-
BUSINESS	1	374,000	0	-	4	668,286	10	158,291
EDUCATION	3	269,650	4	437,770	8	730,552	6	607,601
ENGINEERING	33	3,277,513	32	4,289,345	99	9,957,572	86	8,498,469
FINE ARTS	0	-	1	8,000	0	-	1	8,000
GRADUATE SCHOOL	2	6,000	0	-	2	6,000	0	-
HEALTH	7	128,619	5	880,404	11	984,293	9	1,127,502
HUMANITIES	0	-	0	-	2	180,811	3	195,960
LAW	0	-	0	-	0	-	0	-
MEDICINE	117	11,438,415	93	10,214,550	285	29,295,930	241	26,990,528
MINES & EARTH SCIENCES	4	171,369	6	245,118	18	912,566	33	2,212,595
NURSING	3	826,497	4	199,679	6	951,392	7	481,688
PHARMACY	14	1,673,409	9	2,592,583	30	3,421,017	32	6,668,017
SCIENCE	10	791,712	10	765,106	72	7,022,006	58	7,429,831
SOCIAL & BEHAVIORAL SCIENCES	2	(87)	7	695,588	19	596,185	22	1,459,379
SOCIAL WORK	8	1,920,636	4	252,029	12	2,614,953	12	1,116,446
VP/ACADEMIC AFFAIRS	2	81,714	3	38,001	8	205,245	11	844,014
VP/ADMINISTRATIVE SERVICES	0	-	0	-	0	-	0	-
VP/HEALTH SCIENCES	12	797,816	8	882,965	150	19,942,357	90	31,154,883
VP/RESEARCH	4	101,948	7	95,000	22	571,402	7	95,000
VP/STUDENT AFFAIRS & SERVICES	0	-	0	-	3	258,464	2	237,990
VP/UNIVERSITY RELATIONS	3	204,400	1	49,820	3	204,400	3	1,109,863
GRAND TOTALS	226	\$22,065,411	194	\$21,645,958	757	\$78,592,441	633	\$90,396,057

Part IV of V Summary of Awards by College September, 2000

September 2000 vs. September 1999



FYTD September 2000 vs. FYTD September 1999



**Awards By College, In Millions
Units of \$1M**

■ Awards, This Fiscal Year To Date
■ Awards, Last Fiscal Year To Date

VICE-PRESIDENT FOR RESEARCH
SEPTEMBER 2000
Part IV of IV--GENERAL COLLEGE ACTIVITY

DATE: October 25, 2000

		SEPTEMBER 2000		SEPTEMBER 1999		FISCAL YEAR TO DATE (7/00-9/00)		FISCAL YEAR TO DATE (7/99-9/99)	
		<u>No.</u>	<u>Total Amt.</u>	<u>No.</u>	<u>Total Amt.</u>	<u>No.</u>	<u>Total Amt.</u>	<u>No.</u>	<u>Total Amt.</u>
ARCHITECTURE									
Proposals		1	1,500	0	-	2	4,200	0	-
Awards	Research	0	-	0	-	1	64,510	0	-
	Other	0	-	0	-	1	2,700	0	-
	Instruction	1	1,800	0	-	1	1,800	0	-
	Clinical	0	-	0	-	0	-	0	-
	Totals	1	1,800	0	-	3	69,010	0	-
BUSINESS									
Proposals		0	-	0	-	0	-	1	25,000
Awards	Research	1	374,000	0	-	4	668,286	2	58,291
	Other	0	-	0	-	0	-	0	-
	Instruction	0	-	0	-	0	-	8	100,000
	Clinical	0	-	0	-	0	-	0	-
	Totals	1	374,000	0	-	4	668,286	10	158,291
EDUCATION									
Proposals		2	944,896	3	606,208	5	1,141,856	5	1,074,178
Awards	Research	1	91,443	1	39,770	1	91,443	1	39,770
	Other	0	-	1	200,000	2	161,960	1	200,000
	Instruction	2	178,207	2	198,000	5	477,149	4	367,831
	Clinical	0	-	0	-	0	-	0	-
	Totals	3	269,650	4	437,770	8	730,552	6	607,601
ENGINEERING									
Proposals		16	4,831,411	22	5,454,415	53	24,527,019	64	20,445,463
Awards	Research	30	3,228,684	29	4,225,045	90	9,828,830	73	8,239,174
	Other	1	20,000	2	39,300	7	99,913	9	174,719
	Instruction	2	28,829	1	25,000	2	28,829	4	84,576
	Clinical	0	-	0	-	0	-	0	-
	Totals	33	3,277,513	32	4,289,345	99	9,957,572	86	8,498,469
FINE ARTS									
Proposals		1	3,000	0	-	1	3,000	0	-
Awards	Research	0	-	0	-	0	-	0	-
	Other	0	-	1	8,000	0	-	1	8,000
	Instruction	0	-	0	-	0	-	0	-
	Clinical	0	-	0	-	0	-	0	-
	Totals	0	-	1	8,000	0	-	1	8,000

		SEPTEMBER 2000		SEPTEMBER 1999		FISCAL YEAR TO DATE (7/00-9/00)		FISCAL YEAR TO DATE (7/99-9/99)	
		<u>No.</u>	<u>Total Amt.</u>	<u>No.</u>	<u>Total Amt.</u>	<u>No.</u>	<u>Total Amt.</u>	<u>No.</u>	<u>Total Amt.</u>
GRADUATE SCHOOL									
Proposals		0	-	0	-	0	-	0	-
Awards	Research	0	-	0	-	0	-	0	-
	Other	0	-	0	-	0	-	0	-
	Instruction	2	6,000	0	-	2	6,000	0	-
	Clinical	0	-	0	-	0	-	0	-
	Totals	2	6,000	0	-	2	6,000	0	-
HEALTH									
Proposals		3	373,525	4	498,752	5	644,185	9	1,096,014
Awards	Research	0	-	2	342,704	3	801,419	3	366,546
	Other	7	128,619	3	537,700	7	128,619	4	607,980
	Instruction	0	-	0	-	1	54,255	2	152,976
	Clinical	0	-	0	-	0	-	0	-
	Totals	7	128,619	5	880,404	11	984,293	9	1,127,502
HUMANITIES									
Proposals		3	50,521	1	4,150	4	53,521	4	214,137
Awards	Research	0	-	0	-	1	170,011	1	3,000
	Other	0	-	0	-	0	-	0	-
	Instruction	0	-	0	-	1	10,800	2	192,960
	Clinical	0	-	0	-	0	-	0	-
	Totals	0	-	0	-	2	180,811	3	195,960
LAW									
Proposals		0	-	0	-	0	-	0	-
Awards	Research	0	-	0	-	0	-	0	-
	Other	0	-	0	-	0	-	0	-
	Instruction	0	-	0	-	0	-	0	-
	Clinical	0	-	0	-	0	-	0	-
	Totals	0	-	0	-	0	-	0	-
MEDICINE									
Proposals		78	40,380,178	82	44,131,516	150	68,357,958	144	66,527,645
Awards	Research	80	8,915,939	54	6,982,513	184	23,214,672	146	18,711,751
	Other	15	567,553	16	1,048,200	38	1,689,521	33	2,848,428
	Instruction	8	830,766	12	1,035,229	24	1,662,364	33	2,733,579
	Clinical	14	1,124,157	11	1,148,608	39	2,729,373	29	2,696,770
	Totals	117	11,438,415	93	10,214,550	285	29,295,930	241	26,990,528
MINES & EARTH SCIENCES									
Proposals		1	5,000	5	508,457	19	2,526,554	28	4,341,963
Awards	Research	3	161,369	3	227,703	11	413,030	23	2,050,529
	Other	1	10,000	3	17,415	5	365,545	6	57,384
	Instruction	0	-	0	-	2	133,991	4	104,682
	Clinical	0	-	0	-	0	-	0	-
	Totals	4	171,369	6	245,118	18	912,566	33	2,212,595

		SEPTEMBER 2000		SEPTEMBER 1999		FISCAL YEAR TO DATE (7/00-9/00)		FISCAL YEAR TO DATE (7/99-9/99)	
		<u>No.</u>	<u>Total Amt.</u>	<u>No.</u>	<u>Total Amt.</u>	<u>No.</u>	<u>Total Amt.</u>	<u>No.</u>	<u>Total Amt.</u>
NURSING									
Proposals		2	174,596	5	3,082,850	3	324,596	6	3,291,633
Awards	Research	2	611,540	2	131,027	5	736,435	3	245,718
	Other	0	-	1	15,055	0	-	2	112,979
	Instruction	1	214,957	1	53,597	1	214,957	2	122,991
	Clinical	0	-	0	-	0	-	0	-
	Totals	3	826,497	4	199,679	6	951,392	7	481,688
PHARMACY									
Proposals		7	8,418,579	4	7,306,559	15	13,093,335	9	8,581,217
Awards	Research	9	392,839	8	2,516,083	20	1,826,526	24	5,962,538
	Other	4	1,126,570	1	76,500	7	1,278,135	5	564,200
	Instruction	0	-	0	-	0	-	0	-
	Clinical	1	154,000	0	-	3	316,356	3	141,279
	Totals	14	1,673,409	9	2,592,583	30	3,421,017	32	6,668,017
SCIENCE									
Proposals		14	16,384,826	11	3,775,283	38	43,603,716	37	11,099,302
Awards	Research	10	791,712	9	734,527	65	6,692,562	52	6,906,156
	Other	0	-	0	-	2	38,000	1	400,000
	Instruction	0	-	1	30,579	5	291,444	5	123,675
	Clinical	0	-	0	-	0	-	0	-
	Totals	10	791,712	10	765,106	72	7,022,006	58	7,429,831
SOCIAL & BEHAVIORAL SCIENCES									
Proposals		4	1,132,229	4	1,273,857	15	2,008,110	11	1,639,616
Awards	Research	0	-	4	630,588	11	534,707	11	1,195,518
	Other	2	(87)	2	45,000	7	9,651	8	172,711
	Instruction	0	-	1	20,000	1	51,827	3	91,150
	Clinical	0	-	0	-	0	-	0	-
	Totals	2	(87)	7	695,588	19	596,185	22	1,459,379
SOCIAL WORK									
Proposals		0	-	3	2,912,042	5	1,550,051	4	3,590,936
Awards	Research	2	193,074	1	33,000	2	193,074	5	284,395
	Other	4	76,000	0	-	7	620,948	0	-
	Instruction	2	1,651,562	3	219,029	3	1,800,931	7	832,051
	Clinical	0	-	0	-	0	-	0	-
	Totals	8	1,920,636	4	252,029	12	2,614,953	12	1,116,446
VP FOR ACADEMIC AFFAIRS*									
Proposals		6	607,700	4	33,450	9	1,038,843	14	1,560,164
Awards	Research	1	79,214	0	-	1	79,214	1	600
	Other	1	2,500	3	38,001	6	117,031	10	843,414
	Instruction	0	-	0	-	1	9,000	0	-
	Clinical	0	-	0	-	0	-	0	-
	Totals	2	81,714	3	38,001	8	205,245	11	844,014

		SEPTEMBER 2000		SEPTEMBER 1999		FISCAL YEAR TO DATE (7/00-9/00)		FISCAL YEAR TO DATE (7/99-9/99)	
		<u>No.</u>	<u>Total Amt.</u>	<u>No.</u>	<u>Total Amt.</u>	<u>No.</u>	<u>Total Amt.</u>	<u>No.</u>	<u>Total Amt.</u>
VP FOR ADMINISTRATIVE SERVICES*									
Proposals		0	-	1	5,115	0	-	1	5,115
Awards	Research	0	-	0	-	0	-	0	-
	Other	0	-	0	-	0	-	0	-
	Instruction	0	-	0	-	0	-	0	-
	Clinical	0	-	0	-	0	-	0	-
	Totals	0	-	0	-	0	-	0	-
VP FOR HEALTH SCIENCES*									
Proposals		5	2,733,577	0	-	15	19,100,306	5	28,205,345
Awards	Research	11	442,138	6	806,965	146	19,471,674	86	30,960,383
	Other	1	355,678	2	76,000	1	355,678	2	76,000
	Instruction	0	-	0	-	1	25,000	1	36,000
	Clinical	0	-	0	-	2	90,005	1	82,500
	Totals	12	797,816	8	882,965	150	19,942,357	90	31,154,883
VP FOR RESEARCH*									
Proposals		1	67,200	0	-	3	672,083	1	6,000
Awards	Research	0	-	0	-	2	197,000	0	-
	Other	4	101,948	7	95,000	19	369,902	7	95,000
	Instruction	0	-	0	-	0	-	0	-
	Clinical	0	-	0	-	1	4,500	0	-
	Totals	4	101,948	7	95,000	22	571,402	7	95,000
VP FOR STUDENT AFFAIRS & SERVICES*									
Proposals		2	1,154,243	2	5,000	4	1,194,637	3	30,500
Awards	Research	0	-	0	-	0	-	1	9,000
	Other	0	-	0	-	1	14,894	0	-
	Instruction	0	-	0	-	2	243,570	1	228,990
	Clinical	0	-	0	-	0	-	0	-
	Totals	0	-	0	-	3	258,464	2	237,990
VP FOR UNIVERSITY RELATIONS*									
Proposals		3	1,053,939	1	21,400	5	4,058,939	3	1,081,444
Awards	Research	1	112,500	0	-	1	112,500	0	-
	Other	2	91,900	1	49,820	2	91,900	3	1,109,863
	Instruction	0	-	0	-	0	-	0	-
	Clinical	0	-	0	-	0	-	0	-
	Totals	3	204,400	1	49,820	3	204,400	3	1,109,863
Totals, Proposals		149	78,316,920	152	69,619,054	351	183,902,909	349	152,815,672
Totals, AWARDS		226	\$22,065,411	194	\$21,645,958	757	\$78,592,441	633	\$90,396,057

* Amounts for Vice-Presidents' Offices may reflect activity by Institutes, Centers & other discrete organizational entities that report directly to their cognizant Vice Presidents, rather than to a College or Graduate School.