

DATE: September 26, 2005

TO: Michael K. Young  
FROM: Raymond F. Gesteland

SUBJECT: 6-Part Monthly Activity Report

**Part I of VI--RESEARCH ACTIVITY SUMMARY**

|   | August<br>2005 |                      | August<br>2004 |                      | FISCAL<br>YEAR TO DATE<br>(7/05-8/05) |                       | FISCAL<br>YEAR TO DATE<br>(7/04-8/04) |                       |
|---|----------------|----------------------|----------------|----------------------|---------------------------------------|-----------------------|---------------------------------------|-----------------------|
|   | <u>No.</u>     | <u>Total Amt.</u>    | <u>No.</u>     | <u>Total Amt.</u>    | <u>No.</u>                            | <u>Total Amt.</u>     | <u>No.</u>                            | <u>Total Amt.</u>     |
| <b>AWARDS</b>                               |                |                      |                |                      |                                       |                       |                                       |                       |
| Research                                    | 175            | \$19,835,572         | 177            | \$31,415,526         | 341                                   | \$44,382,617          | 362                                   | \$63,081,634          |
| Other                                       | 43             | 4,296,167            | 61             | 6,173,665            | 94                                    | 11,489,677            | 111                                   | 10,992,540            |
| Instruction                                 | 14             | 1,406,943            | 16             | 2,255,512            | 45                                    | 4,285,035             | 43                                    | 6,490,184             |
| Clinical                                    | 28             | 1,135,168            | 28             | 1,048,739            | 39                                    | 1,688,738             | 56                                    | 1,892,448             |
| <b>SUBTOTALS</b>                            | <b>260</b>     | <b>26,673,850</b>    | <b>282</b>     | <b>40,893,442</b>    | <b>519</b>                            | <b>61,846,067</b>     | <b>572</b>                            | <b>82,456,806</b>     |
| <b>Fellowships &amp;<br/>Financial Aids</b> |                | 202,479              |                | 156,415              |                                       | 1,482,669             |                                       | 1,673,783             |
| <b>ALL AWARD TOTALS</b>                     |                | <b>\$ 26,876,329</b> |                | <b>\$ 41,049,857</b> |                                       | <b>\$ 63,328,736</b>  |                                       | <b>\$ 84,130,589</b>  |
| <b>PROPOSAL TOTALS*</b>                     | <b>123</b>     | <b>\$ 26,941,814</b> | <b>159</b>     | <b>\$ 78,235,218</b> | <b>263</b>                            | <b>\$ 101,965,776</b> | <b>301</b>                            | <b>\$ 143,970,255</b> |

\* Includes 3 resubmission proposals totaling \$1,122,652 for the current fiscal month, and 12 resubmission proposals totaling \$19,725,895 for the current fiscal year to date.

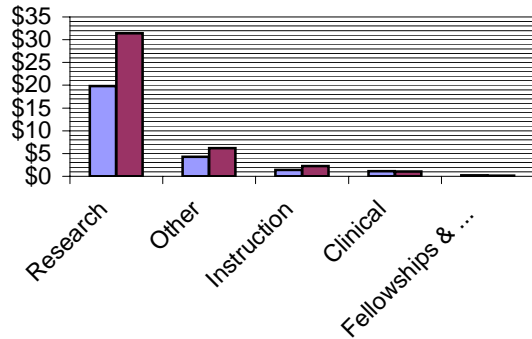
cc: Coralie Alder  
James R. Bardsley  
A. Lorris Betz  
Jeffrey R. Botkin  
Paul Brinkman  
Brian A. Cummings  
Arnold B. Combe  
Fred C. Esplin  
John G. Francis  
Raymond F. Gesteland  
Jerry Kaplan  
Richard E. Kendell  
Elliott C. Kulakowski  
Gary D. Levy  
Nancy Lyon  
J. Michael Mattsson  
Barbara K. Nielsen  
David W. Pershing  
Ronald J. Pugmire  
Lee Siegel  
Laura Snow  
Jeffrey J. West  
Kimberly Wirthlin

**Raymond F. Gesteland**  
Vice-President for Research

## Part I of VI Summary of University Research Activity August 2005

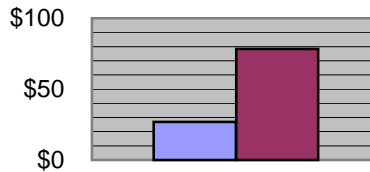
### August 2005 vs. August 2004

**Awards, In Millions**



■ Awards This Month  
■ Awards, Same Month Last Year

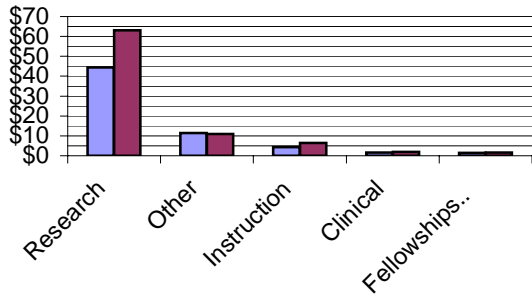
**Proposals, In Millions**



■ All Proposals, This Month  
■ All Proposals, Same Month Last Year

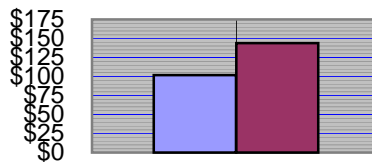
### FYTD August 2005 vs. FYTD August 2004

**Awards, In Millions**



■ Awards, This Fiscal Year To Date  
■ Awards, Same Month Last Fiscal Year To Date

**Proposals, In Millions**



■ All Proposals, This Fiscal Year To Date  
■ All Proposals, Last Fiscal Year To Date

# VICE-PRESIDENT FOR RESEARCH

*August 2005*

## Part II of VI--PROPOSALS AND AWARDS OVER \$1 MILLION

DATE: September 26, 2005

### PROPOSALS

|   | <i>Department</i>                     | <i>Sponsor Name</i>           | <i>Proposal Title</i>  | <i>Start Date</i> | <i>End Date</i> | <i>Total Amount</i> |
|---|---------------------------------------|-------------------------------|--|-------------------|-----------------|---------------------|
| <b>College of Engineering</b>                 |                                       |                               |  |                   |                 |                     |
| Ameel, Timothy A                              | Mechanical Engineering                | NSF/Natl Science Fndn         | Microfluidic Systems Addressing Biological Complexity.   | 8/16/06           | 8/15/11         | \$3,198,046         |
| Smith, Philip J                               | Coll Engr/Dean's Office               | Stanford University           | A Climate-Neutral Coal Power Process.  | 1/1/06            | 12/31/09        | \$1,125,370         |
| <b>School of Medicine</b>                     |                                       |                               |  |                   |                 |                     |
| Bull, David A                                 | Surgery                               | NIH/Natl Institutes of Health | Gene And Cell-Based Therapies For LVAD Patients.   | 7/1/06            | 6/30/11         | \$2,616,250         |
| Gahrng, Lorise C                              | Internal Medicine                     | NIH/Natl Institutes of Health | Age-Related Peripheral Nicotinic Cholinergic Dysfunction In Inflammation.                        | 7/1/06            | 6/30/11         | \$1,308,125         |
| <b>Sr Vice-President for Academic Affairs</b> |                                       |                               |  |                   |                 |                     |
| Parker, Steven G                              | Scientific Computing & Imaging Instit | NSF/Natl Science Fndn         | CRI: A Hierarchical Data Storage System For Large Data Simulation, Comparison And Visualization. | 10/1/05           | 9/30/10         | \$1,439,343         |

### AWARDS

|  | <i>Department</i>         | <i>Sponsor Name</i>  | <i>Award Title</i>                                   | <i>Start Date</i> | <i>End Date</i> | <i>Total Amount</i> |
|--|---------------------------|--|--|-------------------|-----------------|---------------------|
| <b>School of Medicine</b>                    |                           |  |  |                   |                 |                     |
| Hoidal, John R                               | Internal Medicine         | NIH/Natl Heart Lung & Blood Instit                             | Genetics And Consequences Of Nicotine Addiction.     | 9/30/02           | 8/31/07         | \$2,359,864         |
| <b>College of Pharmacy</b>                   |                           |  |  |                   |                 |                     |
| Gibb, James W                                | Pharmacology & Toxicology | NIH/Natl Instit On Drug Abuse                                  | Differential Effects Of Methamphetamine And Cocaine. | 9/1/01            | 5/31/06         | \$1,056,611         |
| <b>College of Social Work</b>                |                           |  |  |                   |                 |                     |
| Harris, Norma J                              | Social Research Institute | Utah Dept Of Human Svcs (Prime HHS/Admin On Childr & Families) | Title IV-E: Training Grant.                          | 8/1/05            | 7/31/06         | \$1,695,349         |
| <b>Sr Vice-President for Health Sciences</b> |                           |  |  |                   |                 |                     |
| Smith, Ken R                                 | Huntsman Cancer Institute | NIH/Natl Instit On Aging                                       | The Utah Study Of Fertility, Longevity And Aging.    | 9/16/03           | 8/31/08         | \$1,183,304         |

**VICE-PRESIDENT FOR RESEARCH**  
*August 2005*  
**Part III of VI--TOP 10 "OTHER" AWARDS**

DATE: September 26, 2005

|                       | <i>Department</i>         | <i>Sponsor Name</i>                                       | <i>Title</i>   | <i>Start Date</i> | <i>End Date</i> | <i>Total Amount</i> |
|-----------------------|---------------------------|---|--|-------------------|-----------------|---------------------|
| Huether, Sue E        | Nursing                   | Utah Dept Of Health                                       | Division Of Juvenile Justice Healthcare Services.                          | 7/1/05            | 6/30/08         | \$725,000           |
| Samore, Matthew H     | Internal Medicine         | AHRQ / Admin On Health Res & Quality                      | Rural Trial Of Clinic Order Entry With Decision Support.                   | 6/23/04           | 8/31/07         | \$509,665           |
| Grant, Claude W       | Phys Med & Rehab          | Utah Dept Of Health                                       | Alcohol And Drug Abuse Clinic.   | 7/1/95            | 6/30/06         | \$243,250           |
| Ries, Kristen         | Internal Medicine         | Utah Dept Of Health (Prime HRSA)                          | Case Management Services.  | 4/1/04            | 3/31/06         | \$183,791           |
| Mann, N Clay          | Pediatrics                | St of Utah / Dept of Health                               | Utah Trauma Data.  | 7/1/03            | 6/30/06         | \$129,000           |
| Crouch, Dennis J      | Pharmacology & Toxicology | Sports Med Res & Test Lab                                 | Sports Medicine Research And Testing Laboratory At The University Of Utah. | 12/15/03          | 11/30/08        | \$166,115           |
| Dutson, Sheryl M      | Pharmaceut & Pharm Chem   | Baxter Healthcare Corp                                    | Guinea Pig Maximization Testing Of Various Medical Devices.                | 7/1/99            | 6/30/06         | \$82,800            |
| Patton, William David | Political Science         | Utah Dept Of Health (Prime DHHS Ctrs Medicare / Medicaid) | University Of Utah Ability 1 For 2 Project.                                | 4/10/05           | 3/31/07         | \$73,124            |
| Tollefson, Derrik R   | Social Research Institute | Utah Dept Of Admin Svcs (Prime DHHS / SAMHSA)             | Evaluation Of Utah's Transformation Of Child And Adolescent Network.       | 5/1/05            | 9/30/06         | \$69,523            |
| Parsons, Bruce V      | Social Research Institute | Utah Dept Of Health                                       | UDART Development.   | 7/1/04            | 6/30/06         | \$64,800            |

**VICE-PRESIDENT FOR RESEARCH**  
**August 2005**  
**Part IV of VI--AWARDS BY SPONSOR**

DATE: September 26, 2005

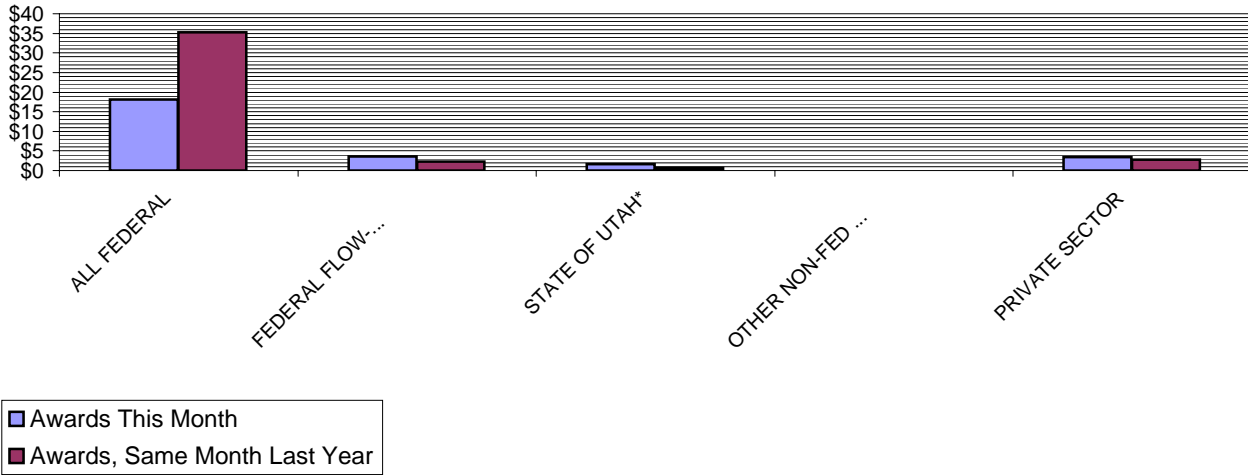
|                               | August<br>2005 |                      | August<br>2004 |                      | FISCAL<br>YEAR TO DATE<br>(7/05-8/05) |                      | FISCAL<br>YEAR TO DATE<br>(7/04-8/04) |                      |
|-------------------------------|----------------|----------------------|----------------|----------------------|---------------------------------------|----------------------|---------------------------------------|----------------------|
|                               | <u>No.</u>     | <u>Total Amt.</u>    | <u>No.</u>     | <u>Total Amt.</u>    | <u>No.</u>                            | <u>Total Amt.</u>    | <u>No.</u>                            | <u>Total Amt.</u>    |
| <b>ALL FEDERAL</b>            | <b>101</b>     | <b>\$ 18,107,197</b> | <b>143</b>     | <b>\$ 35,250,721</b> | <b>197</b>                            | <b>\$ 37,604,159</b> | <b>265</b>                            | <b>\$ 59,078,640</b> |
| <i>Misc. Federal Agencies</i> | 1              | (30,000)             | 1              | 242,953              | 2                                     | 34,730               | 2                                     | 442,676              |
| Nat'l Aeronaut/Space Adm      | 2              | 149,000              | 1              | 22,800               | 2                                     | 149,000              | 1                                     | 22,800               |
| Nat'l Endowmt/Humanities      | 0              | -                    | 0              | -                    | 0                                     | -                    | 0                                     | -                    |
| Nat'l Science Foundation      | 18             | 3,246,835            | 20             | 3,045,040            | 44                                    | 7,550,347            | 37                                    | 6,265,858            |
| US Dept of Agriculture        | 1              | 12,442               | 2              | 331,934              | 1                                     | 12,442               | 3                                     | 344,376              |
| US Dept of Commerce           | 1              | 81,671               | 0              | -                    | 1                                     | 81,671               | 2                                     | 142,530              |
| US Dept of Defense            | 2              | 138,643              | 1              | 389,004              | 7                                     | 894,198              | 3                                     | 763,137              |
| US Dept of Education          | 4              | 652,455              | 3              | 725,813              | 4                                     | 652,455              | 5                                     | 1,031,198            |
| US Dept of Energy             | 5              | 727,109              | 9              | 1,069,059            | 10                                    | 1,342,396            | 15                                    | 1,620,938            |
| US Dept of the Interior       | 4              | 140,582              | 7              | 3,060,204            | 6                                     | 215,582              | 11                                    | 3,151,862            |
| US Dept of Transportation     | 0              | -                    | 0              | -                    | 0                                     | -                    | 2                                     | 54,488               |
| US Environmental Prot Agcy    | 0              | -                    | 5              | 53,765               | 0                                     | -                    | 7                                     | 87,649               |
| US Health & Human Servs       | 62             | 12,945,460           | 93             | 26,270,508           | 117                                   | 26,606,788           | 176                                   | 45,111,487           |
| US Veterans Admin             | 1              | 43,000               | 1              | 39,641               | 3                                     | 64,550               | 1                                     | 39,641               |
| <b>FEDERAL FLOW-DOWN</b>      | <b>44</b>      | <b>3,586,714</b>     | <b>54</b>      | <b>2,229,108</b>     | <b>86</b>                             | <b>5,923,248</b>     | <b>92</b>                             | <b>4,035,974</b>     |
| <b>STATE OF UTAH*</b>         | <b>15</b>      | <b>1,619,843</b>     | <b>17</b>      | <b>650,324</b>       | <b>21</b>                             | <b>1,890,522</b>     | <b>31</b>                             | <b>1,288,559</b>     |
| <b>OTHER NON-FED GOVT.</b>    | <b>1</b>       | <b>1,000</b>         | <b>2</b>       | <b>37,519</b>        | <b>5</b>                              | <b>46,342</b>        | <b>7</b>                              | <b>68,482</b>        |
| <b>PRIVATE SECTOR</b>         | <b>99</b>      | <b>3,359,096</b>     | <b>66</b>      | <b>2,725,770</b>     | <b>210</b>                            | <b>16,381,796</b>    | <b>177</b>                            | <b>17,985,151</b>    |
| Commercial Sponsors           | 70             | 2,111,024            | 44             | 1,760,229            | 124                                   | 3,776,524            | 98                                    | 4,967,224            |
| Not-For-Profit Sponsors       | 29             | 1,248,072            | 22             | 965,541              | 86                                    | 12,605,272           | 79                                    | 13,017,927           |
| <b>GRAND TOTALS</b>           | <b>260</b>     | <b>\$ 26,673,850</b> | <b>282</b>     | <b>\$ 40,893,442</b> | <b>519</b>                            | <b>\$ 61,846,067</b> | <b>572</b>                            | <b>\$ 82,456,806</b> |

\* State of Utah prime source sponsorship only; "Federal Flow-Down" contains Federal flow-down funding through the State.  
Federal flow-down through the State of Utah totaled \$2,284,154 for August 2005, and \$2,862,111 for the Fiscal Year to date as of August 2005.

## Part IV of VI Summary of Awards by Sponsor August 2005

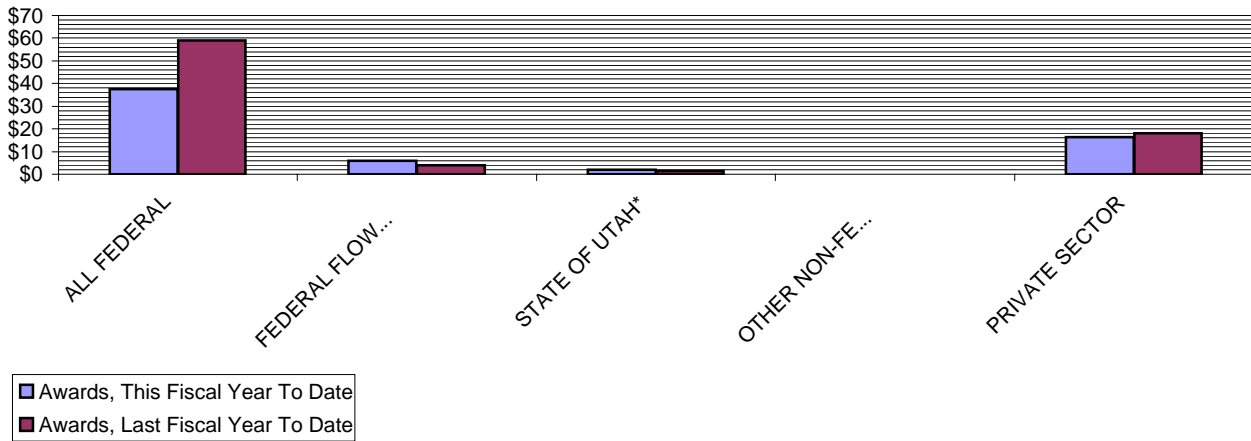
**August 2005 vs. August 2004**

**Awards, In Millions**



**FYTD August 2005 vs. FYTD August 2004**

**Awards, In Millions**



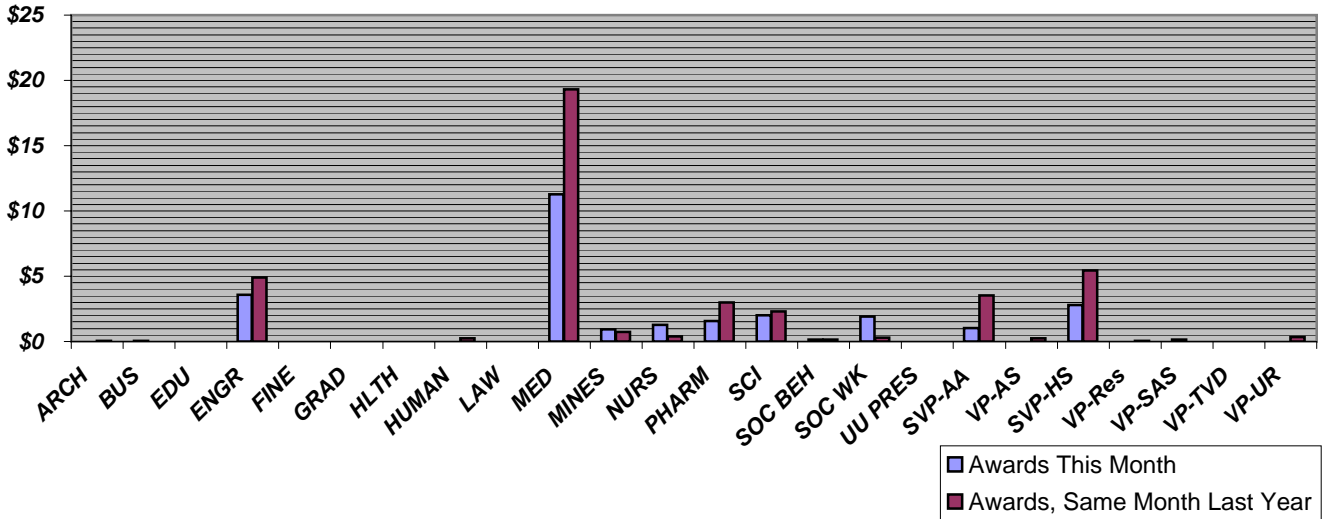
**VICE-PRESIDENT FOR RESEARCH**  
*August 2005*  
**Part V of VI--AWARDS BY COLLEGE**

DATE: September 26, 2005

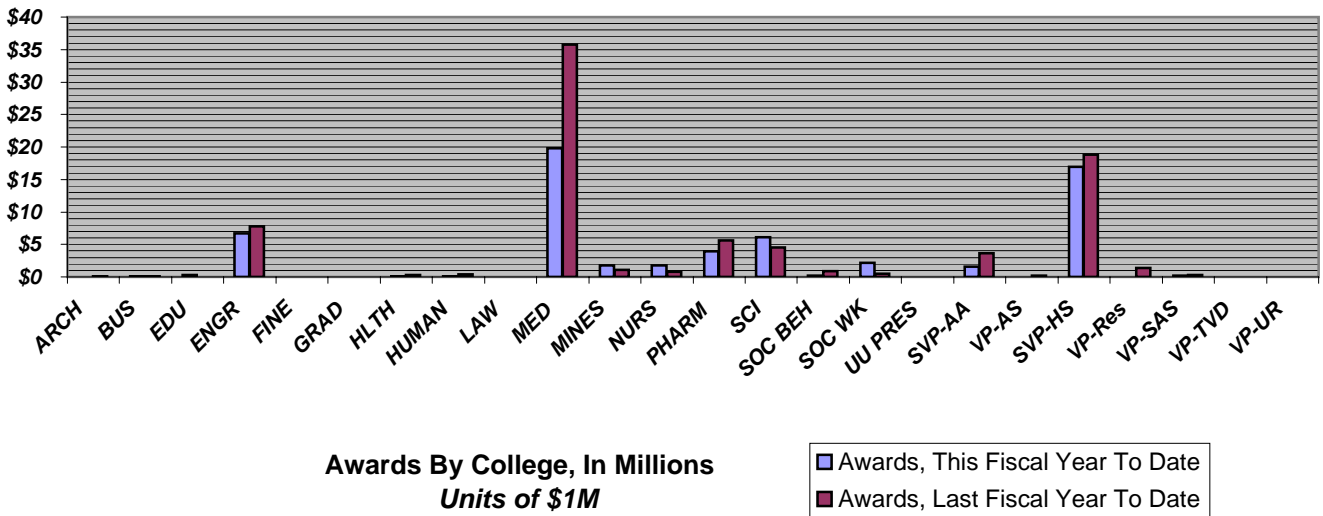
|                               | August<br>2005 |                     | August<br>2004 |                     | FISCAL<br>YEAR TO DATE<br>(7/05-8/05) |                     | FISCAL<br>YEAR TO DATE<br>(7/04-8/04) |                     |
|-------------------------------|----------------|---------------------|----------------|---------------------|---------------------------------------|---------------------|---------------------------------------|---------------------|
|                               | <u>No.</u>     | <u>Total Amt.</u>   | <u>No.</u>     | <u>Total Amt.</u>   | <u>No.</u>                            | <u>Total Amt.</u>   | <u>No.</u>                            | <u>Total Amt.</u>   |
| ARCHITECTURE & PLANNING       | 0              | -                   | 1              | 39,851              | 2                                     | 25,842              | 3                                     | 54,551              |
| BUSINESS                      | 1              | 28,986              | 0              | -                   | 3                                     | 93,352              | 4                                     | 55,669              |
| EDUCATION                     | 1              | 17,000              | 0              | -                   | 4                                     | 337,000             | 0                                     | -                   |
| ENGINEERING                   | 55             | 3,570,062           | 34             | 4,908,871           | 97                                    | 6,651,346           | 64                                    | 7,781,514           |
| FINE ARTS                     | 0              | -                   | 0              | -                   | 1                                     | 900                 | 0                                     | -                   |
| GRADUATE SCHOOL               | 0              | -                   | 0              | -                   | 0                                     | -                   | 0                                     | -                   |
| HEALTH                        | 0              | -                   | 0              | -                   | 3                                     | 128,375             | 6                                     | 281,293             |
| HUMANITIES                    | 1              | 3,350               | 2              | 226,150             | 5                                     | 91,046              | 5                                     | 381,067             |
| LAW                           | 0              | -                   | 0              | -                   | 0                                     | -                   | 1                                     | 7,300               |
| MEDICINE                      | 99             | 11,252,664          | 138            | 19,303,613          | 181                                   | 19,795,912          | 273                                   | 35,759,969          |
| MINES & EARTH SCIENCES        | 18             | 921,138             | 14             | 743,884             | 28                                    | 1,748,038           | 27                                    | 1,125,020           |
| NURSING                       | 4              | 1,274,723           | 2              | 372,828             | 8                                     | 1,820,902           | 5                                     | 803,419             |
| PHARMACY                      | 18             | 1,589,230           | 15             | 2,978,165           | 35                                    | 3,945,830           | 32                                    | 5,599,316           |
| SCIENCE                       | 16             | 2,003,306           | 23             | 2,296,327           | 40                                    | 6,110,091           | 37                                    | 4,498,287           |
| SOCIAL & BEHAVIORAL SCIENCES  | 3              | 127,114             | 11             | 155,720             | 7                                     | 238,781             | 22                                    | 853,846             |
| SOCIAL WORK                   | 9              | 1,892,455           | 5              | 311,057             | 11                                    | 2,195,884           | 7                                     | 483,523             |
| UNIVERSITY PRESIDENT          | 0              | -                   | 0              | -                   | 0                                     | -                   | 0                                     | -                   |
| VP/ACADEMIC AFFAIRS           | 9              | 1,035,736           | 8              | 3,542,313           | 17                                    | 1,561,318           | 11                                    | 3,643,103           |
| VP/ADMINISTRATIVE SERVICES    | 0              | -                   | 2              | 221,265             | 0                                     | -                   | 2                                     | 221,265             |
| VP/HEALTH SCIENCES            | 24             | 2,791,832           | 23             | 5,429,464           | 74                                    | 16,930,196          | 61                                    | 18,846,671          |
| VP/RESEARCH                   | 0              | -                   | 1              | 30,000              | 0                                     | -                   | 5                                     | 1,411,624           |
| VP/STUDENT AFFAIRS & SERVICES | 2              | 166,254             | 0              | -                   | 2                                     | 166,254             | 3                                     | 310,435             |
| VP/TECHNOLOGY VENTURE DEV     | 0              | -                   | 0              | -                   | 0                                     | -                   | 0                                     | -                   |
| VP/UNIVERSITY RELATIONS       | 0              | -                   | 3              | 333,934             | 1                                     | 5,000               | 4                                     | 338,934             |
| <b>GRAND TOTALS</b>           | <b>260</b>     | <b>\$26,673,850</b> | <b>282</b>     | <b>\$40,893,442</b> | <b>519</b>                            | <b>\$61,846,067</b> | <b>572</b>                            | <b>\$82,456,806</b> |

## Part V of VI Summary of Awards by College August 2005

### August 2005 vs. August 2004



### FYTD August 2005 vs. FYTD August 2004



**Awards By College, In Millions**  
*Units of \$1M*

■ Awards, This Fiscal Year To Date  
■ Awards, Last Fiscal Year To Date



**VICE-PRESIDENT FOR RESEARCH**  
**August 2005**  
**Part VI of VI--GENERAL COLLEGE ACTIVITY**

DATE: September 26, 2005

|                                    |               | August<br>2005 |                   | August<br>2004 |                   | FISCAL<br>YEAR TO DATE<br>(7/05-8/05) |                   | FISCAL<br>YEAR TO DATE<br>(7/04-8/04) |                   |
|------------------------------------|---------------|----------------|-------------------|----------------|-------------------|---------------------------------------|-------------------|---------------------------------------|-------------------|
|                                    |               | <u>No.</u>     | <u>Total Amt.</u> | <u>No.</u>     | <u>Total Amt.</u> | <u>No.</u>                            | <u>Total Amt.</u> | <u>No.</u>                            | <u>Total Amt.</u> |
| <b>ARCHITECTURE &amp; PLANNING</b> |               |                |                   |                |                   |                                       |                   |                                       |                   |
| <b>Proposals</b>                   |               | 0              | -                 | 1              | 400,000           | 1                                     | 60,000            | 2                                     | 408,975           |
| <b>Awards</b>                      | Research      | 0              | -                 | 1              | 39,851            | 1                                     | 23,842            | 2                                     | 52,151            |
|                                    | Other         | 0              | -                 | 0              | -                 | 1                                     | 2,000             | 1                                     | 2,400             |
|                                    | Instruction   | 0              | -                 | 0              | -                 | 0                                     | -                 | 0                                     | -                 |
|                                    | Clinical      | 0              | -                 | 0              | -                 | 0                                     | -                 | 0                                     | -                 |
|                                    | <b>Totals</b> | 0              | -                 | 1              | 39,851            | 2                                     | 25,842            | 3                                     | 54,551            |
| <b>BUSINESS</b>                    |               |                |                   |                |                   |                                       |                   |                                       |                   |
| <b>Proposals</b>                   |               | 1              | 149,520           | 1              | 2,750             | 3                                     | 251,020           | 2                                     | 236,688           |
| <b>Awards</b>                      | Research      | 1              | 28,986            | 0              | -                 | 1                                     | 28,986            | 2                                     | 39,169            |
|                                    | Other         | 0              | -                 | 0              | -                 | 2                                     | 64,366            | 2                                     | 16,500            |
|                                    | Instruction   | 0              | -                 | 0              | -                 | 0                                     | -                 | 0                                     | -                 |
|                                    | Clinical      | 0              | -                 | 0              | -                 | 0                                     | -                 | 0                                     | -                 |
|                                    | <b>Totals</b> | 1              | 28,986            | 0              | -                 | 3                                     | 93,352            | 4                                     | 55,669            |
| <b>EDUCATION</b>                   |               |                |                   |                |                   |                                       |                   |                                       |                   |
| <b>Proposals</b>                   |               | 2              | 173,544           | 0              | -                 | 3                                     | 396,081           | 1                                     | 688,918           |
| <b>Awards</b>                      | Research      | 0              | -                 | 0              | -                 | 0                                     | -                 | 0                                     | -                 |
|                                    | Other         | 0              | -                 | 0              | -                 | 0                                     | -                 | 0                                     | -                 |
|                                    | Instruction   | 1              | 17,000            | 0              | -                 | 4                                     | 337,000           | 0                                     | -                 |
|                                    | Clinical      | 0              | -                 | 0              | -                 | 0                                     | -                 | 0                                     | -                 |
|                                    | <b>Totals</b> | 1              | 17,000            | 0              | -                 | 4                                     | 337,000           | 0                                     | -                 |
| <b>ENGINEERING</b>                 |               |                |                   |                |                   |                                       |                   |                                       |                   |
| <b>Proposals</b>                   |               | 17             | 6,654,658         | 21             | 9,269,394         | 42                                    | 14,980,619        | 55                                    | 22,886,610        |
| <b>Awards</b>                      | Research      | 53             | 3,544,344         | 32             | 4,887,871         | 90                                    | 6,500,628         | 60                                    | 7,673,546         |
|                                    | Other         | 2              | 25,718            | 1              | 15,000            | 2                                     | 25,718            | 3                                     | 101,968           |
|                                    | Instruction   | 0              | -                 | 1              | 6,000             | 5                                     | 125,000           | 1                                     | 6,000             |
|                                    | Clinical      | 0              | -                 | 0              | -                 | 0                                     | -                 | 0                                     | -                 |
|                                    | <b>Totals</b> | 55             | 3,570,062         | 34             | 4,908,871         | 97                                    | 6,651,346         | 64                                    | 7,781,514         |
| <b>FINE ARTS</b>                   |               |                |                   |                |                   |                                       |                   |                                       |                   |
| <b>Proposals</b>                   |               | 1              | 31,095            | 0              | -                 | 1                                     | 31,095            | 0                                     | -                 |
| <b>Awards</b>                      | Research      | 0              | -                 | 0              | -                 | 0                                     | -                 | 0                                     | -                 |
|                                    | Other         | 0              | -                 | 0              | -                 | 1                                     | 900               | 0                                     | -                 |
|                                    | Instruction   | 0              | -                 | 0              | -                 | 0                                     | -                 | 0                                     | -                 |
|                                    | Clinical      | 0              | -                 | 0              | -                 | 0                                     | -                 | 0                                     | -                 |
|                                    | <b>Totals</b> | 0              | -                 | 0              | -                 | 1                                     | 900               | 0                                     | -                 |

|                        |               | August 2005 |                   | August 2004 |                   | FISCAL YEAR TO DATE (7/05-8/05) |                   | FISCAL YEAR TO DATE (7/04-8/04) |                   |
|------------------------|---------------|-------------|-------------------|-------------|-------------------|---------------------------------|-------------------|---------------------------------|-------------------|
|                        |               | <u>No.</u>  | <u>Total Amt.</u> | <u>No.</u>  | <u>Total Amt.</u> | <u>No.</u>                      | <u>Total Amt.</u> | <u>No.</u>                      | <u>Total Amt.</u> |
| <b>GRADUATE SCHOOL</b> |               |             |                   |             |                   |                                 |                   |                                 |                   |
| <i>Proposals</i>       |               | 0           | -                 | 1           | 30,000            | 1                               | 18,974            | 1                               | 30,000            |
| <i>Awards</i>          | Research      | 0           | -                 | 0           | -                 | 0                               | -                 | 0                               | -                 |
|                        | Other         | 0           | -                 | 0           | -                 | 0                               | -                 | 0                               | -                 |
|                        | Instruction   | 0           | -                 | 0           | -                 | 0                               | -                 | 0                               | -                 |
|                        | Clinical      | 0           | -                 | 0           | -                 | 0                               | -                 | 0                               | -                 |
|                        | <i>Totals</i> | 0           | -                 | 0           | -                 | 0                               | -                 | 0                               | -                 |

## HEALTH

|                  |               |   |       |   |         |   |         |   |         |
|------------------|---------------|---|-------|---|---------|---|---------|---|---------|
| <i>Proposals</i> |               | 1 | 9,322 | 1 | 162,201 | 1 | 9,322   | 5 | 859,376 |
| <i>Awards</i>    | Research      | 0 | -     | 0 | -       | 3 | 128,375 | 3 | 139,651 |
|                  | Other         | 0 | -     | 0 | -       | 0 | -       | 1 | 40,200  |
|                  | Instruction   | 0 | -     | 0 | -       | 0 | -       | 2 | 101,442 |
|                  | Clinical      | 0 | -     | 0 | -       | 0 | -       | 0 | -       |
|                  | <i>Totals</i> | 0 | -     | 0 | -       | 3 | 128,375 | 6 | 281,293 |

## HUMANITIES

|                  |               |   |       |   |         |   |         |   |         |
|------------------|---------------|---|-------|---|---------|---|---------|---|---------|
| <i>Proposals</i> |               | 1 | 1,000 | 3 | 81,264  | 2 | 249,665 | 4 | 282,148 |
| <i>Awards</i>    | Research      | 0 | -     | 0 | -       | 0 | -       | 0 | -       |
|                  | Other         | 1 | 3,350 | 1 | 150     | 3 | 87,296  | 3 | 5,600   |
|                  | Instruction   | 0 | -     | 1 | 226,000 | 2 | 3,750   | 2 | 375,467 |
|                  | Clinical      | 0 | -     | 0 | -       | 0 | -       | 0 | -       |
|                  | <i>Totals</i> | 1 | 3,350 | 2 | 226,150 | 5 | 91,046  | 5 | 381,067 |

## LAW

|                  |               |   |   |   |   |   |   |   |       |
|------------------|---------------|---|---|---|---|---|---|---|-------|
| <i>Proposals</i> |               | 0 | - | 0 | - | 0 | - | 0 | -     |
| <i>Awards</i>    | Research      | 0 | - | 0 | - | 0 | - | 0 | -     |
|                  | Other         | 0 | - | 0 | - | 0 | - | 1 | 7,300 |
|                  | Instruction   | 0 | - | 0 | - | 0 | - | 0 | -     |
|                  | Clinical      | 0 | - | 0 | - | 0 | - | 0 | -     |
|                  | <i>Totals</i> | 0 | - | 0 | - | 0 | - | 1 | 7,300 |

## MEDICINE

|                  |               |    |            |     |            |     |            |     |            |
|------------------|---------------|----|------------|-----|------------|-----|------------|-----|------------|
| <i>Proposals</i> |               | 47 | 11,058,070 | 66  | 42,831,108 | 89  | 43,276,888 | 103 | 57,391,996 |
| <i>Awards</i>    | Research      | 60 | 8,839,330  | 81  | 15,716,460 | 100 | 14,628,634 | 159 | 27,587,360 |
|                  | Other         | 15 | 1,248,659  | 23  | 1,323,120  | 36  | 2,267,210  | 40  | 2,769,636  |
|                  | Instruction   | 4  | 508,371    | 10  | 1,377,139  | 18  | 2,003,560  | 25  | 3,883,743  |
|                  | Clinical      | 20 | 656,304    | 24  | 886,894    | 27  | 896,508    | 49  | 1,519,230  |
|                  | <i>Totals</i> | 99 | 11,252,664 | 138 | 19,303,613 | 181 | 19,795,912 | 273 | 35,759,969 |

## MINES & EARTH SCIENCES

|                  |               |    |           |    |           |    |           |    |           |
|------------------|---------------|----|-----------|----|-----------|----|-----------|----|-----------|
| <i>Proposals</i> |               | 11 | 2,237,236 | 11 | 2,780,699 | 34 | 7,532,902 | 17 | 4,131,617 |
| <i>Awards</i>    | Research      | 15 | 853,056   | 11 | 725,956   | 23 | 1,224,833 | 21 | 1,086,875 |
|                  | Other         | 2  | 40,582    | 3  | 17,928    | 3  | 44,966    | 6  | 38,145    |
|                  | Instruction   | 1  | 27,500    | 0  | -         | 2  | 478,239   | 0  | -         |
|                  | Clinical      | 0  | -         | 0  | -         | 0  | -         | 0  | -         |
|                  | <i>Totals</i> | 18 | 921,138   | 14 | 743,884   | 28 | 1,748,038 | 27 | 1,125,020 |

|                  |               | August<br>2005 |                   | August<br>2004 |                   | FISCAL<br>YEAR TO DATE<br>(7/05-8/05) |                   | FISCAL<br>YEAR TO DATE<br>(7/04-8/04) |                   |
|------------------|---------------|----------------|-------------------|----------------|-------------------|---------------------------------------|-------------------|---------------------------------------|-------------------|
|                  |               | <u>No.</u>     | <u>Total Amt.</u> | <u>No.</u>     | <u>Total Amt.</u> | <u>No.</u>                            | <u>Total Amt.</u> | <u>No.</u>                            | <u>Total Amt.</u> |
| <b>NURSING</b>   |               |                |                   |                |                   |                                       |                   |                                       |                   |
| <i>Proposals</i> |               | 0              | -                 | 1              | 151,981           | 2                                     | 75,400            | 2                                     | 186,981           |
| <i>Awards</i>    | Research      | 2              | 559,000           | 0              | -                 | 3                                     | 837,700           | 1                                     | 107,400           |
|                  | Other         | 1              | 570,191           | 2              | 372,828           | 4                                     | 837,670           | 2                                     | 372,828           |
|                  | Instruction   | 1              | 145,532           | 0              | -                 | 1                                     | 145,532           | 2                                     | 323,191           |
|                  | Clinical      | 0              | -                 | 0              | -                 | 0                                     | -                 | 0                                     | -                 |
|                  | <i>Totals</i> | 4              | 1,274,723         | 2              | 372,828           | 8                                     | 1,820,902         | 5                                     | 803,419           |

## PHARMACY

|                  |               |    |           |    |           |    |           |    |           |
|------------------|---------------|----|-----------|----|-----------|----|-----------|----|-----------|
| <i>Proposals</i> |               | 9  | 1,643,204 | 16 | 5,018,988 | 23 | 3,771,970 | 25 | 7,405,622 |
| <i>Awards</i>    | Research      | 10 | 1,184,890 | 8  | 2,592,082 | 21 | 3,177,999 | 18 | 4,889,176 |
|                  | Other         | 8  | 404,340   | 5  | 288,401   | 12 | 716,628   | 9  | 387,335   |
|                  | Instruction   | 0  | -         | 0  | -         | 1  | 49,928    | 2  | 179,422   |
|                  | Clinical      | 0  | -         | 2  | 97,682    | 1  | 1,275     | 3  | 143,383   |
|                  | <i>Totals</i> | 18 | 1,589,230 | 15 | 2,978,165 | 35 | 3,945,830 | 32 | 5,599,316 |

## SCIENCE

|                  |               |    |           |    |           |    |            |    |            |
|------------------|---------------|----|-----------|----|-----------|----|------------|----|------------|
| <i>Proposals</i> |               | 9  | 1,189,350 | 15 | 5,021,323 | 24 | 11,157,443 | 36 | 16,070,867 |
| <i>Awards</i>    | Research      | 15 | 1,893,146 | 21 | 2,149,767 | 38 | 5,890,624  | 33 | 3,724,880  |
|                  | Other         | 0  | -         | 0  | -         | 0  | -          | 0  | -          |
|                  | Instruction   | 1  | 110,160   | 2  | 146,560   | 2  | 219,467    | 4  | 773,407    |
|                  | Clinical      | 0  | -         | 0  | -         | 0  | -          | 0  | -          |
|                  | <i>Totals</i> | 16 | 2,003,306 | 23 | 2,296,327 | 40 | 6,110,091  | 37 | 4,498,287  |

## SOCIAL & BEHAVIORAL SCIENCES

|                  |               |   |         |    |         |    |           |    |           |
|------------------|---------------|---|---------|----|---------|----|-----------|----|-----------|
| <i>Proposals</i> |               | 6 | 530,053 | 2  | 217,391 | 12 | 2,550,091 | 7  | 1,019,556 |
| <i>Awards</i>    | Research      | 1 | 33,990  | 5  | 96,649  | 2  | 64,657    | 11 | 664,701   |
|                  | Other         | 1 | 73,124  | 6  | 59,071  | 4  | 154,124   | 11 | 189,145   |
|                  | Instruction   | 1 | 20,000  | 0  | -       | 1  | 20,000    | 0  | -         |
|                  | Clinical      | 0 | -       | 0  | -       | 0  | -         | 0  | -         |
|                  | <i>Totals</i> | 3 | 127,114 | 11 | 155,720 | 7  | 238,781   | 22 | 853,846   |

## SOCIAL WORK

|                  |               |   |           |   |           |    |           |   |           |
|------------------|---------------|---|-----------|---|-----------|----|-----------|---|-----------|
| <i>Proposals</i> |               | 2 | 78,527    | 1 | 1,308,249 | 3  | 148,527   | 3 | 1,643,108 |
| <i>Awards</i>    | Research      | 2 | 78,527    | 0 | -         | 2  | 78,527    | 0 | -         |
|                  | Other         | 7 | 1,813,928 | 5 | 311,057   | 9  | 2,117,357 | 7 | 483,523   |
|                  | Instruction   | 0 | -         | 0 | -         | 0  | -         | 0 | -         |
|                  | Clinical      | 0 | -         | 0 | -         | 0  | -         | 0 | -         |
|                  | <i>Totals</i> | 9 | 1,892,455 | 5 | 311,057   | 11 | 2,195,884 | 7 | 483,523   |

## UNIVERSITY PRESIDENT

|                  |               |   |   |   |   |   |   |   |   |
|------------------|---------------|---|---|---|---|---|---|---|---|
| <i>Proposals</i> |               | 0 | - | 0 | - | 0 | - | 0 | - |
| <i>Awards</i>    | Research      | 0 | - | 0 | - | 0 | - | 0 | - |
|                  | Other         | 0 | - | 0 | - | 0 | - | 0 | - |
|                  | Instruction   | 0 | - | 0 | - | 0 | - | 0 | - |
|                  | Clinical      | 0 | - | 0 | - | 0 | - | 0 | - |
|                  | <i>Totals</i> | 0 | - | 0 | - | 0 | - | 0 | - |

|                                    |               | August<br>2005 |                   | August<br>2004 |                   | FISCAL<br>YEAR TO DATE<br>(7/05-8/05) |                   | FISCAL<br>YEAR TO DATE<br>(7/04-8/04) |                   |
|------------------------------------|---------------|----------------|-------------------|----------------|-------------------|---------------------------------------|-------------------|---------------------------------------|-------------------|
|                                    |               | <u>No.</u>     | <u>Total Amt.</u> | <u>No.</u>     | <u>Total Amt.</u> | <u>No.</u>                            | <u>Total Amt.</u> | <u>No.</u>                            | <u>Total Amt.</u> |
| <b>SR VP FOR ACADEMIC AFFAIRS*</b> |               |                |                   |                |                   |                                       |                   |                                       |                   |
| <i>Proposals</i>                   |               | 4              | 1,545,843         | 3              | 3,415,382         | 6                                     | 5,411,799         | 4                                     | 3,726,282         |
| <i>Awards</i>                      | Research      | 5              | 518,535           | 0              | -                 | 10                                    | 938,867           | 0                                     | -                 |
|                                    | Other         | 2              | 31,000            | 6              | 3,042,500         | 5                                     | 136,250           | 9                                     | 3,143,290         |
|                                    | Instruction   | 2              | 486,201           | 2              | 499,813           | 2                                     | 486,201           | 2                                     | 499,813           |
|                                    | Clinical      | 0              | -                 | 0              | -                 | 0                                     | -                 | 0                                     | -                 |
|                                    | <i>Totals</i> | 9              | 1,035,736         | 8              | 3,542,313         | 17                                    | 1,561,318         | 11                                    | 3,643,103         |

**VP FOR ADMINISTRATIVE SERVICES\***

|                  |               |   |   |   |         |   |   |   |         |
|------------------|---------------|---|---|---|---------|---|---|---|---------|
| <i>Proposals</i> |               | 0 | - | 2 | 230,667 | 0 | - | 2 | 230,667 |
| <i>Awards</i>    | Research      | 0 | - | 0 | -       | 0 | - | 0 | -       |
|                  | Other         | 0 | - | 2 | 221,265 | 0 | - | 2 | 221,265 |
|                  | Instruction   | 0 | - | 0 | -       | 0 | - | 0 | -       |
|                  | Clinical      | 0 | - | 0 | -       | 0 | - | 0 | -       |
|                  | <i>Totals</i> | 0 | - | 2 | 221,265 | 0 | - | 2 | 221,265 |

**SR VP FOR HEALTH SCIENCES\***

|                  |               |    |           |    |           |    |            |    |            |
|------------------|---------------|----|-----------|----|-----------|----|------------|----|------------|
| <i>Proposals</i> |               | 10 | 1,034,892 | 9  | 974,344   | 14 | 11,438,480 | 20 | 17,984,403 |
| <i>Awards</i>    | Research      | 11 | 2,301,768 | 18 | 5,206,890 | 47 | 10,858,945 | 51 | 17,183,725 |
|                  | Other         | 4  | 85,275    | 3  | 158,411   | 14 | 5,297,671  | 5  | 1,390,797  |
|                  | Instruction   | 1  | (74,075)  | 0  | -         | 2  | (17,375)   | 1  | 42,314     |
|                  | Clinical      | 8  | 478,864   | 2  | 64,163    | 11 | 790,955    | 4  | 229,835    |
|                  | <i>Totals</i> | 24 | 2,791,832 | 23 | 5,429,464 | 74 | 16,930,196 | 61 | 18,846,671 |

**VP FOR RESEARCH\***

|                  |               |   |   |   |           |   |   |   |           |
|------------------|---------------|---|---|---|-----------|---|---|---|-----------|
| <i>Proposals</i> |               | 0 | - | 3 | 5,999,930 | 0 | - | 6 | 8,327,444 |
| <i>Awards</i>    | Research      | 0 | - | 0 | -         | 0 | - | 1 | (67,000)  |
|                  | Other         | 0 | - | 1 | 30,000    | 0 | - | 4 | 1,478,624 |
|                  | Instruction   | 0 | - | 0 | -         | 0 | - | 0 | -         |
|                  | Clinical      | 0 | - | 0 | -         | 0 | - | 0 | -         |
|                  | <i>Totals</i> | 0 | - | 1 | 30,000    | 0 | - | 5 | 1,411,624 |

**VP FOR STUDENT AFFAIRS & SERVICES\***

|                  |               |   |         |   |         |   |         |   |         |
|------------------|---------------|---|---------|---|---------|---|---------|---|---------|
| <i>Proposals</i> |               | 2 | 605,500 | 2 | 339,547 | 2 | 605,500 | 3 | 344,597 |
| <i>Awards</i>    | Research      | 0 | -       | 0 | -       | 0 | -       | 0 | -       |
|                  | Other         | 0 | -       | 0 | -       | 0 | -       | 1 | 5,050   |
|                  | Instruction   | 2 | 166,254 | 0 | -       | 2 | 166,254 | 2 | 305,385 |
|                  | Clinical      | 0 | -       | 0 | -       | 0 | -       | 0 | -       |
|                  | <i>Totals</i> | 2 | 166,254 | 0 | -       | 2 | 166,254 | 3 | 310,435 |

**VP FOR TECHNOLOGY VENTURE DEVELOPMENT\***

|                  |               |   |   |   |   |   |   |   |   |
|------------------|---------------|---|---|---|---|---|---|---|---|
| <i>Proposals</i> |               | 0 | - | 0 | - | 0 | - | 0 | - |
| <i>Awards</i>    | Research      | 0 | - | 0 | - | 0 | - | 0 | - |
|                  | Other         | 0 | - | 0 | - | 0 | - | 0 | - |
|                  | Instruction   | 0 | - | 0 | - | 0 | - | 0 | - |
|                  | Clinical      | 0 | - | 0 | - | 0 | - | 0 | - |
|                  | <i>Totals</i> | 0 | - | 0 | - | 0 | - | 0 | - |

|                                     | August<br>2005 |                     | August<br>2004 |                     | FISCAL<br>YEAR TO DATE<br>(7/05-8/05) |                      | FISCAL<br>YEAR TO DATE<br>(7/04-8/04) |                      |         |
|-------------------------------------|----------------|---------------------|----------------|---------------------|---------------------------------------|----------------------|---------------------------------------|----------------------|---------|
|                                     | <u>No.</u>     | <u>Total Amt.</u>   | <u>No.</u>     | <u>Total Amt.</u>   | <u>No.</u>                            | <u>Total Amt.</u>    | <u>No.</u>                            | <u>Total Amt.</u>    |         |
| <b>VP FOR UNIVERSITY RELATIONS*</b> |                |                     |                |                     |                                       |                      |                                       |                      |         |
| <b>Proposals</b>                    | <b>0</b>       | <b>-</b>            | <b>0</b>       | <b>-</b>            | <b>0</b>                              | <b>-</b>             | <b>3</b>                              | <b>114,400</b>       |         |
| <b>Awards</b>                       | Research       | 0                   | -              | 0                   | -                                     | 0                    | -                                     | 0                    | -       |
|                                     | Other          | 0                   | -              | 3                   | 333,934                               | 1                    | 5,000                                 | 4                    | 338,934 |
|                                     | Instruction    | 0                   | -              | 0                   | -                                     | 0                    | -                                     | 0                    | -       |
|                                     | Clinical       | 0                   | -              | 0                   | -                                     | 0                    | -                                     | 0                    | -       |
| <b>Totals</b>                       | <b>0</b>       | <b>-</b>            | <b>3</b>       | <b>333,934</b>      | <b>1</b>                              | <b>5,000</b>         | <b>4</b>                              | <b>338,934</b>       |         |
| <b>Totals, Proposals</b>            | <b>123</b>     | <b>\$26,941,814</b> | <b>159</b>     | <b>\$78,235,218</b> | <b>263</b>                            | <b>\$101,965,776</b> | <b>301</b>                            | <b>\$143,970,255</b> |         |
| <b>Totals, AWARDS</b>               | <b>260</b>     | <b>\$26,673,850</b> | <b>282</b>     | <b>\$40,893,442</b> | <b>519</b>                            | <b>\$61,846,067</b>  | <b>572</b>                            | <b>\$82,456,806</b>  |         |

\* Amounts for Vice-Presidents' Offices may reflect activity by Institutes, Centers & other discrete organizational entities that report directly to their cognizant Vice Presidents, rather than to a College or Graduate School.