

DATE: September 16, 2003

TO: J. Bernard Machen SUBJECT: 5-Part Monthly Activity Report
 FROM: Raymond F. Gesteland

Part I of V--RESEARCH ACTIVITY SUMMARY

	August 2003		August 2002		FISCAL YEAR TO DATE (7/03-8/03)		FISCAL YEAR TO DATE (7/02-8/02)	
	No.	Total Amt.	No.	Total Amt.	No.	Total Amt.	No.	Total Amt.
PROPOSALS*	138	\$ 45,953,043	102	\$ 31,566,722	328	\$ 167,187,128	229	\$ 105,441,162
AWARDS								
Research	177	\$25,937,767	165	\$26,937,665	365	\$58,342,295	383	\$63,270,708
Other	34	1,674,002	42	1,634,531	75	3,529,012	81	4,991,808
Instruction	20	1,825,743	15	1,453,571	43	5,466,195	31	3,450,509
Clinical	20	1,290,720	10	453,527	46	3,431,318	16	1,164,010
SUBTOTALS	251	30,728,232	232	30,479,294	529	70,768,820	511	72,877,035
Fellowships & Financial Aids		237,470		326,756		1,630,113		1,240,454
ALL AWARD TOTALS		\$ 30,965,702		\$ 30,806,050		\$ 72,398,933		\$ 74,117,489

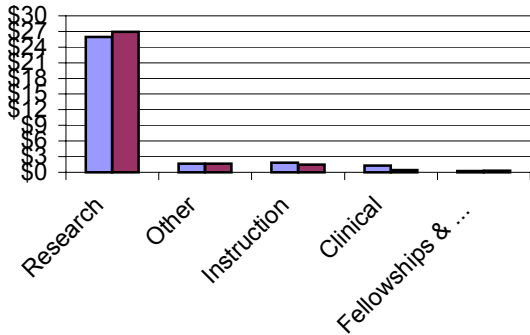
- cc: Coralie Alder
 A. Lorris Betz
 Vincent Bogdanski
 Paul Brinkman
 Jayne Carney
 Arnold B. Combe
 Fred C. Esplin
 Cecelia H. Foxley
 John G. Francis
 Raymond F. Gesteland
 Peter L. Goss
 W. Ralph Hardy
 Jerry Kaplan
 Nancy Lyon
 J. Michael Mattsson
 Barbara K. Nielsen
 David W. Pershing
 Ronald J. Pugmire
 Lee Siegel
 Amy Sikalis
 Laura Snow
 Kimberly Wirthlin

Raymond F. Gesteland
 Vice-President for Research

Part I of V Summary of University Research Activity August 2003

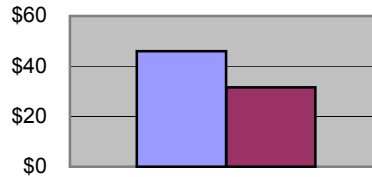
August 2003 vs. August 2002

Awards, In Millions



■ Awards This Month
■ Awards, Same Month Last Year

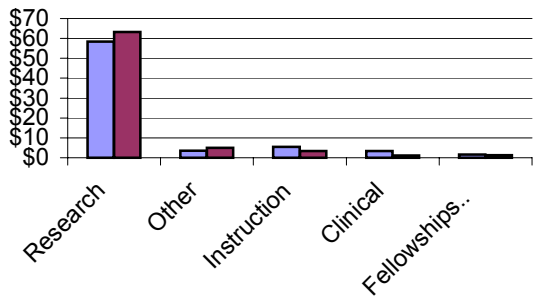
Proposals, In Millions



■ All Proposals, This Month
■ All Proposals, Same Month Last Year

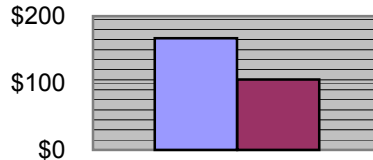
FYTD August 2003 vs. FYTD August 2002

Awards, In Millions



■ Awards, This Fiscal Year To Date
■ Awards, Same Month Last Fiscal Year To Date

Proposals, In Millions



■ All Proposals, This Fiscal Year To Date
■ All Proposals, Last Fiscal Year To Date

VICE-PRESIDENT FOR RESEARCH
August 2003

Part II of V--PROPOSALS AND AWARDS OVER \$2 MILLION

DATE: September 16, 2003

PROPOSALS

	<i>Department</i>	<i>Sponsor Name</i>	<i>Proposal Title</i>	<i>Start Date</i>	<i>End Date</i>	<i>Total Amount</i>
College of Engineering						
Normann, Richard A	Bioengineering	PHS/Public Health Service	The Feasibility Of An Intraneural Auditory Prosthesis Stimulating Electrode Array.	1-May-04	30-Apr-08	\$3,748,673
Medicine						
Westenskow, Dwayne R	Anesthesiology	PHS/Public Health Service/NIBIB/Biomed Imag/Enginer	Data Display To Detect-Diagnose-Treat Critical Events.	4/1/04	3/31/09	\$4,287,334
Lasater, Eric M	Ophthalmology	PHS/Public Health Service/Natl Eye Instit	University Of Utah, Core Vision Research Grant.	4/1/04	3/31/09	\$2,038,575

AWARDS

	<i>Department</i>	<i>Sponsor Name</i>	<i>Proposal Title</i>	<i>Start Date</i>	<i>End Date</i>	<i>Total Amount</i>
Medicine						
Hoidal, John R	Internal Medicine	Natl Heart Lung & Blood	Genetics And Consequence Of Nicotine Addiction. CFDA 93.838.	9/30/02	8/31/07	\$2,066,353

VICE-PRESIDENT FOR RESEARCH
August 2003
Part III of V--AWARDS BY SPONSOR

DATE: September 16, 2003

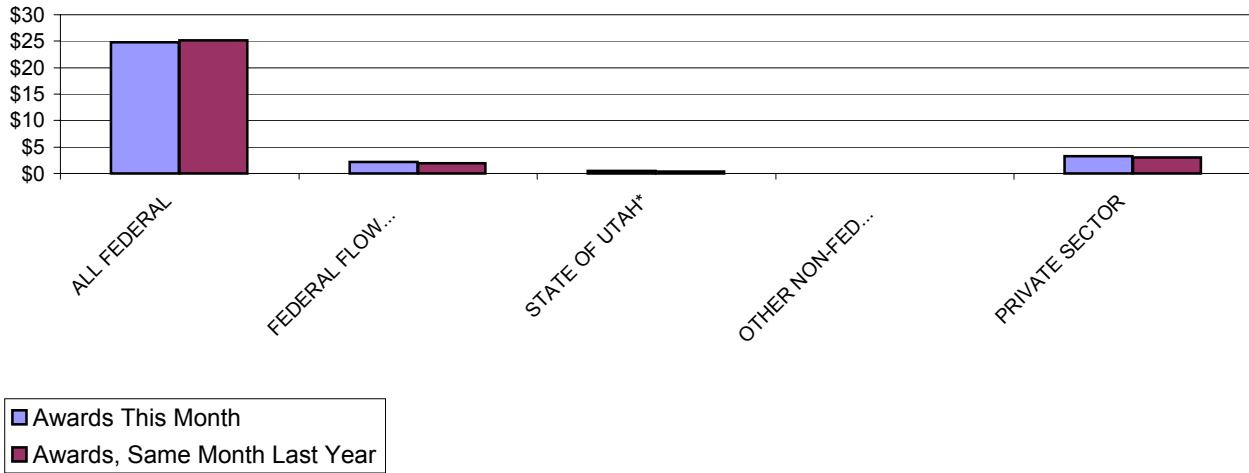
	August 2003		August 2002		FISCAL YEAR TO DATE (7/03-8/03)		FISCAL YEAR TO DATE (7/02-8/02)	
	<u>No.</u>	<u>Total Amt.</u>	<u>No.</u>	<u>Total Amt.</u>	<u>No.</u>	<u>Total Amt.</u>	<u>No.</u>	<u>Total Amt.</u>
ALL FEDERAL	126	\$ 24,840,289	122	\$ 25,198,669	259	\$ 47,270,345	240	\$ 45,751,523
<i>Misc. Federal Agencies</i>	0	-	3	563,992	0	-	3	563,992
Nat'l Aeronaut/Space Adm	3	98,446	3	175,478	3	98,446	3	175,478
Nat'l Endowmt/Humanities	0	-	0	-	0	-	0	-
Nat'l Science Foundation	22	3,934,770	20	2,926,161	43	6,079,398	44	7,317,311
US Dept of Agriculture	1	74,960	0	-	1	74,960	0	-
US Dept of Commerce	5	350,377	0	-	5	350,377	2	24,747
US Dept of Defense	2	97,985	3	25,656	5	419,705	8	777,631
US Dept of Education	3	207,655	4	846,396	8	1,366,892	8	1,361,087
US Dept of Energy	7	674,960	7	923,554	15	1,708,688	18	2,021,017
US Dept of the Interior	10	228,925	6	263,917	16	344,021	11	474,889
US Dept of Transportation	0	-	0	-	0	-	0	-
US Environmental Prot Agcy	0	-	1	25,000	11	2,235,400	1	25,000
US Health & Human Servs	73	19,172,211	75	19,448,515	152	34,592,458	142	33,010,371
US Veterans Admin	0	-	0	-	0	-	0	-
FEDERAL FLOW-DOWN	44	2,136,298	39	1,891,298	83	4,415,803	78	4,081,764
STATE OF UTAH*	16	515,909	11	350,723	40	2,192,691	28	1,428,812
OTHER NON-FED GOVT.	2	26,393	2	60,651	5	92,220	2	60,651
PRIVATE SECTOR	63	3,209,343	58	2,977,953	142	16,797,761	163	21,554,285
Commercial Sponsors	36	1,619,725	32	1,161,984	78	4,515,575	70	4,140,515
Not-For-Profit Sponsors	27	1,589,618	26	1,815,969	64	12,282,186	93	17,413,770
GRAND TOTALS	251	\$ 30,728,232	232	\$ 30,479,294	529	\$ 70,768,820	511	\$ 72,877,035

* State of Utah direct and prime flow-down sponsorship

Part III of V Summary of Awards by Sponsor August 2003

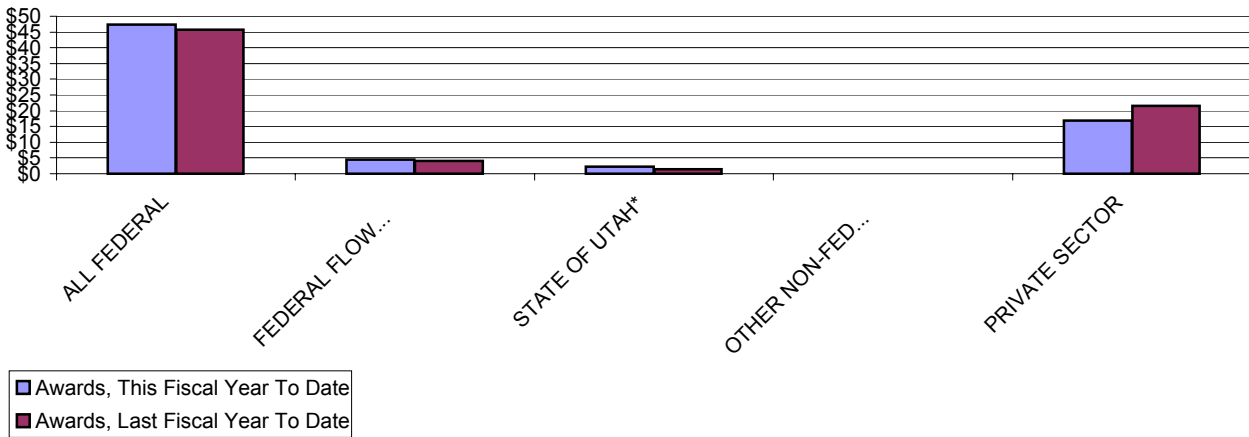
August 2003 vs. August 2002

Awards, In Millions



FYTD August 2003 vs. FYTD August 2002

Awards, In Millions



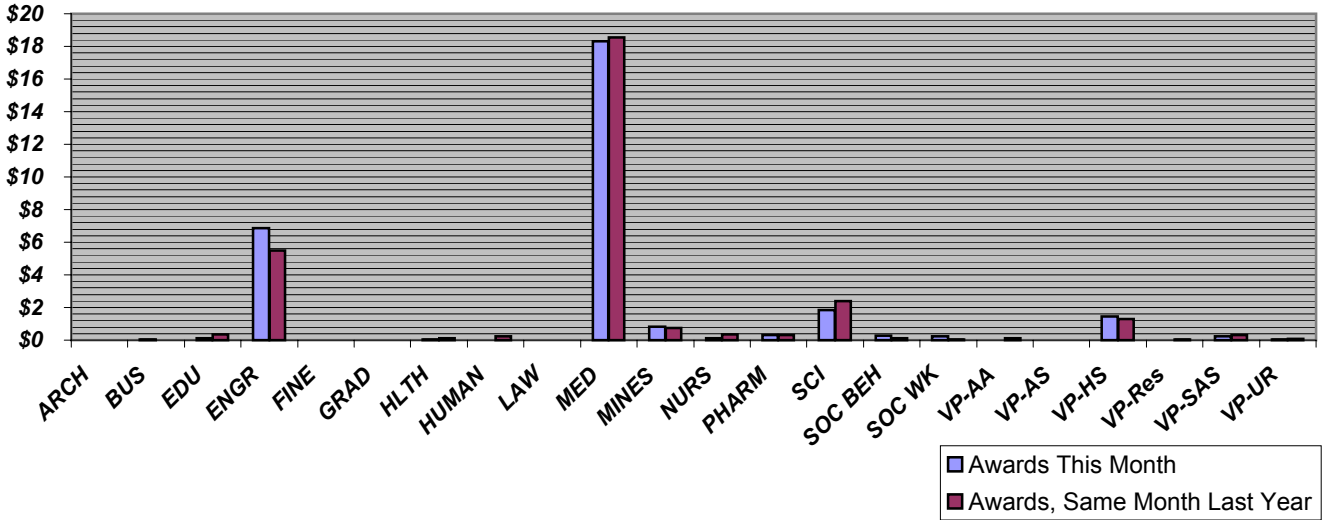
VICE-PRESIDENT FOR RESEARCH
August 2003
Part IV of V--AWARDS BY COLLEGE

DATE: September 16, 2003

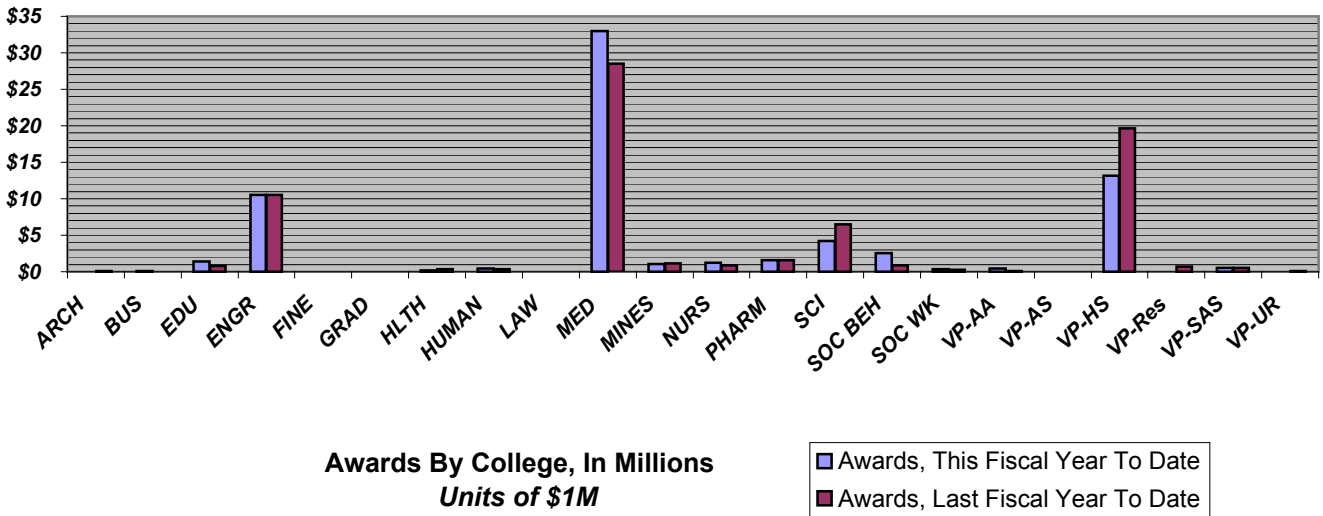
	August 2003		August 2002		FISCAL YEAR TO DATE (7/03-8/03)		FISCAL YEAR TO DATE (7/02-8/02)	
	<u>No.</u>	<u>Total Amt.</u>	<u>No.</u>	<u>Total Amt.</u>	<u>No.</u>	<u>Total Amt.</u>	<u>No.</u>	<u>Total Amt.</u>
ARCHITECTURE	1	(4,075)	0	-	1	(4,075)	2	49,190
BUSINESS	2	27,756	0	-	4	81,119	0	-
EDUCATION	1	122,975	2	339,999	10	1,441,295	5	782,348
ENGINEERING	40	6,844,269	38	5,491,489	77	10,518,365	78	10,502,420
FINE ARTS	0	-	0	-	0	-	1	25,000
GRADUATE SCHOOL	0	-	0	-	0	-	1	37,270
HEALTH	1	57,833	4	108,330	4	142,136	6	342,500
HUMANITIES	0	-	2	242,000	2	409,000	3	385,000
LAW	0	-	0	-	0	-	0	-
MEDICINE	118	18,329,169	114	18,551,055	240	33,025,048	195	28,485,422
MINES & EARTH SCIENCES	20	808,813	13	732,158	29	1,009,386	25	1,176,690
NURSING	1	127,474	2	362,411	6	1,255,863	6	901,066
PHARMACY	9	315,922	5	305,732	20	1,589,171	17	1,570,485
SCIENCE	25	1,857,871	24	2,390,966	43	4,205,724	59	6,491,592
SOCIAL & BEHAVIORAL SCIENCES	4	273,600	4	105,240	17	2,558,697	20	846,132
SOCIAL WORK	8	239,110	1	33,867	14	356,840	6	234,103
VP/ACADEMIC AFFAIRS	2	10,000	4	115,443	7	429,001	5	120,443
VP/ADMINISTRATIVE SERVICES	0	-	0	-	0	-	0	-
VP/HEALTH SCIENCES	13	1,449,275	13	1,274,718	45	13,172,351	68	19,615,372
VP/RESEARCH	1	9,971	3	41,489	3	19,971	8	732,137
VP/STUDENT AFFAIRS & SERVICES	4	223,136	2	319,397	6	523,795	5	514,865
VP/UNIVERSITY RELATIONS	1	35,133	1	65,000	1	35,133	1	65,000
GRAND TOTALS	251	\$30,728,232	232	\$30,479,294	529	\$70,768,820	511	\$72,877,035

Part IV of V
Summary of Awards by College
August 2003

August 2003 vs. August 2002



FYTD August 2003 vs. FYTD August 2002



Awards By College, In Millions
Units of \$1M

■ Awards, This Fiscal Year To Date
■ Awards, Last Fiscal Year To Date

VICE-PRESIDENT FOR RESEARCH
August 2003
Part V of V--GENERAL COLLEGE ACTIVITY

DATE: September 16, 2003

		August 2003		August 2002		FISCAL YEAR TO DATE (7/03-8/03)		FISCAL YEAR TO DATE (7/02-8/02)	
		<u>No.</u>	<u>Total Amt.</u>	<u>No.</u>	<u>Total Amt.</u>	<u>No.</u>	<u>Total Amt.</u>	<u>No.</u>	<u>Total Amt.</u>
ARCHITECTURE									
Proposals		0	-	0	-	0	-	0	-
Awards	Research	0	-	0	0	0	-	1	47,820
	Other	1	(4,075)	0	0	1	(4,075)	1	1,370
	Instruction	0	-	0	0	0	-	0	-
	Clinical	0	-	0	0	0	-	0	-
	Totals	1	(4,075)	0	0	1	(4,075)	2	49,190
BUSINESS									
Proposals		1	20,000	1	202,360	2	30,000	2	253,995
Awards	Research	2	27,756	0	0	4	81,119	0	-
	Other	0	-	0	0	0	-	0	-
	Instruction	0	-	0	0	0	-	0	-
	Clinical	0	-	0	0	0	-	0	-
	Totals	2	27,756	0	0	4	81,119	0	-
EDUCATION									
Proposals		1	438,830	3	1,040,679	3	822,471	4	1,080,679
Awards	Research	0	-	1	40,000	4	389,594 #	2	120,374
	Other	0	-	0	-	1	119,685 #	1	239,000
	Instruction	1	122,975	1	299,999	5	932,016 #	2	422,974
	Clinical	0	-	0	-	0	-	0	-
	Totals	1	122,975	2	339,999	10	1,441,295	5	782,348
ENGINEERING									
Proposals		20	8,592,674	20	5,232,530	45	19,481,483	36	11,302,944
Awards	Research	38	6,793,988	34	5,227,926	69	10358058	72	10,198,757
	Other	1	49,550	3	113,563	5	109576	4	128,663
	Instruction	1	731	1	150,000	3	50731	2	175,000
	Clinical	0	-	0	-	-	0	0	-
	Totals	40	6,844,269	38	5,491,489	77	10518365	78	10,502,420
FINE ARTS									
Proposals		0	-	0	-	0	-	1	19,460
Awards	Research	0	-	0	-	0	-	0	-
	Other	0	-	0	-	0	-	1	25,000
	Instruction	0	-	0	-	0	-	0	-
	Clinical	0	-	0	-	0	-	0	-
	Totals	0	-	0	-	0	-	1	25,000

	August 2003		August 2002		FISCAL YEAR TO DATE (7/03-8/03)		FISCAL YEAR TO DATE (7/02-8/02)	
	<u>No.</u>	<u>Total Amt.</u>	<u>No.</u>	<u>Total Amt.</u>	<u>No.</u>	<u>Total Amt.</u>	<u>No.</u>	<u>Total Amt.</u>
GRADUATE SCHOOL								
<i>Proposals</i>	0	-	0	-	0	-	1	37,270

<i>Awards</i>	Research	0	-	0	-	0	-	1	37,270
	Other	0	-	0	-	0	-	0	-
	Instruction	0	-	0	-	0	-	0	-
	Clinical	0	-	0	-	0	-	0	-
	<i>Totals</i>	0	-	0	-	0	-	1	37,270

HEALTH

<i>Proposals</i>	3	625,234	1	32,877	8	1,901,129	3	535,677
------------------	---	---------	---	--------	---	-----------	---	---------

<i>Awards</i>	Research	0	-	1	5,500	1	14,911	1	5,500
	Other	0	-	2	78,830	2	69,392	3	255,553
	Instruction	1	57,833	1	24,000	1	57,833	2	81,447
	Clinical	0	-	0	-	0	-	0	-
	<i>Totals</i>	1	57,833	4	108,330	4	142,136	6	342,500

HUMANITIES

<i>Proposals</i>	3	281,078	0	-	5	7,259,821	1	143,000
------------------	---	---------	---	---	---	-----------	---	---------

<i>Awards</i>	Research	0	-	2	242,000	0	-	2	242,000
	Other	0	-	0	-	0	-	0	-
	Instruction	0	-	0	-	2	409,000	1	143,000
	Clinical	0	-	0	-	0	-	0	-
	<i>Totals</i>	0	-	2	242,000	2	409,000	3	385,000

LAW

<i>Proposals</i>	0	-	0	-	0	-	0	-
------------------	---	---	---	---	---	---	---	---

<i>Awards</i>	Research	0	-	0	-	0	-	0	-
	Other	0	-	0	-	0	-	0	-
	Instruction	0	-	0	-	0	-	0	-
	Clinical	0	-	0	-	0	-	0	-
	<i>Totals</i>	0	-	0	-	0	-	0	-

MEDICINE

<i>Proposals</i>	50	17,650,557	44	10,550,636	134	65,064,468	89	32,271,068
------------------	----	------------	----	------------	-----	------------	----	------------

<i>Awards</i>	Research	75	15,057,484	75	16,567,197	152	25,758,173	138	24,576,485
	Other	13	834,029	19	939,156	27	1,484,844	28	1,527,983
	Instruction	12	1,362,936	11	675,175	21	2,765,938	17	1,930,444
	Clinical	18	1,074,720	9	369,527	40	3,016,093	12	450,510
	<i>Totals</i>	118	18,329,169	114	18,551,055	240	33,025,048	195	28,485,422

MINES & EARTH SCIENCES

<i>Proposals</i>	13	2,344,838	4	411,587	26	4,744,075	18	4,875,117
------------------	----	-----------	---	---------	----	-----------	----	-----------

<i>Awards</i>	Research	18	775,528	10	632,908	22	895,433	19	953,729
	Other	2	33,285	3	99,250	7	113,953	6	222,961
	Instruction	0	-	0	-	0	-	0	-
	Clinical	0	-	0	-	0	-	0	-
	<i>Totals</i>	20	808,813	13	732,158	29	1,009,386	25	1,176,690

		August 2003		August 2002		FISCAL YEAR TO DATE (7/03-8/03)		FISCAL YEAR TO DATE (7/02-8/02)	
		<u>No.</u>	<u>Total Amt.</u>	<u>No.</u>	<u>Total Amt.</u>	<u>No.</u>	<u>Total Amt.</u>	<u>No.</u>	<u>Total Amt.</u>
NURSING									
<i>Proposals</i>		1	2,000	0	-	2	600,524	1	415,807
<i>Awards</i>	Research	1	127,474	2	362,411	3	713,006	6	901,066
	Other	0	-	0	-	1	69,160	6	-
	Instruction	0	-	0	-	2	473,697	6	-
	Clinical	0	-	0	-	0	-	6	-
	Totals	1	127,474	2	362,411	6	1,255,863	6	901,066

PHARMACY

<i>Proposals</i>		14	5,450,656	3	6,051,241	29	15,225,299	13	8,300,687
<i>Awards</i>	Research	2	95,306	4	223,732	6	930,306	12	1,139,413
	Other	6	201,003	1	82,000	12	522,024	5	431,072
	Instruction	1	19,613	0	-	1	19,613	0	-
	Clinical	0	-	0	-	1	117,228	0	-
	Totals	9	315,922	5	305,732	20	1,589,171	17	1,570,485

SCIENCE

<i>Proposals</i>		11	4,361,236	13	6,068,129	30	14,920,585	32	14,110,378
<i>Awards</i>	Research	23	1,743,871	23	2,363,216	36	3,634,512	54	6,310,380
	Other	1	60,000	1	27,750	1	60,000	2	37,000
	Instruction	1	54,000	0	-	4	502,712	3	144,212
	Clinical	0	-	0	-	2	8,500	0	-
	Totals	25	1,857,871	24	2,390,966	43	4,205,724	59	6,491,592

SOCIAL & BEHAVIORAL SCIENCES

<i>Proposals</i>		10	2,278,057	2	269,318	16	5,384,200	8	3,562,763
<i>Awards</i>	Research	0	-	2	96,690	13	2,285,097	15	780,515
	Other	4	273,600	2	8,550	4	273,600	4	11,550
	Instruction	0	-	0	-	0	-	1	54,067
	Clinical	0	-	0	-	0	-	0	-
	Totals	4	273,600	4	105,240	17	2,558,697	20	846,132

SOCIAL WORK

<i>Proposals</i>		2	2,134,185	1	94,974	6	3,567,395	3	268,954
<i>Awards</i>	Research	6	185,110 #	0	-	9	254,098	0	-
	Other	2	54,000 #	1	33,867	5	102,742	6	234,103
	Instruction	0	-	0	-	0	-	0	-
	Clinical	0	-	0	-	0	-	0	-
	Totals	8	239,110	1	33,867	14	356,840	6	234,103

VP FOR ACADEMIC AFFAIRS*

<i>Proposals</i>		0	-	2	35,396	0	-	3	40,396
<i>Awards</i>	Research	1	5,000	1	8,367	3	14,000	1	8,367
	Other	1	5,000	3	107,076	4	415,001	4	112,076
	Instruction	0	-	0	-	0	-	0	-
	Clinical	0	-	0	-	0	-	0	-
	Totals	2	10,000	4	115,443	7	429,001	5	120,443

		August 2003		August 2002		FISCAL YEAR TO DATE (7/03-8/03)		FISCAL YEAR TO DATE (7/02-8/02)	
		<u>No.</u>	<u>Total Amt.</u>	<u>No.</u>	<u>Total Amt.</u>	<u>No.</u>	<u>Total Amt.</u>	<u>No.</u>	<u>Total Amt.</u>
VP FOR ADMINISTRATIVE SERVICES*									
Proposals		1	7,330	0	-	1	7,330	0	-
Awards	Research	0	-	0	-	0	-	0	-
	Other	0	-	0	-	0	-	0	-
	Instruction	0	-	0	-	0	-	0	-
	Clinical	0	-	0	-	0	-	0	-
	Totals	0	-	0	-	0	-	0	-
VP FOR HEALTH SCIENCES*									
Proposals		5	1,016,122	7	1,545,506	17	26,928,102	12	28,175,997
Awards	Research	10	1,091,117	10	1,167,718	39	12,668,696	58	17,858,957
	Other	1	142,158	2	23,000	2	167,158	6	1,042,915
	Instruction	0	-	0	-	1	47,000	0	-
	Clinical	2	216,000	1	84,000	3	289,497	4	713,500
	Totals	13	1,449,275	13	1,274,718	45	13,172,351	68	19,615,372
VP FOR RESEARCH*									
Proposals		2	724,746	1	31,489	2	724,746	1	31,489
Awards	Research	0	-	0	-	2	10,000	1	90,075
	Other	1	9,971	3	41,489	1	9,971	7	642,062
	Instruction	0	-	0	-	0	-	0	-
	Clinical	0	-	0	-	0	-	0	-
	Totals	1	9,971	3	41,489	3	19,971	8	732,137
VP FOR STUDENT AFFAIRS & SERVICES*									
Proposals		1	25,500	0	-	1	25,500	1	15,481
Awards	Research	0	-	0	-	1	300,159	0	-
	Other	1	15,481	1	15,000	2	15,981	2	15,500
	Instruction	3	207,655	1	304,397	3	207,655	3	499,365
	Clinical	0	-	0	-	0	-	0	-
	Totals	4	223,136	2	319,397	6	523,795	5	514,865
VP FOR UNIVERSITY RELATIONS*									
Proposals		0	-	0	-	1	500,000	0	-
Awards	Research	1	35,133	1	65,000	1	35,133	0	-
	Other	0	-	0	-	0	-	1	65,000
	Instruction	0	-	0	-	0	-	0	-
	Clinical	0	-	0	-	0	-	0	-
	Totals	1	35,133	1	65,000	1	35,133	1	65,000
Totals, Proposals		138	\$45,953,043	102	\$31,566,722	328	\$167,187,128	229	\$105,441,162
Totals, AWARDS		251	\$30,728,232	232	\$30,479,294	529	\$70,768,820	511	\$72,877,035

* Amounts for Vice-Presidents' Offices may reflect activity by Institutes, Centers & other discrete organizational entities that report directly to their cognizant Vice Presidents, rather than to a College or Graduate School.