

DATE: October 22, 2002

TO: J. Bernard Machen
 FROM: Raymond F. Gesteland
 SUBJECT: 5-Part Monthly Activity Report

Part I of IV--RESEARCH ACTIVITY SUMMARY

	August 2002		August 2001		FISCAL YEAR TO DATE (7/02-8/02)		FISCAL YEAR TO DATE (7/01-8/01)	
	No.	Total Amt.	No.	Total Amt.	No.	Total Amt.	No.	Total Amt.
PROPOSALS*	102	\$ 31,566,722	124	\$ 24,331,286	229	\$ 105,441,162	268	\$ 111,083,878
AWARDS								
Research	168	\$27,063,365	233	\$28,421,617	385	\$63,084,692	395	\$60,220,211
Other	41	1,560,678	32	3,020,735	83	4,133,697	49	4,410,192
Instruction	15	1,453,571	27	2,701,249	29	3,578,138	46	4,856,356
Clinical	8	401,680	24	1,967,747	14	2,080,508	36	2,888,284
SUBTOTALS	232	30,479,294	316	36,111,348	511	72,877,035	526	72,375,043
Fellowships & Financial Aids		326,756		305,479		1,240,454		1,677,841
ALL AWARD TOTALS		\$ 30,806,050		\$ 36,416,827		\$ 74,117,489		\$ 74,052,884

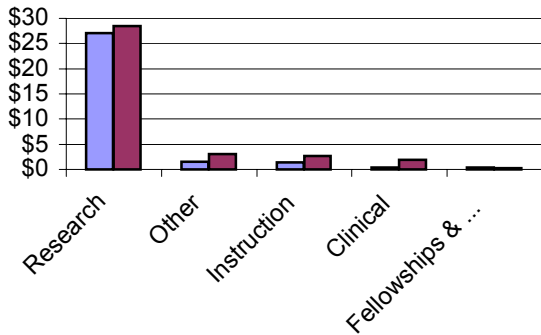
cc: Coralie Alder
 A. Lorris Betz
 Vincent Bogdanski
 Paul Brinkman
 Jayne Carney
 Arnold B. Combe
 Fred C. Esplin
 Cecelia H. Foxley
 John G. Francis
 Raymond F. Gesteland
 Peter L. Goss
 W. Ralph Hardy
 Jerry Kaplan
 Nancy Lyon
 J. Michael Mattsson
 Barbara K. Nielsen
 David W. Pershing
 Ronald J. Pugmire
 Lee Siegel
 Amy Sikalis
 Laura Snow
 Kimberly Wirthlin

Raymond F. Gesteland
 Vice-President for Research

Part I of V Summary of University Research Activity August 2002

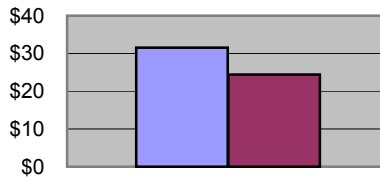
August 2002 vs. August 2001

Awards, In Millions



■ Awards This Month
■ Awards, Same Month Last Year

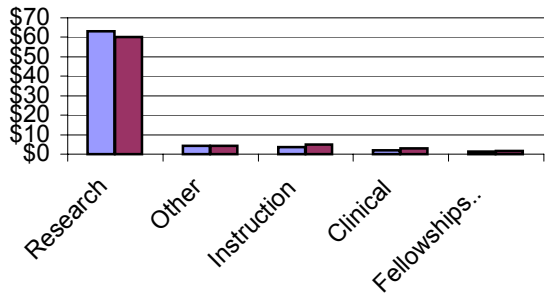
Proposals, In Millions



■ All Proposals, This Month
■ All Proposals, Same Month Last Year

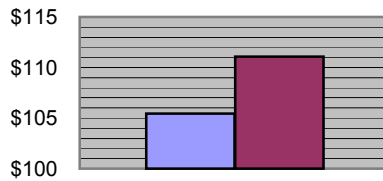
FYTD August 2002 vs. FYTD August 2001

Awards, In Millions



■ Awards, This Fiscal Year To Date
■ Awards, Same Month Last Fiscal Year To Date

Proposals, In Millions



■ All Proposals, This Fiscal Year To Date
■ All Proposals, Last Fiscal Year To Date

VICE-PRESIDENT FOR RESEARCH
August 2002
Part II of V--PROPOSALS AND AWARDS OVER \$2 MILLION

DATE: October 22, 2002

PROPOSALS

	<i>Department</i>	<i>Sponsor Name</i>	<i>Proposal Title</i>	<i>Start Date</i>	<i>End Date</i>	<i>Total Amount</i>
Medicine						
Lasater, Eric M	Ophthalmology	PHS/Public Health Service/Natl Eye Instit	University Of Utah, Core Vision Reseach Grant.	4/1/03	3/31/08	\$2,905,670

Pharmacy

Foltz, Rodger L	Pharmacology & Toxicology	PHS/Public Health Service/Natl Inst Drug Abuse	Analytical Services Center For Medications Development Program.	12/30/02	12/29/07	\$5,353,295
-----------------	---------------------------	------------------------------------------------	-----------------------------------------------------------------	----------	----------	-------------

AWARDS

	<i>Department</i>	<i>Sponsor Name</i>	<i>Proposal Title</i>	<i>Start Date</i>	<i>End Date</i>	<i>Total Amount</i>
Medicine						
Clegg, Daniel O	Internal Medicine	Natl Inst/Arth/Musc/Skin	Study Of The Efficacy Of Glucosamine And Glucosamine/Chondroitin Sulfate In Knee Osteoarthritis.	9/15/99	3/15/05	\$3,297,896

VICE-PRESIDENT FOR RESEARCH
August 2002
Part III of IV--AWARDS BY SPONSOR

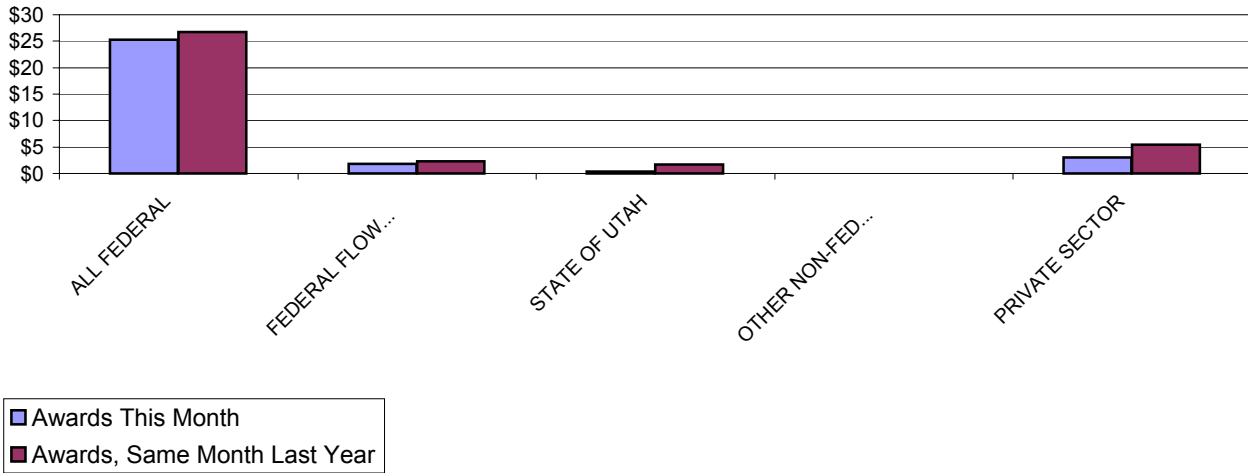
DATE: October 22, 2002

	August 2002		August 2001		FISCAL YEAR TO DATE (7/02-8/02)		FISCAL YEAR TO DATE (7/01-8/01)	
	<u>No.</u>	<u>Total Amt.</u>	<u>No.</u>	<u>Total Amt.</u>	<u>No.</u>	<u>Total Amt.</u>	<u>No.</u>	<u>Total Amt.</u>
ALL FEDERAL	123	\$ 25,259,144	138	\$ 26,714,318	241	\$ 45,811,998	216	\$ 43,472,859
<i>Misc. Federal Agencies</i>	3	563,992	3	104,301	3	563,992	3	104,301
Nat'l Aeronaut/Space Adm	3	175,478	1	22,000	3	175,478	1	22,000
Nat'l Endowmt/Humanitie	0	-	3	29,993	0	-	3	29,993
Nat'l Science Foundation	20	2,926,161	12	2,106,896	44	7,317,311	22	3,089,021
US Dept of Agriculture	0	-	1	73,530	0	-	3	363,530
US Dept of Commerce	0	-	1	65,200	2	24,747	1	65,200
US Dept of Defense	3	25,656	3	114,523	8	777,631	3	114,523
US Dept of Education	4	846,396	6	904,381	8	1,361,087	8	1,393,027
US Dept of Energy	7	923,554	11	2,291,433	18	2,021,017	16	3,049,902
US Dept of the Interior	6	263,917	1	131,514	11	474,889	2	163,896
US Dept of Transportation	0	-	0	-	0	-	0	-
US Environmental Prot Agc	1	25,000	0	-	1	25,000	1	5,000
US Health & Human Servs	76	19,508,990	96	20,870,547	143	33,070,846	153	35,072,466
US Veterans Admin	0	-	0	-	0	-	0	-
FEDERAL FLOW-DOWN	37	1,815,271	47	2,259,538	75	3,990,185	67	3,114,110
STATE OF UTAH	11	350,723	24	1,659,813	28	1,428,812	43	2,554,811
OTHER NON-FED GOVT.	2	60,651	-	-	2	60,651	0	-
PRIVATE SECTOR	59	2,993,505	107	5,477,679	165	21,585,389	200	23,233,263
Commercial Sponsors	32	1,122,536	52	3,848,485	71	4,116,619	89	5,704,632
Not-For-Profit Sponsors	27	1,870,969	55	1,629,194	94	17,468,770	111	17,528,631
GRAND TOTALS	232	\$ 30,479,294	316	\$ 36,111,348	511	\$ 72,877,035	526	\$ 72,375,043

Part III of V Summary of Awards by Sponsor August 2002

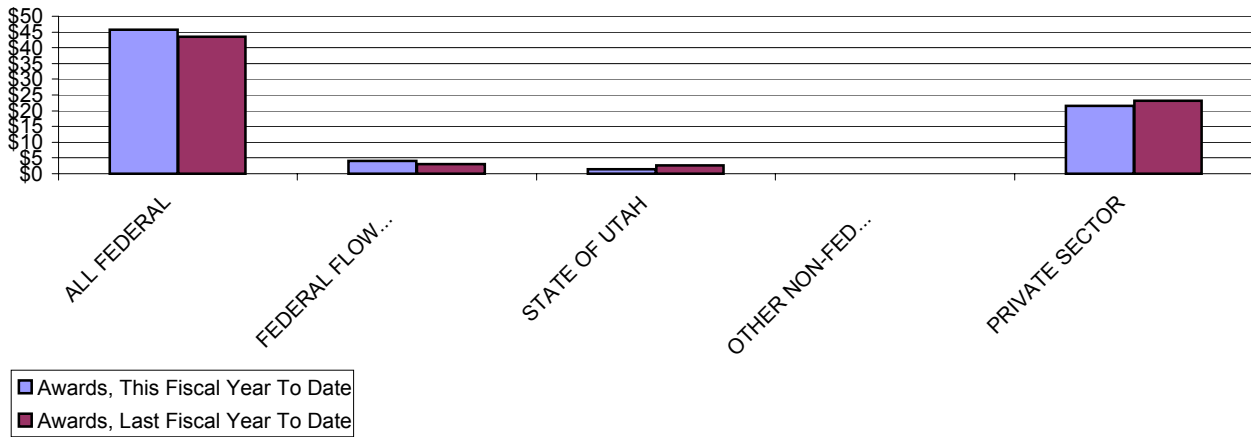
August 2002 vs. August 2001

Awards, In Millions



FYTD August 2002 vs. FYTD August 2001

Awards, In Millions



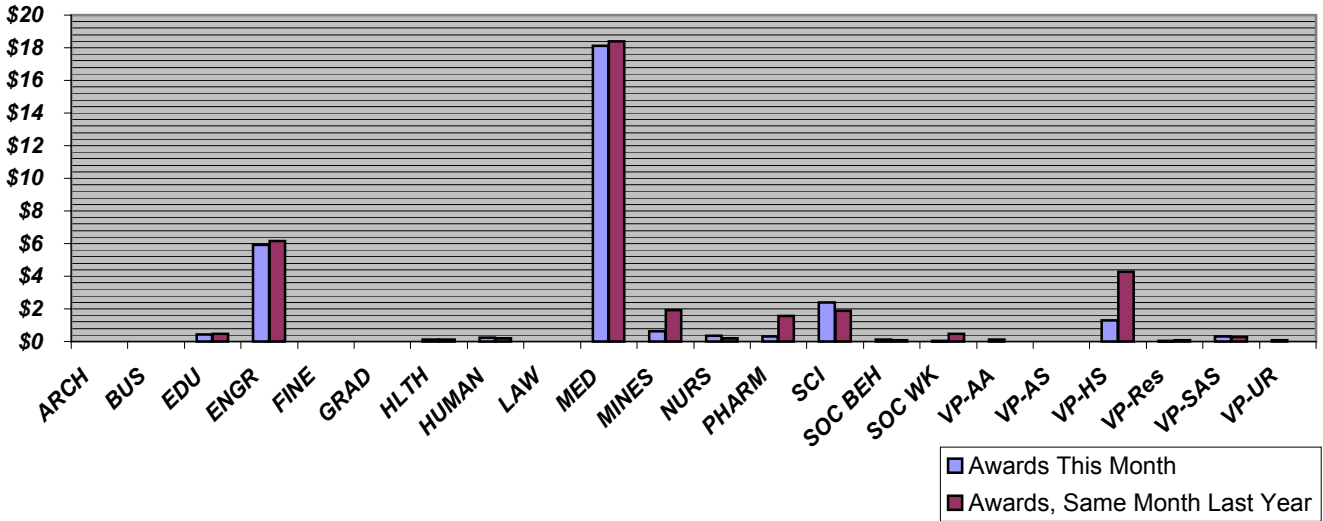
VICE-PRESIDENT FOR RESEARCH
August 2002
Part IV of V--AWARDS BY COLLEGE

DATE: October 22, 2002

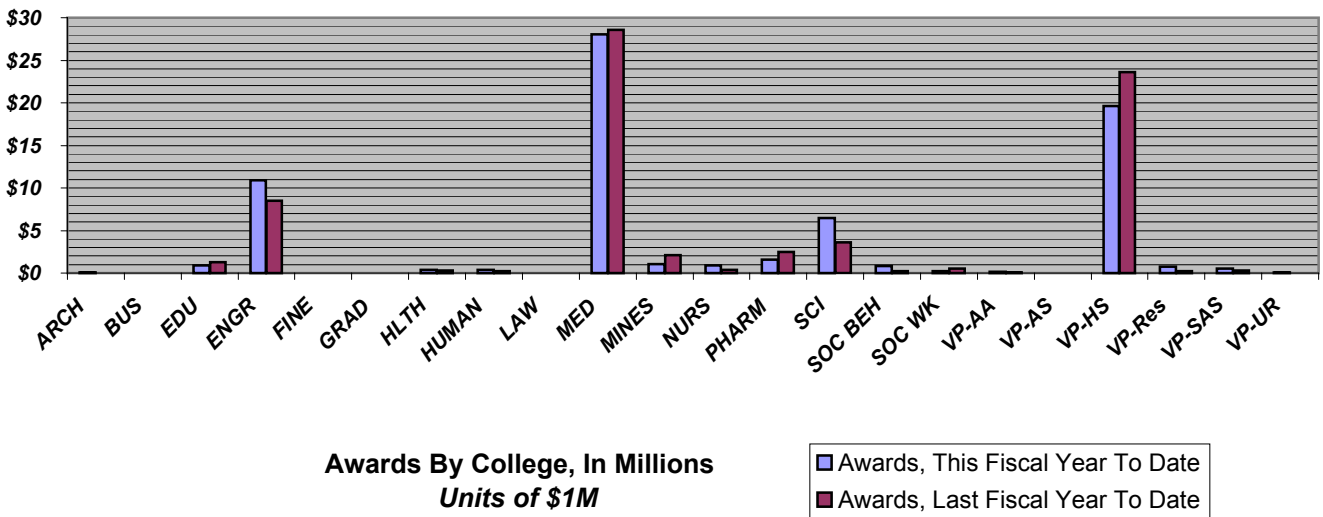
	August 2002		August 2001		FISCAL YEAR TO DATE (7/02-8/02)		FISCAL YEAR TO DATE (7/01-8/01)	
	<u>No.</u>	<u>Total Amt.</u>	<u>No.</u>	<u>Total Amt.</u>	<u>No.</u>	<u>Total Amt.</u>	<u>No.</u>	<u>Total Amt.</u>
ARCHITECTURE	0	-	0	-	2	49,190	0	-
BUSINESS	0	-	0	-	0	-	0	-
EDUCATION	3	428,518	3	463,431	6	870,867	7	1,271,270
ENGINEERING	40	5,919,364	45	6,142,051	81	10,930,295	82	8,469,133
FINE ARTS	0	-	1	-	1	25,000	1	-
GRADUATE SCHOOL	0	-	1	17,940	1	37,270	1	17,940
HEALTH	4	108,330	3	135,417	6	342,500	7	314,386
HUMANITIES	2	242,000	2	206,352	3	385,000	4	212,352
LAW	0	-	1	3,600	0	-	1	3,600
MEDICINE	113	18,122,161	130	18,387,691	195	28,067,158	199	28,539,077
MINES & EARTH SCIENCES	11	644,658	10	1,902,703	22	1,089,190	16	2,092,042
NURSING	2	362,411	2	196,174	6	901,066	6	372,276
PHARMACY	5	305,732	15	1,555,204	17	1,570,485	23	2,502,184
SCIENCE	24	2,390,966	23	1,892,782	59	6,491,592	39	3,602,789
SOCIAL & BEHAVIORAL SCIENCES	4	105,240	3	72,517	20	846,132	6	229,427
SOCIAL WORK	1	33,867	7	472,469	6	234,103	8	514,109
VP/ACADEMIC AFFAIRS	4	115,443	3	16,000	5	120,443	5	109,270
VP/ADMINISTRATIVE SERVICES	0	-	0	-	0	-	1	37,500
VP/HEALTH SCIENCES	13	1,274,718	61	4,283,422	67	19,604,742	109	23,618,093
VP/RESEARCH	3	41,489	3	89,110	8	732,137	7	190,110
VP/STUDENT AFFAIRS & SERVICES	2	319,397	3	274,485	5	514,865	3	274,485
VP/UNIVERSITY RELATIONS	1	65,000	0	-	1	65,000	1	5,000
GRAND TOTALS	232	\$30,479,294	316	\$36,111,348	511	\$72,877,035	526	\$72,375,043

Part IV of V Summary of Awards by College August 2002

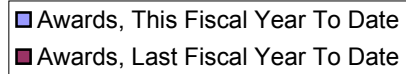
August 2002 vs. August 2001



FYTD August 2002 vs. FYTD August 2001



Awards By College, In Millions
Units of \$1M



VICE-PRESIDENT FOR RESEARCH
August 2002
Part IV of IV--GENERAL COLLEGE ACTIVITY

DATE: October 22, 2002

		August 2002		August 2001		FISCAL YEAR TO DATE (7/02-8/02)		FISCAL YEAR TO DATE (7/01-8/01)	
		<u>No.</u>	<u>Total Amt.</u>	<u>No.</u>	<u>Total Amt.</u>	<u>No.</u>	<u>Total Amt.</u>	<u>No.</u>	<u>Total Amt.</u>
ARCHITECTURE									
Proposals		0	-	0	-	0	-	0	-
Awards	Research	0	-	0	-	1	47,820	0	-
	Other	0	-	0	-	1	1,370	0	-
	Instruction	0	-	0	-	0	-	0	-
	Clinical	0	-	0	-	0	-	0	-
	Totals	0	-	0	-	2	49,190	0	-
BUSINESS									
Proposals		1	202,360	0	-	2	253,995	0	-
Awards	Research	0	-	0	-	0	-	0	-
	Other	0	-	0	-	0	-	0	-
	Instruction	0	-	0	-	0	-	0	-
	Clinical	0	-	0	-	0	-	0	-
	Totals	0	-	0	-	0	-	0	-
EDUCATION									
Proposals		3	1,040,679	0	-	4	1,080,679	1	456,793
Awards	Research	2	128,519	2	313,431	3	208,893	2	313,431
	Other	0	-	0	-	1	239,000	1	172,000
	Instruction	1	299,999	1	150,000	2	422,974	4	785,839
	Clinical	0	-	0	-	0	-	0	-
	Totals	3	428,518	3	463,431	6	870,867	7	1,271,270
ENGINEERING									
Proposals		21	5,259,383	30	4,269,514	38	11,429,797	57	12,459,124
Awards	Research	35	5,630,801	43	6,099,551	73	10,601,632	76	8,445,461
	Other	4	138,563	1	2,500	6	153,663	4	108,672
	Instruction	1	150,000	1	40,000	2	175,000	2	(85,000)
	Clinical	0	-	0	-	0	-	0	-
	Totals	40	5,919,364	45	6,142,051	81	10,930,295	82	8,469,133
FINE ARTS									
Proposals		0	-	0	-	1	19,460	0	-
Awards	Research	0	-	0	-	0	-	0	-
	Other	0	-	1	-	1	25,000	1	-
	Instruction	0	-	0	-	0	-	0	-
	Clinical	0	-	0	-	0	-	0	-
	Totals	0	-	1	-	1	25,000	1	-

	August 2002		August 2001		FISCAL YEAR TO DATE (7/02-8/02)		FISCAL YEAR TO DATE (7/01-8/01)	
	<u>No.</u>	<u>Total Amt.</u>	<u>No.</u>	<u>Total Amt.</u>	<u>No.</u>	<u>Total Amt.</u>	<u>No.</u>	<u>Total Amt.</u>
GRADUATE SCHOOL								
Proposals	0	-	0	-	1	37,270	1	1,406,524

Awards	Research	0	-	0	-	0	-	0	-
	Other	0	-	0	-	1	37,270	0	-
	Instruction	0	-	1	17,940	0	-	1	17,940
	Clinical	0	-	0	-	0	-	0	-
	Totals	0	-	1	17,940	1	37,270	1	17,940

HEALTH

Proposals	1	32,877	4	132,801	3	535,677	8	478,640
------------------	---	--------	---	---------	---	---------	---	---------

Awards	Research	1	5,500	1	25,000	1	5,500	2	53,509
	Other	2	78,830	2	110,417	4	313,000	4	224,877
	Instruction	1	24,000	0	-	1	24,000	1	36,000
	Clinical	0	-	0	-	0	-	0	-
	Totals	4	108,330	3	135,417	6	342,500	7	314,386

HUMANITIES

Proposals	0	-	3	130,175	1	143,000	3	130,175
------------------	---	---	---	---------	---	---------	---	---------

Awards	Research	2	242,000	2	206,352	2	242,000	2	206,352
	Other	0	-	0	-	0	-	1	2,000
	Instruction	0	-	0	-	1	143,000	1	4,000
	Clinical	0	-	0	-	0	-	0	-
	Totals	2	242,000	2	206,352	3	385,000	4	212,352

LAW

Proposals	0	-	2	74,280	0	-	2	74,280
------------------	---	---	---	--------	---	---	---	--------

Awards	Research	0	-	1	3,600	0	-	1	3,600
	Other	0	-	0	-	0	-	0	-
	Instruction	0	-	0	-	0	-	0	-
	Clinical	0	-	0	-	0	-	0	-
	Totals	0	-	1	3,600	0	-	1	3,600

MEDICINE

Proposals	44	10,550,636	37	10,926,365	89	32,271,068	89	44,391,452
------------------	----	------------	----	------------	----	------------	----	------------

Awards	Research	75	16,139,503	78	12,659,670	138	23,874,345	128	20,576,411
	Other	20	989,803	11	2,130,084	30	1,592,630	12	2,218,781
	Instruction	11	675,175	19	2,034,340	18	2,215,520	28	3,438,922
	Clinical	7	317,680	22	1,563,597	9	384,663	31	2,304,963
	Totals	113	18,122,161	130	18,387,691	195	28,067,158	199	28,539,077

MINES & EARTH SCIENCES

Proposals	3	384,734	12	1,449,756	16	4,748,264	24	4,238,012
------------------	---	---------	----	-----------	----	-----------	----	-----------

Awards	Research	10	632,908	7	1,710,043	19	953,729	11	1,820,064
	Other	1	11,750	3	192,660	3	135,461	5	271,978
	Instruction	0	-	0	-	0	-	0	-
	Clinical	0	-	0	-	0	-	0	-
	Totals	11	644,658	10	1,902,703	22	1,089,190	16	2,092,042

	August 2002		August 2001		FISCAL YEAR TO DATE (7/02-8/02)		FISCAL YEAR TO DATE (7/01-8/01)	
	<u>No.</u>	<u>Total Amt.</u>	<u>No.</u>	<u>Total Amt.</u>	<u>No.</u>	<u>Total Amt.</u>	<u>No.</u>	<u>Total Amt.</u>
NURSING								
Proposals	0	-	2	390,824	1	415,807	4	1,199,737

Awards	Research	2	362,411	2	196,174	6	901,066	5	271,174
	Other	0	-	0	-	0	-	0	-
	Instruction	0	-	0	-	0	-	1	101,102
	Clinical	0	-	0	-	0	-	0	-
	Totals	2	362,411	2	196,174	6	901,066	6	372,276

PHARMACY

Proposals	3	6,051,241	5	504,872	13	8,300,687	13	4,394,039
------------------	---	-----------	---	---------	----	-----------	----	-----------

Awards	Research	4	223,732	14	1,511,204	12	1,139,413	20	2,226,463
	Other	1	82,000	1	44,000	5	431,072	2	227,400
	Instruction	0	-	0	-	0	-	0	-
	Clinical	0	-	0	-	0	-	1	48,321
	Totals	5	305,732	15	1,555,204	17	1,570,485	23	2,502,184

SCIENCE

Proposals	13	6,068,129	14	4,464,665	32	14,110,378	33	16,308,953
------------------	----	-----------	----	-----------	----	------------	----	------------

Awards	Research	23	2,363,216	22	1,792,822	54	6,310,380	36	3,060,473
	Other	1	27,750	0	-	4	137,000	1	400,000
	Instruction	0	-	1	99,960	1	44,212	2	142,316
	Clinical	0	-	0	-	0	-	0	-
	Totals	24	2,390,966	23	1,892,782	59	6,491,592	39	3,602,789

SOCIAL & BEHAVIORAL SCIENCES

Proposals	2	269,318	5	770,421	8	3,562,763	11	2,706,066
------------------	---	---------	---	---------	---	-----------	----	-----------

Awards	Research	2	96,690	2	50,517	15	780,515	4	156,199
	Other	2	8,550	0	-	4	11,550	0	-
	Instruction	0	-	1	22,000	1	54,067	2	73,228
	Clinical	0	-	0	-	0	-	0	-
	Totals	4	105,240	3	72,517	20	846,132	6	229,427

SOCIAL WORK

Proposals	1	94,974	2	57,032	3	268,954	3	5,611,991
------------------	---	--------	---	--------	---	---------	---	-----------

Awards	Research	0	-	1	28,500	0	-	1	28,500
	Other	1	33,867	6	443,969	6	234,103	7	485,609
	Instruction	0	-	0	-	0	-	0	-
	Clinical	0	-	0	-	0	-	0	-
	Totals	1	33,867	7	472,469	6	234,103	8	514,109

VP FOR ACADEMIC AFFAIRS*

Proposals	2	35,396	0	-	3	40,396	2	312,968
------------------	---	--------	---	---	---	--------	---	---------

Awards	Research	2	70,367	0	-	2	70,367	0	-
	Other	2	45,076	3	16,000	3	50,076	5	109,270
	Instruction	0	-	0	-	0	-	0	-
	Clinical	0	-	0	-	0	-	0	-
	Totals	4	115,443	3	16,000	5	120,443	5	109,270

		August 2002		August 2001		FISCAL YEAR TO DATE (7/02-8/02)		FISCAL YEAR TO DATE (7/01-8/01)	
		<u>No.</u>	<u>Total Amt.</u>	<u>No.</u>	<u>Total Amt.</u>	<u>No.</u>	<u>Total Amt.</u>	<u>No.</u>	<u>Total Amt.</u>
VP FOR ADMINISTRATIVE SERVICES*									
Proposals		0	-	0	-	0	-	1	37,500
Awards	Research	0	-	0	-	0	-	0	-
	Other	0	-	0	-	0	-	1	37,500
	Instruction	0	-	0	-	0	-	0	-
	Clinical	0	-	0	-	0	-	0	-
	Totals	0	-	0	-	0	-	1	37,500
VP FOR HEALTH SCIENCES*									
Proposals		7	1,545,506	6	1,115,581	12	28,175,997	12	16,719,324
Awards	Research	10	1,167,718	57	3,745,643	58	17,858,957	103	22,949,464
	Other	2	23,000	1	56,211	4	49,940	1	56,211
	Instruction	0	-	1	77,418	0	-	1	77,418
	Clinical	1	84,000	2	404,150	5	1,695,845	4	535,000
	Totals	13	1,274,718	61	4,283,422	67	19,604,742	109	23,618,093
VP FOR RESEARCH*									
Proposals		1	31,489	0	-	1	31,489	1	71,000
Awards	Research	0	-	1	79,110	1	90,075	4	109,110
	Other	3	41,489	2	10,000	7	642,062	3	81,000
	Instruction	0	-	0	-	0	-	0	-
	Clinical	0	-	0	-	0	-	0	-
	Totals	3	41,489	3	89,110	8	732,137	7	190,110
VP FOR STUDENT AFFAIRS & SERVICES*									
Proposals		0	-	0	-	1	15,481	0	-
Awards	Research	0	-	0	-	0	-	0	-
	Other	1	15,000	1	14,894	2	15,500	1	14,894
	Instruction	1	304,397	2	259,591	3	499,365	2	259,591
	Clinical	0	-	0	-	0	-	0	-
	Totals	2	319,397	3	274,485	5	514,865	3	274,485
VP FOR UNIVERSITY RELATIONS*									
Proposals		0	-	2	45,000	0	-	3	87,300
Awards	Research	0	-	0	-	0	-	0	-
	Other	1	65,000	0	-	1	65,000	0	-
	Instruction	0	-	0	-	0	-	1	5,000
	Clinical	0	-	0	-	0	-	0	-
	Totals	1	65,000	0	-	1	65,000	1	5,000
Totals, Proposals		102	31,566,722	124	24,331,286	229	105,441,162	268	111,083,878
Totals, AWARDS		232	\$30,479,294	316	\$36,111,348	511	\$72,877,035	526	\$72,375,043

* Amounts for Vice-Presidents' Offices may reflect activity by Institutes, Centers & other discrete organizational entities that report directly to their cognizant Vice Presidents, rather than to a College or Graduate School.