

TO: J. Bernard Machen
 FROM: Raymond F. Gesteland

SUBJECT: 5-Part Monthly Activity Report

Part I of IV--RESEARCH ACTIVITY SUMMARY

	August 2001		August 2000		FISCAL YEAR TO DATE (7/01-8/01)		FISCAL YEAR TO DATE (7/00-8/00)	
	<u>No.</u>	<u>Total Amt.</u>	<u>No.</u>	<u>Total Amt.</u>	<u>No.</u>	<u>Total Amt.</u>	<u>No.</u>	<u>Total Amt.</u>
PROPOSALS*	124	\$ 24,331,286	104	\$ 49,964,348	268	\$ 111,083,878	202	\$ 105,585,989
AWARDS								
Research	233	\$28,421,617	163	\$22,319,688	395	\$60,220,211	396	\$49,666,441
Other	27	2,631,766	39	1,432,931	44	4,021,223	71	2,898,716
Instruction	32	3,090,218	17	749,775	51	5,245,325	34	2,099,796
Clinical	24	1,967,747	14	427,230	36	2,888,284	30	1,862,077
SUBTOTALS	316	\$36,111,348	233	\$24,929,624	526	\$72,375,043	531	\$56,527,030
Fellowships & Financial Aids		305,479		67,941		1,677,841		842,885
ALL AWARD TOTALS		\$ 36,416,827		\$ 24,997,565		\$ 74,052,884		\$ 57,369,915


 Raymond F. Gesteland
 Vice-President for Research

- cc: Coralie Alder
 Michael T. Benson
 A. Lorris Betz
 Paul Brinkman
 Lynne U. Chronister
 Arnold B. Combe
 Fred C. Esplin
 Cecelia H. Foxley
 John G. Francis
 Raymond F. Gesteland
 Peter L. Goss
 W. Ralph Hardy
 Jerry Kaplan
 Nancy Lyon
 J. Michael Mattsson
 Barbara K. Nielsen
 David W. Pershing
 Ronald J. Pugmire
 Lee Siegel

OFFICE OF THE VICE PRESIDENT FOR RESEARCH
 201 S PRESIDENTS CIRCLE RM 210
 SALT LAKE CITY, UTAH 84112-9011

(801) 581-7236
 FAX (801) 585-6212

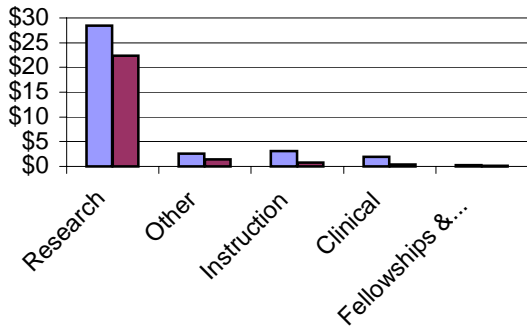
Part I of V

Summary of University Research Activity

August 2001

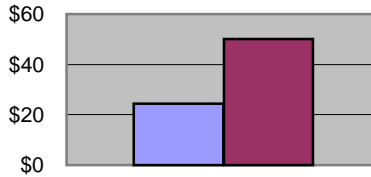
August 2001 vs. August 2000

Awards, In Millions



■ Awards This Month
■ Awards, Same Month Last Year

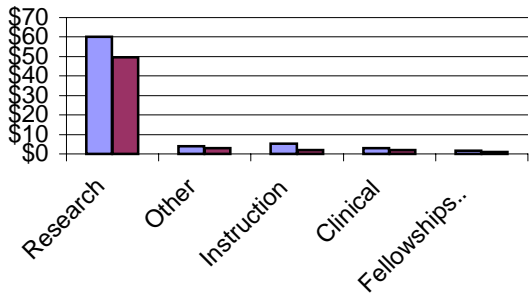
Proposals, In Millions



■ All Proposals, This Month
■ All Proposals, Same Month Last Year

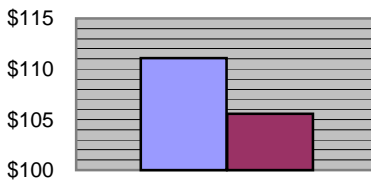
FYTD August 2001 vs. FYTD August 2000

Awards, In Millions



■ Awards, This Fiscal Year To Date
■ Awards, Same Month Last Fiscal Year To Date

Proposals, In Millions



■ All Proposals, This Fiscal Year To Date
■ All Proposals, Last Fiscal Year To Date

VICE-PRESIDENT FOR RESEARCH
August 2001
Part II of V--PROPOSALS AND AWARDS OVER \$2 MILLION

DATE: September 17, 2001

PROPOSALS

	<i>Department</i>	<i>Sponsor Name</i>	<i>Proposal Title</i>	<i>Start Date</i>	<i>End Date</i>	<i>Total Amount</i>
Medicine						
Cheung, Alfred K	Internal Medicine	PHS/Public Health Service	Prevention Of Hemodialysis Vascular Access Stenosis.	4/1/02	3/31/05	\$2,806,296

AWARDS

<i>Department</i>	<i>Sponsor Name</i>	<i>Proposal Title</i>	<i>Start Date</i>	<i>End Date</i>	<i>Total Amount</i>
There were no awards for over \$2 Million for August, 2001.					

VICE-PRESIDENT FOR RESEARCH
August 2001
Part III of IV--AWARDS BY SPONSOR

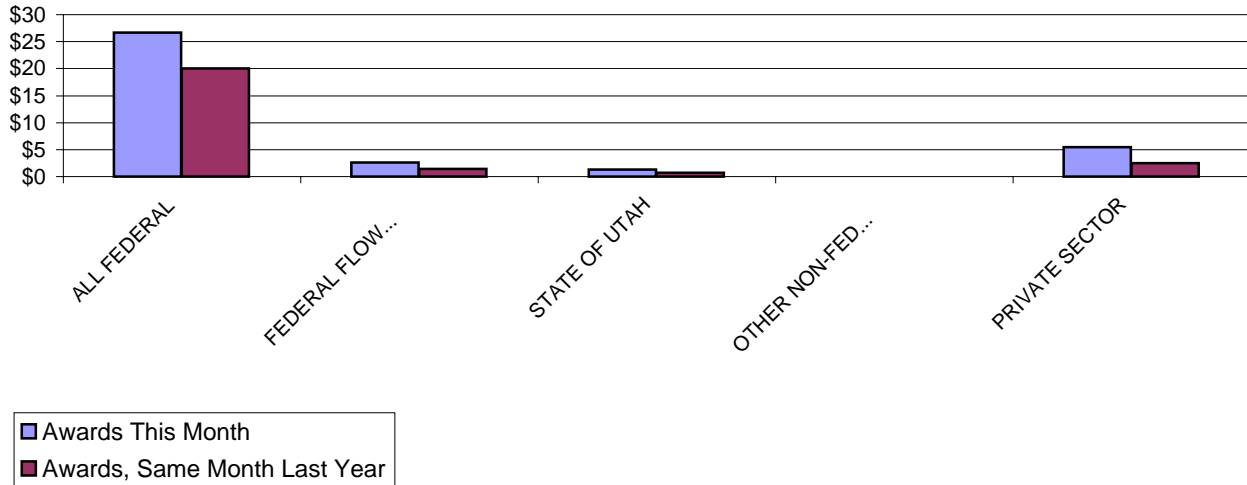
DATE: September 17, 2001

	August 2001		August 2000		FISCAL YEAR TO DATE (7/01-8/01)		FISCAL YEAR TO DATE (7/00-8/00)	
	<u>No.</u>	<u>Total Amt.</u>	<u>No.</u>	<u>Total Amt.</u>	<u>No.</u>	<u>Total Amt.</u>	<u>No.</u>	<u>Total Amt.</u>
ALL FEDERAL	138	\$ 26,714,318	121	\$ 20,011,037	216	\$ 43,472,859	199	\$ 29,508,564
<i>Misc. Federal Agencies</i>	3	104,301	1	249,146	3	104,301	2	472,146
Nat'l Aeronaut/Space Adm	1	22,000	2	40,905	1	22,000	7	318,250
Nat'l Endowmt/Humanitie:	3	29,993	0	-	3	29,993	0	-
Nat'l Science Foundation	12	2,106,896	23	3,283,848	22	3,089,021	45	5,166,571
US Dept of Agriculture	1	73,530	3	26,380	3	363,530	3	26,380
US Dept of Commerce	1	65,200	0	-	1	65,200	0	-
US Dept of Defense	3	114,523	7	468,974	3	114,523	7	468,974
US Dept of Education	6	904,381	2	180,011	8	1,393,027	4	563,412
US Dept of Energy	11	2,291,433	6	444,959	16	3,049,902	13	859,029
US Dept of the Interior	1	131,514	1	58,000	2	163,896	4	134,390
US Dept of Transportation	0	-	0	-	0	-	0	-
US Environmental Prot Agc	0	-	1	100,601	1	5,000	4	193,991
US Health & Human Servs	96	20,870,547	75	15,158,213	153	35,072,466	110	21,305,421
US Veterans Admin	0	-	0	-	0	-	0	-
FEDERAL FLOW-DOWN	53	2,659,443	37	1,476,268	74	3,527,121	62	2,483,141
STATE OF UTAH	19	1,270,844	17	659,342	38	2,165,842	27	1,725,624
OTHER NON-FED GOVT.	0	-	2	238,736	0	-	3	263,736
PRIVATE SECTOR	106	5,466,743	56	2,544,241	198	23,209,221	240	22,545,965
Commercial Sponsors	52	3,848,485	37	1,503,850	89	5,704,632	77	4,246,399
Not-For-Profit Sponsors	54	1,618,258	19	1,040,391	109	17,504,589	163	18,299,566
GRAND TOTALS	316	\$ 36,111,348	233	\$ 24,929,624	526	\$ 72,375,043	531	\$ 56,527,030

Part III of V Summary of Awards by Sponsor August 2001

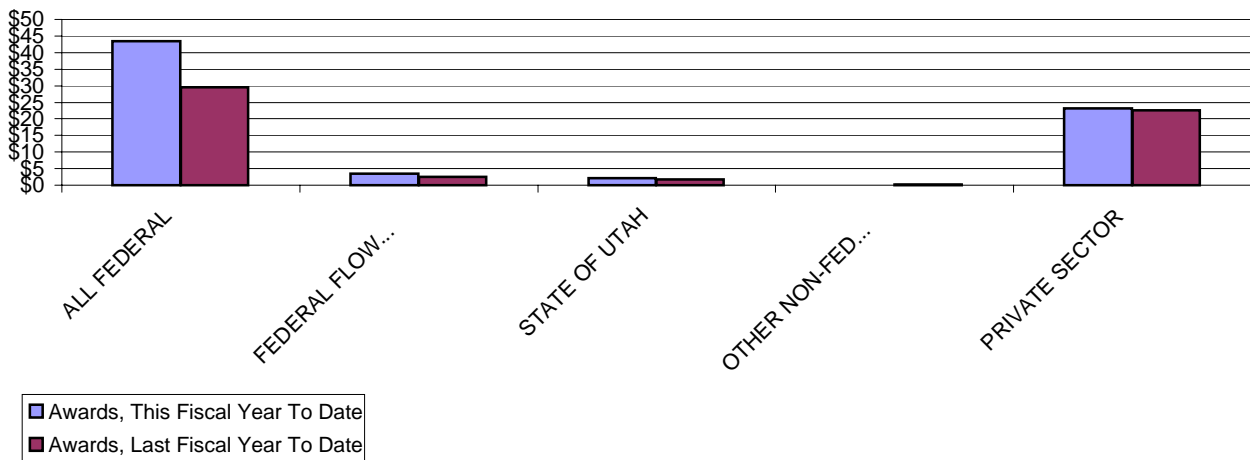
August 2001 vs. August 2000

Awards, In Millions



FYTD August 2001 vs. FYTD August 2000

Awards, In Millions



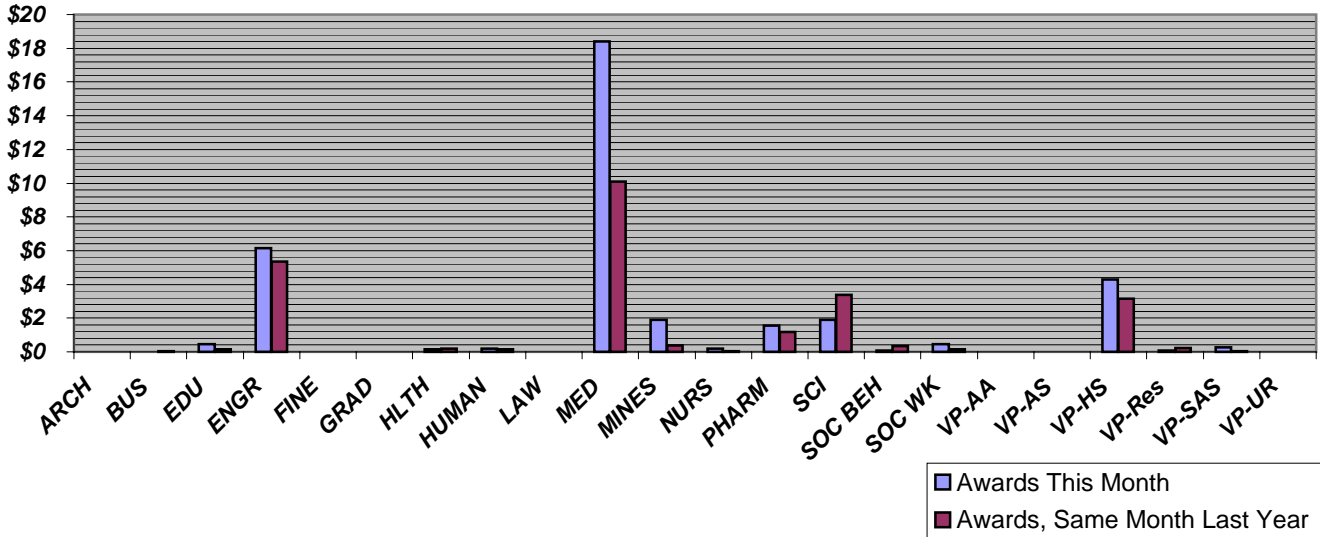
VICE-PRESIDENT FOR RESEARCH
August 2001
Part IV of V--AWARDS BY COLLEGE

DATE: September 17, 2001

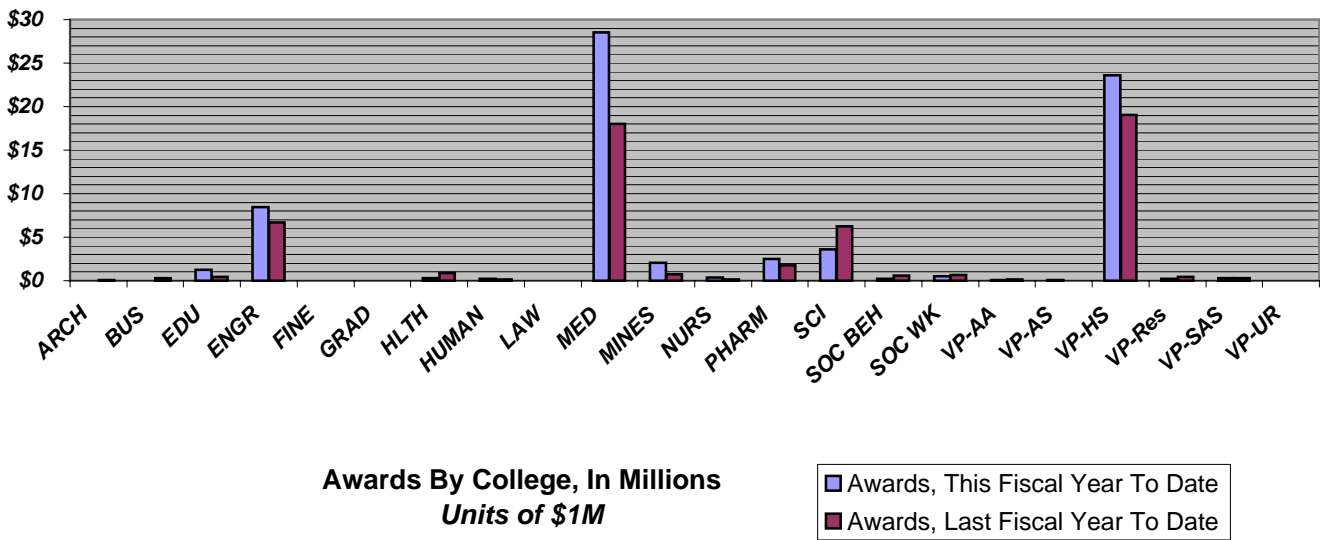
	August 2001		August 2000		FISCAL YEAR TO DATE (7/01-8/01)		FISCAL YEAR TO DATE (7/00-8/00)	
	<i>No.</i>	<i>Total Amt.</i>	<i>No.</i>	<i>Total Amt.</i>	<i>No.</i>	<i>Total Amt.</i>	<i>No.</i>	<i>Total Amt.</i>
ARCHITECTURE	0	-	1	2,700	0	-	2	67,210
BUSINESS	0	-	1	39,779	0	-	3	294,286
EDUCATION	3	463,431	2	162,000	7	1,271,270	5	460,902
ENGINEERING	45	6,142,051	41	5,333,745	82	8,469,133	66	6,680,059
FINE ARTS	1	-	0	-	1	-	0	-
GRADUATE SCHOOL	1	17,940	0	-	1	17,940	0	-
HEALTH	3	135,417	1	196,265	7	314,386	4	855,674
HUMANITIES	2	206,352	1	170,011	4	212,352	2	180,811
LAW	1	3,600	0	-	1	3,600	0	-
MEDICINE	130	18,387,691	90	10,088,932	199	28,539,077	170	17,981,420
MINES & EARTH SCIENCES	10	1,902,703	9	396,247	16	2,092,042	14	741,197
NURSING	2	196,174	2	55,700	6	372,276	3	124,895
PHARMACY	15	1,555,204	7	1,176,799	23	2,502,184	16	1,747,608
SCIENCE	23	1,892,782	36	3,393,890	39	3,602,789	62	6,230,294
SOCIAL & BEHAVIORAL SCIENCES	3	72,517	8	355,882	6	229,427	17	596,272
SOCIAL WORK	7	472,469	3	158,969	8	514,109	4	694,317
VP/ACADEMIC AFFAIRS	3	16,000	2	12,500	5	109,270	6	123,531
VP/ADMINISTRATIVE SERVICES	0	-	0	-	1	37,500	0	-
VP/HEALTH SCIENCES	61	4,283,422	16	3,139,357	109	23,618,093	136	19,020,636
VP/RESEARCH	3	89,110	11	221,954	7	190,110	18	469,454
VP/STUDENT AFFAIRS & SERVICES	3	274,485	2	24,894	3	274,485	3	258,464
VP/UNIVERSITY RELATIONS	0	-	0	-	1	5,000	0	-
GRAND TOTALS	316	\$36,111,348	233	\$24,929,624	526	\$72,375,043	531	\$56,527,030

Part IV of V
Summary of Awards by College
August 2001

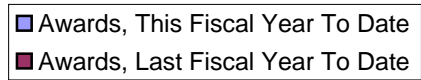
August 2001 vs. August 2000



FYTD August 2001 vs. FYTD August 2000



Awards By College, In Millions
Units of \$1M



VICE-PRESIDENT FOR RESEARCH
August 2001
Part IV of IV--GENERAL COLLEGE ACTIVITY

DATE: September 17, 2001

		August 2001		August 2000		FISCAL YEAR TO DATE (7/01-8/01)		FISCAL YEAR TO DATE (7/00-8/00)	
		<u>No.</u>	<u>Total Amt.</u>	<u>No.</u>	<u>Total Amt.</u>	<u>No.</u>	<u>Total Amt.</u>	<u>No.</u>	<u>Total Amt.</u>
ARCHITECTURE									
Proposals		0	-	1	2,700	0	-	1	2,700
Awards	Research	0	-	0	-	0	-	1	64,510
	Other	0	-	1	2,700	0	-	1	2,700
	Instruction	0	-	0	-	0	-	0	-
	Clinical	0	-	0	-	0	-	0	-
	Totals	0	-	1	2,700	0	-	2	67,210
BUSINESS									
Proposals		0	-	0	-	0	-	0	-
Awards	Research	0	-	1	39,779	0	-	3	294,286
	Other	0	-	0	-	0	-	0	-
	Instruction	0	-	0	-	0	-	0	-
	Clinical	0	-	0	-	0	-	0	-
	Totals	0	-	1	39,779	0	-	3	294,286
EDUCATION									
Proposals		0	-	0	-	1	456,793	3	196,960
Awards	Research	2	313,431	0	-	2	313,431	0	-
	Other	0	-	1	127,000	1	172,000	2	161,960
	Instruction	1	150,000	1	35,000	4	785,839	3	298,942
	Clinical	0	-	0	-	0	-	0	-
	Totals	3	463,431	2	162,000	7	1,271,270	5	460,902
ENGINEERING									
Proposals		30	4,269,514	21	12,538,240	56	9,762,524	37	19,695,608
Awards	Research	43	6,099,551	37	5,242,697	76	8,445,461	59	6,565,146
	Other	1	2,500	4	91,048	4	108,672	7	114,913
	Instruction	1	40,000	0	-	2	(85,000)	0	-
	Clinical	0	-	0	-	0	-	0	-
	Totals	45	6,142,051	41	5,333,745	82	8,469,133	66	6,680,059
FINE ARTS									
Proposals		0	-	0	-	0	-	0	-
Awards	Research	0	-	0	-	0	-	0	-
	Other	1	-	0	-	1	-	0	-
	Instruction	0	-	0	-	0	-	0	-
	Clinical	0	-	0	-	0	-	0	-
	Totals	1	-	0	-	1	-	0	-

		August 2001		August 2000		FISCAL YEAR TO DATE (7/01-8/01)		FISCAL YEAR TO DATE (7/00-8/00)	
	<u>No.</u>	<u>Total Amt.</u>	<u>No.</u>	<u>Total Amt.</u>	<u>No.</u>	<u>Total Amt.</u>	<u>No.</u>	<u>Total Amt.</u>	
GRADUATE SCHOOL									
Proposals	0	-	0	-	1	1,406,524	0	-	
Awards									
Research	0	-	0	-	0	-	0	-	
Other	0	-	0	-	0	-	0	-	
Instruction	1	17,940	0	-	1	17,940	0	-	
Clinical	0	-	0	-	0	-	0	-	
Totals	1	17,940	0	-	1	17,940	0	-	
HEALTH									
Proposals	4	132,801	2	270,660	8	478,640	2	270,660	
Awards									
Research	1	25,000	1	196,265	2	53,509	3	801,419	
Other	2	110,417	0	-	4	224,877	0	-	
Instruction	0	-	0	-	1	36,000	1	54,255	
Clinical	0	-	0	-	0	-	0	-	
Totals	3	135,417	1	196,265	7	314,386	4	855,674	
HUMANITIES									
Proposals	3	130,175	1	3,000	3	130,175	1	3,000	
Awards									
Research	2	206,352	1	170,011	2	206,352	1	170,011	
Other	0	-	0	-	1	2,000	0	-	
Instruction	0	-	0	-	1	4,000	1	10,800	
Clinical	0	-	0	-	0	-	0	-	
Totals	2	206,352	1	170,011	4	212,352	2	180,811	
LAW									
Proposals	2	74,280	0	-	2	74,280	0	-	
Awards									
Research	1	3,600	0	-	1	3,600	0	-	
Other	0	-	0	-	0	-	0	-	
Instruction	0	-	0	-	0	-	0	-	
Clinical	0	-	0	-	0	-	0	-	
Totals	1	3,600	0	-	1	3,600	0	-	
MEDICINE									
Proposals	37	10,926,365	34	12,173,208	89	44,391,452	73	28,017,780	
Awards									
Research	78	12,659,670	59	8,697,498	128	20,576,411	106	14,422,638	
Other	11	2,130,084	12	736,247	12	2,218,781	23	1,121,968	
Instruction	19	2,034,340	8	367,368	28	3,438,922	16	831,598	
Clinical	22	1,563,597	11	287,819	31	2,304,963	25	1,605,216	
Totals	130	18,387,691	90	10,088,932	199	28,539,077	170	17,981,420	
MINES & EARTH SCIENCES									
Proposals	12	1,449,756	10	1,336,325	24	4,238,012	18	2,521,554	
Awards									
Research	7	1,710,043	5	169,646	11	1,820,064	8	251,661	
Other	3	192,660	3	126,000	5	271,978	4	355,545	
Instruction	0	-	1	100,601	0	-	2	133,991	
Clinical	0	-	0	-	0	-	0	-	
Totals	10	1,902,703	9	396,247	16	2,092,042	14	741,197	

		August 2001		August 2000		FISCAL YEAR TO DATE (7/01-8/01)		FISCAL YEAR TO DATE (7/00-8/00)	
		No.	Total Amt.	No.	Total Amt.	No.	Total Amt.	No.	Total Amt.
NURSING									
Proposals		2	390,824	1	150,000	4	1,199,737	1	150,000
Awards	Research	2	196,174	2	55,700	5	271,174	3	124,895
	Other	0	-	0	-	0	-	0	-
	Instruction	0	-	0	-	1	101,102	0	-
	Clinical	0	-	0	-	0	-	0	-
	Totals	2	196,174	2	55,700	6	372,276	3	124,895
PHARMACY									
Proposals		5	504,872	3	1,999,484	13	4,394,039	8	4,674,756
Awards	Research	14	1,511,204	5	984,593	20	2,226,463	11	1,433,687
	Other	1	44,000	1	142,800	2	227,400	3	151,565
	Instruction	0	-	0	-	0	-	0	-
	Clinical	0	0	1	49,406	1	48,321	2	162,356
	Totals	15	1,555,204	7	1,176,799	23	2,502,184	16	1,747,608
SCIENCE									
Proposals		14	4,464,665	9	16,193,797	33	16,308,953	24	27,218,890
Awards	Research	22	1,792,822	32	3,315,453	36	3,060,473	55	5,900,850
	Other	0	-	1	25,000	1	400,000	2	38,000
	Instruction	1	99,960	3	53,437	2	142,316	5	291,444
	Clinical	0	-	0	-	0	-	0	-
	Totals	23	1,892,782	36	3,393,890	39	3,602,789	62	6,230,294
SOCIAL & BEHAVIORAL SCIENCES									
Proposals		6	775,421	9	642,628	13	5,407,666	11	875,881
Awards	Research	2	50,517	6	356,694	4	156,199	11	534,707
	Other	0	-	2	(812)	0	-	5	9,738
	Instruction	1	22,000	0	-	2	73,228	1	51,827
	Clinical	0	-	0	-	0	-	0	-
	Totals	3	72,517	8	355,882	6	229,427	17	596,272
SOCIAL WORK									
Proposals		1	52,032	3	384,842	2	5,606,991	5	1,550,051
Awards	Research	1	28,500	0	-	1	28,500	0	-
	Other	1	55,000	2	9,600	2	96,640	3	544,948
	Instruction	5	388,969	1	149,369	5	388,969	1	149,369
	Clinical	0	-	0	-	0	-	0	-
	Totals	7	472,469	3	158,969	8	514,109	4	694,317
VP FOR ACADEMIC AFFAIRS*									
Proposals		0	-	1	395,137	2	312,968	3	431,143
Awards	Research	0	-	0	-	0	-	0	-
	Other	3	16,000	1	3,500	5	109,270	5	114,531
	Instruction	0	-	1	9,000	0	-	1	9,000
	Clinical	0	-	0	-	0	-	0	-
	Totals	3	16,000	2	12,500	5	109,270	6	123,531

	August 2001		August 2000		FISCAL YEAR TO DATE (7/01-8/01)		FISCAL YEAR TO DATE (7/00-8/00)	
	<u>No.</u>	<u>Total Amt.</u>	<u>No.</u>	<u>Total Amt.</u>	<u>No.</u>	<u>Total Amt.</u>	<u>No.</u>	<u>Total Amt.</u>
VP FOR ADMINISTRATIVE SERVICES*								
Proposals	0	-	0	-	1	37,500	0	-
Awards								
Research	0	-	0	-	0	-	0	-
Other	0	-	0	-	1	37,500	0	-
Instruction	0	-	0	-	0	-	0	-
Clinical	0	-	0	-	0	-	0	-
Totals	0	-	0	-	1	37,500	0	-

VP FOR HEALTH SCIENCES*

Proposals	6	1,115,581	4	823,979	12	16,719,324	9	16,326,729
Awards								
Research	57	3,745,643	13	3,024,352	103	22,949,464	133	18,905,631
Other	1	56,211	0	-	1	56,211	0	-
Instruction	1	77,418	1	25,000	1	77,418	1	25,000
Clinical	2	404,150	2	90,005	4	535,000	2	90,005
Totals	61	4,283,422	16	3,139,357	109	23,618,093	136	19,020,636

VP FOR RESEARCH*

Proposals	0	-	1	4,954	1	71,000	2	604,883
Awards								
Research	1	79,110	1	67,000	4	109,110	2	197,000
Other	2	10,000	10	154,954	3	81,000	15	267,954
Instruction	0	-	0	-	0	-	0	-
Clinical	0	-	0	-	0	-	1	4,500
Totals	3	89,110	11	221,954	7	190,110	18	469,454

VP FOR STUDENT AFFAIRS & SERVICES*

Proposals	0	-	2	40,394	0	-	2	40,394
Awards								
Research	0	-	0	-	0	-	0	-
Other	1	14,894	1	14,894	1	14,894	1	14,894
Instruction	2	259,591	1	10,000	2	259,591	2	243,570
Clinical	0	-	0	-	0	-	0	-
Totals	3	274,485	2	24,894	3	274,485	3	258,464

VP FOR UNIVERSITY RELATIONS*

Proposals	2	45,000	2	3,005,000	3	87,300	2	3,005,000
Awards								
Research	0	-	0	-	0	-	0	-
Other	0	-	0	-	0	-	0	-
Instruction	0	-	0	-	1	5,000	0	-
Clinical	0	-	0	-	0	-	0	-
Totals	0	-	0	-	1	5,000	0	-

Totals, Proposals	124	24,331,286	104	49,964,348	268	111,083,878	202	105,585,989
Totals, AWARDS	316	\$36,111,348	233	\$24,929,624	526	\$72,375,043	531	\$56,527,030

* Amounts for Vice-Presidents' Offices may reflect activity by Institutes, Centers & other discrete organizational entities that report directly to their cognizant Vice Presidents, rather than to a College or Graduate School.