

DATE: August 29, 2005

TO: Michael K. Young
 FROM: Raymond F. Gesteland

SUBJECT: 6-Part Monthly Activity Report

Part I of VI--RESEARCH ACTIVITY SUMMARY

	July 2005		July 2004		FISCAL YEAR TO DATE (7/2005)		FISCAL YEAR TO DATE (7/2004)		
	No.	Total Amt.	No.	Total Amt.	No.	Total Amt.	No.	Total Amt.	
AWARDS									
Research	166	\$24,547,045	185	\$31,666,108	166	24,547,045	185	\$31,666,108	
Other	51	7,193,510	50	4,818,875	51	7,193,510	50	4,818,875	
Instruction	31	2,878,092	27	4,234,672	31	2,878,092	27	4,234,672	
Clinical	11	553,570	28	843,709	11	553,570	28	843,709	
SUBTOTALS	259	35,172,217	290	41,563,364	259	35,172,217	290	41,563,364	
Fellowships & Financial Aids		1,280,190		1,517,368		1,280,190		1,517,368	
ALL AWARD TOTALS		\$ 36,452,407		\$ 43,080,732		\$ 36,452,407		\$ 43,080,732	
PROPOSAL TOTALS*	140	\$ 75,023,962	142	\$ 65,735,037	140	\$ 75,023,962	142	\$ 65,735,037	

* Includes 8 resubmission proposals for the current fiscal month totaling \$13,070,519.

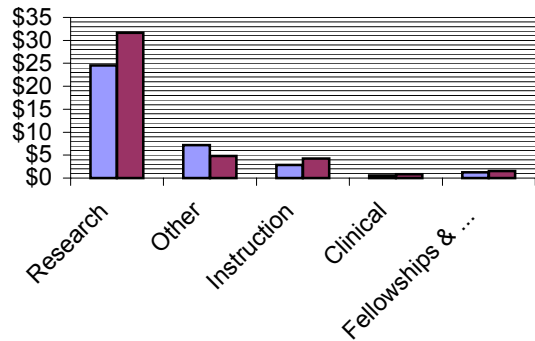
cc: Coralie Alder
 James R. Bardsley
 A. Lorris Betz
 Jeffrey R. Botkin
 Paul Brinkman
 Brian A. Cummings
 Arnold B. Combe
 Fred C. Esplin
 John G. Francis
 Raymond F. Gesteland
 Jerry Kaplan
 Richard E. Kendell
 Elliott C. Kulakowski
 Gary D. Levy
 Nancy Lyon
 J. Michael Mattsson
 Barbara K. Nielsen
 David W. Pershing
 Ronald J. Pugmire
 Lee Siegel
 Laura Snow
 Jeffrey J. West
 Kimberly Wirthlin

Raymond F. Gesteland
 Vice-President for Research

Part I of VI Summary of University Research Activity July 2005

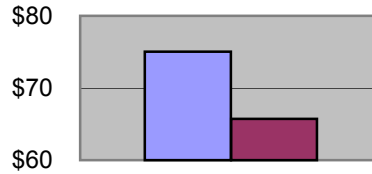
July 2005 vs. July 2004

Awards, In Millions



■ Awards This Month
■ Awards, Same Month Last Year

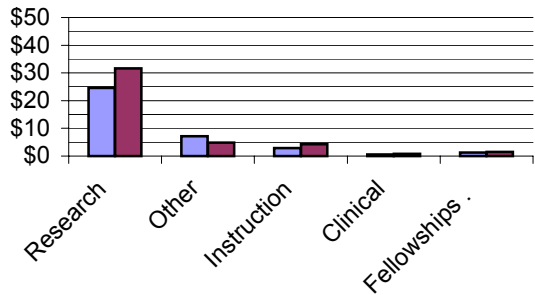
Proposals, In Millions



■ All Proposals, This Month
■ All Proposals, Same Month Last Year

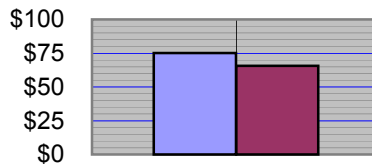
FYTD July 2005 vs. FYTD July 2004

Awards, In Millions



■ Awards, This Fiscal Year To Date
■ Awards, Same Month Last Fiscal Year To Date

Proposals, In Millions



■ All Proposals, This Fiscal Year To Date
■ All Proposals, Last Fiscal Year To Date

VICE-PRESIDENT FOR RESEARCH
July 2005

Part II of VI--PROPOSALS AND AWARDS OVER \$1 MILLION

DATE: August 29, 2005

PROPOSALS

	<i>Department</i>	<i>Sponsor Name</i>	<i>Proposal Title</i>	<i>Start Date</i>	<i>End Date</i>	<i>Total Amount</i>
College of Engineering						
Nemcok, Michal	Civil & Environmental Engr	Multiple Sponsors	Hydrocarbon Exploration Models In Deep Water Rift & Passive Margin Settings.	10/1/05	9/30/08	\$1,080,004
School of Medicine						
Flanigan, Kevin M	Human Genetics	NIH/Natl Institutes of Health	Translational Research In The Dystrophinopathies.	1/1/06	12/31/09	\$5,827,468
Worsley, Marina	Psychiatry	NIH/Natl Institutes of Health	Family-Genetic Study Of Youth At Risk For Schizophrenia.	4/1/06	3/31/11	\$3,430,438
Leventhal, Audie G	Neurobiology & Anatomy	NIH/Natl Institutes of Health	Degradation Of Cortical Function In Senescent Monkeys.	4/1/06	3/31/11	\$3,246,074
Eckels, David D	Pathology	NIH/Natl Institutes of Health	Regulation Of Human T-Cell Immunity To Hcv Antigens.	7/1/05	6/30/10	\$2,378,060
Zhang, Kang	Ophthalmology	NIH/Natl Institutes of Health	ELOVL4 & Retinal Disease.	5/1/06	4/30/11	\$1,868,750
Bamshad, Michael J	Pediatrics	Colorado State Univ	Regional Centers For Excellence For Biodefense & Emerging Infectious Disease.	6/1/05	5/31/10	\$1,643,112
Samore, Matthew H	Internal Medicine	HHS/Ctrs For Disease Contr & Prevent	Enhancing Detection Of Public Health Events Through Electronic Surveillance.	10/1/05	9/30/08	\$1,524,602
Varner, Michael W	Obstetrics & Gynecology	NIH/Natl Inst Child Hlth Human Dis	NICHD Maternal Fetal Medicine Units Network - Multicenter.	4/1/06	3/31/11	\$1,427,517
Howes, Kimberly A	Ophthalmology	NIH/Natl Institutes of Health	Age Products & Receptors In AMD	4/1/06	3/31/11	\$1,308,125
Faix, Roger G	Pediatrics	NIH/Natl Inst Child Hlth Human Dis	NICHD Cooperative Multicenter Research Network - Utah Center.	4/1/06	3/31/11	\$1,300,854
Moreno, Alonso	Sch Med/Dean's Office	NIH/Natl Heart Lung & Blood Instit	Permeability Of Heteromeric Heart Gap Junction Channels.	7/1/05	6/30/08	\$1,121,250
College of Science						
Fogelson, Aaron L	Mathematics	NIH/Natl Institutes of Health	Computational Tools For Dynamical Modeling Of Thrombosis.	4/1/06	3/31/11	\$3,533,974

PROPOSALS (continued)

	<i>Department</i>	<i>Sponsor Name</i>	<i>Proposal Title</i>	<i>Start Date</i>	<i>End Date</i>	<i>Total Amount</i>
<i>Sr Vice-President for Academic Affairs</i>						
Olson, Susan M	Off VP Academic Affairs	NSF/Natl Science Fndn	Advance Institutional Transformation Award-- Partnering For Institutional Transformation.	10/1/05	9/30/10	\$3,747,877
<i>Sr Vice-President for Health Sciences</i>						
Peay, Wayne J	Eccles Health Sci Library	NIH/Natl Library Of Medicine	National Network Of Libraries Of Medicine (NN/LM) Services.	5/1/06	4/30/11	\$8,868,298
Peay, Wayne J	Eccles Health Sci Library	NIH/Natl Library Of Medicine	National Network Of Libraries Of Medicine (NN/LM) Outreach Evaluation Resource Center.	5/1/06	4/30/11	\$1,387,511

AWARDS

	<i>Department</i>	<i>Sponsor Name</i>	<i>Award Title</i>	<i>Start Date</i>	<i>End Date</i>	<i>Total Amount</i>
<i>School of Medicine</i>						
McMahon, William M	Psychiatry	NIH/Natl Instit of Child Health & Hum Dis	Utah Autism Program.	6/1/97	5/31/07	\$1,108,893
<i>Sr Vice-President for Health Sciences</i>						
Burt, Randall W	Huntsman Cancer Institute	Huntsman Cancer Fndn	Huntsman Cancer Institute - FY 2005-2006.	7/1/05	6/30/06	\$10,000,000
Akerley, Wallace L	Huntsman Cancer Institute	NIH/Natl Cancer Instit	Surveillance,Epidemiology, & End Results (SEER) Program.	8/1/03	7/31/10	\$1,229,509
Peay,Wayne J	Eccles Health Sci Library	NIH/Natl Library of Medicine	National Network Of Libraries Of Medicine (NN/LM).	5/1/01	4/30/06	\$1,187,270

VICE-PRESIDENT FOR RESEARCH
July 2005
Part III of VI--TOP 10 "OTHER" AWARDS

DATE: August 29, 2005

<i>Principal Investigator</i>	<i>Department</i>	<i>Sponsor Name</i>	<i>Title</i>	<i>Start Date</i>	<i>End Date</i>	<i>Total Amount</i>
Peay, Wayne J	Eccles Health Sci Lib	NIH/Natl Library of Med	National Network Of Libraries Of Medicine (NN/LM).	5/1/01	4/30/06	\$1,187,270
Hale, Devon	Internal Medicine	DOD/US Army	Biological Surety Program, Dugway Proving Ground, Utah & The Propency Office For Preventive Medicine.	8/5/04	8/4/06	\$495,804
Alvarado, Rosemary	Social Research Institute	HHS / SAMHSA / Ctr For Subst Abuse Prevention	HIV/SAP Prevention Planning Grant For The Latino Community.	9/30/05	9/29/06	\$250,000
Mann, N Clay	Pediatrics	St of Utah / Dept of Health	Utah Trauma Data.	7/1/03	6/30/06	\$129,000
Olson, Lenora M	Pediatrics	St of Utah / Dept of Health (Prime CDC)	National Violent Death Reporting System.	10/1/04	10/31/05	\$125,500
Mixco, Mauricio	Linguistics	Natl Sci Fndn	Preserving & Enhancing Accessibility Of Gosiute/Shoshoni Materials In The Wick R. Miller Collection.	8/1/05	7/31/06	\$83,796
Lino, Christopher J	Pioneer Memorial Theater	St of Utah / Utah Arts Council (Prime Natl Endow Arts)	General Support Grant--PMT.	7/1/05	6/30/06	\$55,250
Sobek, Adam	Geography	DOI / Natl Park Service	GIS Services For Update & Maintenance Of Long Distance Trails Database Project.	9/6/01	9/14/07	\$55,000
Janzen, Frederick V	Social Research Institute	St of Utah / Dept of Workforce Services	Utah Single Parent Employment Demonstration Program.	7/1/98	9/30/05	\$53,429
Wood, James A	Sch of Bus / Dean's Office	Kennecott Land	[withheld due to confidentiality considerations]	6/10/05	6/10/06	\$47,866

VICE-PRESIDENT FOR RESEARCH
July 2005
Part IV of VI--AWARDS BY SPONSOR

DATE: August 29, 2005

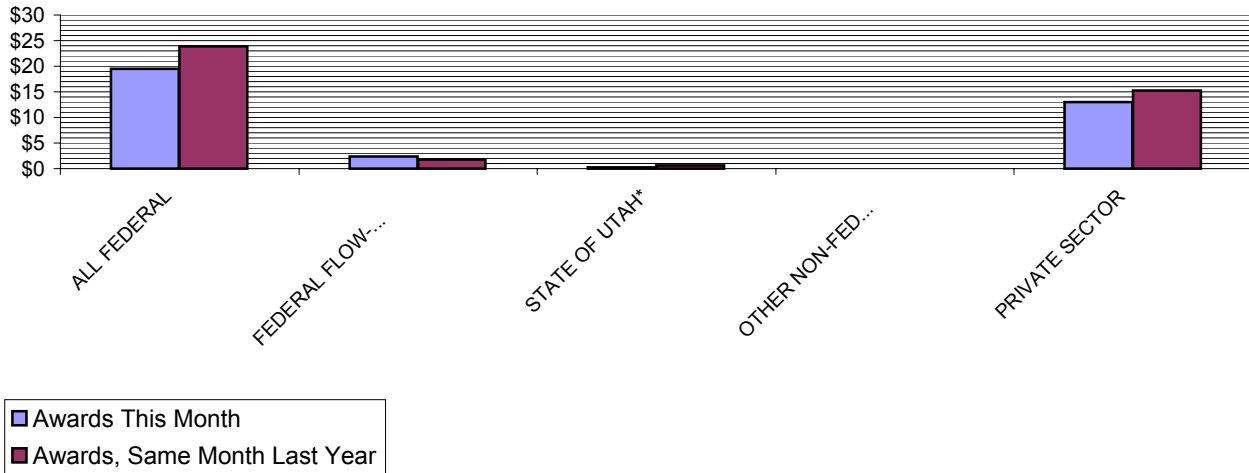
	July 2005		July 2004		FISCAL YEAR TO DATE (7/2005)		FISCAL YEAR TO DATE (7/2004)	
	<u>No.</u>	<u>Total Amt.</u>	<u>No.</u>	<u>Total Amt.</u>	<u>No.</u>	<u>Total Amt.</u>	<u>No.</u>	<u>Total Amt.</u>
ALL FEDERAL	96	\$ 19,496,962	122	\$ 23,827,919	96	\$ 19,496,962	122	\$ 23,827,919
<i>Misc. Federal Agencies</i>	1	64,730	1	199,723	1	64,730	1	199,723
Nat'l Aeronaut/Space Adm	0	-	0	-	0	-	0	-
Nat'l Endowmt/Humanities	0	-	0	-	0	-	0	-
Nat'l Science Foundation	26	4,303,512	17	3,220,818	26	4,303,512	17	3,220,818
US Dept of Agriculture	0	-	1	12,442	0	-	1	12,442
US Dept of Commerce	0	-	2	142,530	0	-	2	142,530
US Dept of Defense	5	755,555	2	374,133	5	755,555	2	374,133
US Dept of Education	0	-	2	305,385	0	-	2	305,385
US Dept of Energy	5	615,287	6	551,879	5	615,287	6	551,879
US Dept of the Interior	2	75,000	4	91,658	2	75,000	4	91,658
US Dept of Transportation	0	-	2	54,488	0	-	2	54,488
US Environmental Prot Agcy	0	-	2	33,884	0	-	2	33,884
US Health & Human Servs	55	13,661,328	83	18,840,979	55	13,661,328	83	18,840,979
US Veterans Admin	2	21,550	0	-	2	21,550	0	-
FEDERAL FLOW-DOWN	42	2,336,534	38	1,806,866	42	2,336,534	38	1,806,866
STATE OF UTAH*	6	270,679	14	638,235	6	270,679	14	638,235
OTHER NON-FED GOVT.	4	45,342	5	30,963	4	45,342	5	30,963
PRIVATE SECTOR	111	13,022,700	111	15,259,381	111	13,022,700	111	15,259,381
Commercial Sponsors	54	1,665,500	54	3,206,995	54	1,665,500	54	3,206,995
Not-For-Profit Sponsors	57	11,357,200	57	12,052,386	57	11,357,200	57	12,052,386
GRAND TOTALS	259	\$ 35,172,217	290	\$ 41,563,364	259	\$ 35,172,217	290	\$ 41,563,364

* State of Utah prime source sponsorship only; "Federal Flow-Down" contains Federal flow-down funding through the State.
Federal flow-down through the State of Utah totaled \$577,957 for July 2005, and \$577,957 for the Fiscal Year to date as of July 2005.

Part IV of VI Summary of Awards by Sponsor July 2005

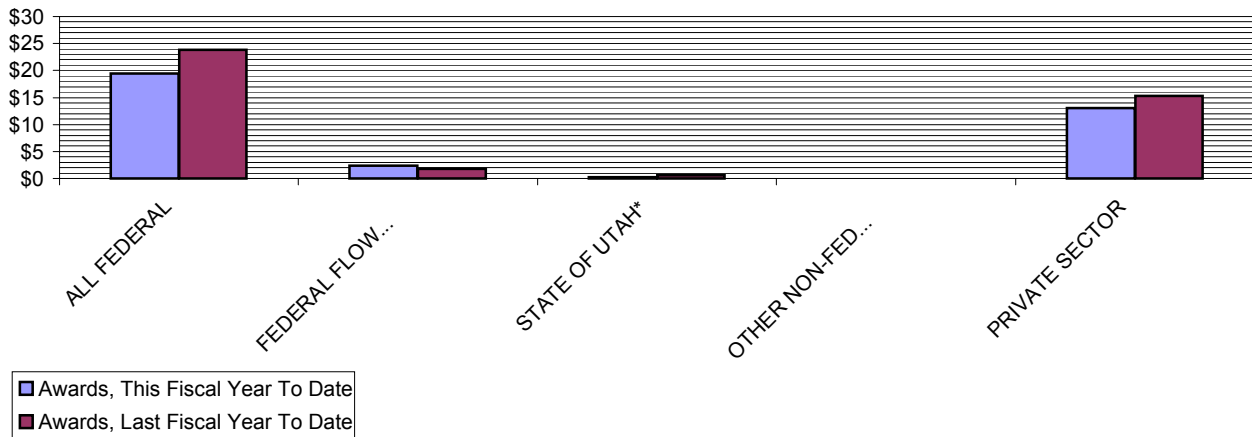
July 2005 vs. July 2004

Awards, In Millions



FYTD July 2005 vs. FYTD July 2004

Awards, In Millions



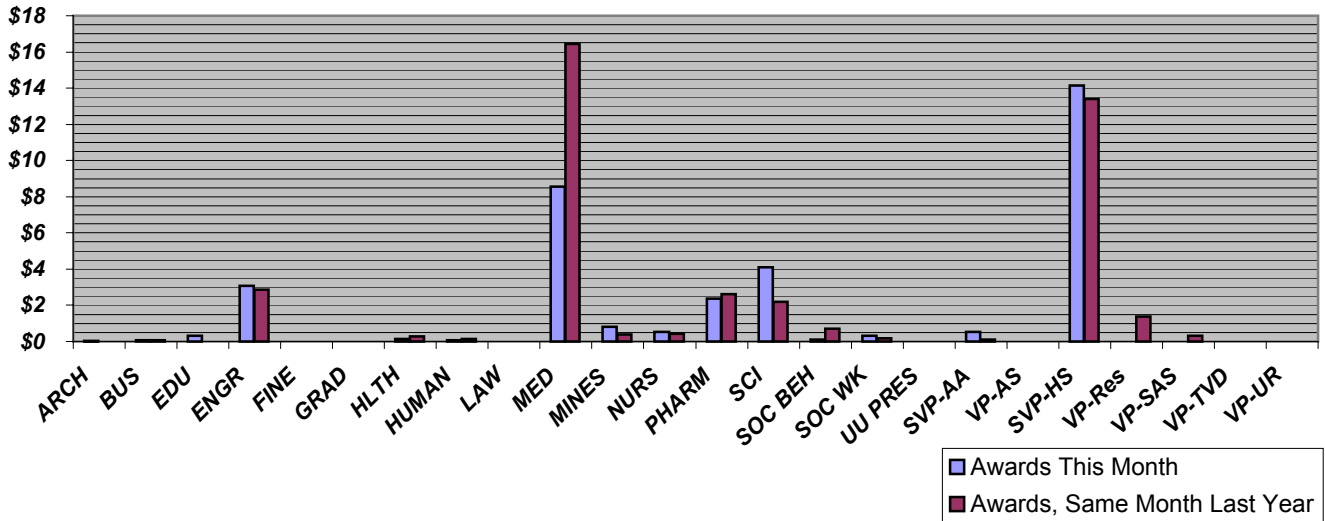
VICE-PRESIDENT FOR RESEARCH
July 2005
Part V of VI--AWARDS BY COLLEGE

DATE: August 29, 2005

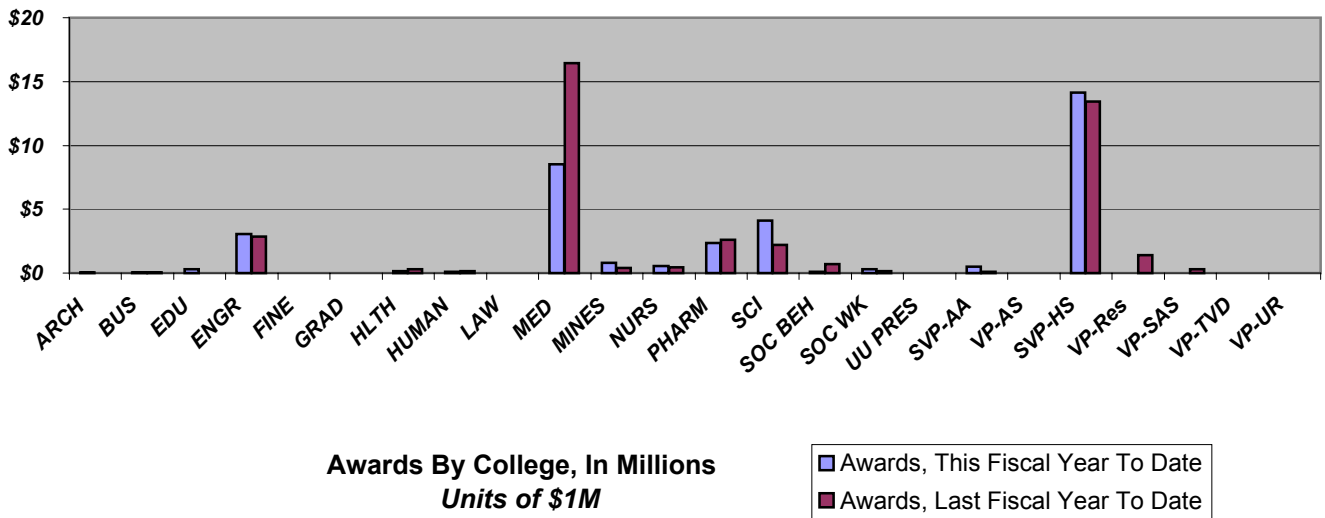
	July 2005		July 2004		FISCAL YEAR TO DATE (7/2005)		FISCAL YEAR TO DATE (7/2004)	
	<u>No.</u>	<u>Total Amt.</u>	<u>No.</u>	<u>Total Amt.</u>	<u>No.</u>	<u>Total Amt.</u>	<u>No.</u>	<u>Total Amt.</u>
ARCHITECTURE & PLANNING	2	25,842	2	14,700	2	25,842	2	14,700
BUSINESS	2	64,366	4	55,669	2	64,366	4	55,669
EDUCATION	3	320,000	0	-	3	320,000	0	-
ENGINEERING	42	3,081,284	30	2,872,643	42	3,081,284	30	2,872,643
FINE ARTS	1	900	0	-	1	900	0	-
GRADUATE SCHOOL	0	-	0	-	0	-	0	-
HEALTH	3	128,375	6	281,293	3	128,375	6	281,293
HUMANITIES	4	87,696	3	154,917	4	87,696	3	154,917
LAW	0	-	1	7,300	0	-	1	7,300
MEDICINE	82	8,543,248	135	16,456,356	82	8,543,248	135	16,456,356
MINES & EARTH SCIENCES	10	826,900	13	381,136	10	826,900	13	381,136
NURSING	4	546,179	3	430,591	4	546,179	3	430,591
PHARMACY	17	2,356,600	17	2,621,151	17	2,356,600	17	2,621,151
SCIENCE	24	4,106,785	14	2,201,960	24	4,106,785	14	2,201,960
SOCIAL & BEHAVIORAL SCIENCES	4	111,667	11	698,126	4	111,667	11	698,126
SOCIAL WORK	2	303,429	2	172,466	2	303,429	2	172,466
UNIVERSITY PRESIDENT	0	-	0	-	0	-	0	-
VP/ACADEMIC AFFAIRS	8	525,582	3	100,790	8	525,582	3	100,790
VP/ADMINISTRATIVE SERVICES	0	-	0	-	0	-	0	-
VP/HEALTH SCIENCES	50	14,138,364	38	13,417,207	50	14,138,364	38	13,417,207
VP/RESEARCH	0	-	4	1,381,624	0	-	4	1,381,624
VP/STUDENT AFFAIRS & SERVICES	0	-	3	310,435	0	-	3	310,435
VP/TECHNOLOGY VENTURE DEV	0	-	0	-	0	-	0	-
VP/UNIVERSITY RELATIONS	1	5,000	1	5,000	1	5,000	2	10,000
GRAND TOTALS	259	\$35,172,217	290	\$41,563,364	259	\$35,172,217	291	\$41,568,364

Part V of VI Summary of Awards by College July 2005

July 2005 vs. July 2004



FYTD July 2005 vs. FYTD July 2004



VICE-PRESIDENT FOR RESEARCH
July 2005
Part VI of VI--GENERAL COLLEGE ACTIVITY

DATE: August 29, 2005

		July 2005		July 2004		FISCAL YEAR TO DATE (7/2005)		FISCAL YEAR TO DATE (7/2004)	
		<u>No.</u>	<u>Total Amt.</u>	<u>No.</u>	<u>Total Amt.</u>	<u>No.</u>	<u>Total Amt.</u>	<u>No.</u>	<u>Total Amt.</u>
ARCHITECTURE & PLANNING									
Proposals		1	60,000	1	8,975	1	60,000	1	8,975
Awards	Research	1	23,842	1	12,300	1	23,842	1	12,300
	Other	1	2,000	1	2,400	1	2,000	1	2,400
	Instruction	0	-	0	-	0	-	0	-
	Clinical	0	-	0	-	0	-	0	-
	Totals	2	25,842	2	14,700	2	25,842	2	14,700
BUSINESS									
Proposals		2	101,500	2	245,653	2	101,500	2	245,653
Awards	Research	0	-	2	39,169	0	-	2	39,169
	Other	2	64,366	2	16,500	2	64,366	2	16,500
	Instruction	0	-	0	-	0	-	0	-
	Clinical	0	-	0	-	0	-	0	-
	Totals	2	64,366	4	55,669	2	64,366	4	55,669
EDUCATION									
Proposals		1	222,537	1	688,918	1	222,537	1	688,918
Awards	Research	0	-	0	-	0	-	0	-
	Other	0	-	0	-	0	-	0	-
	Instruction	3	320,000	0	-	3	320,000	0	-
	Clinical	0	-	0	-	0	-	0	-
	Totals	3	320,000	0	-	3	320,000	0	-
ENGINEERING									
Proposals		25	8,325,961	34	13,617,216	25	8,325,961	34	13,617,216
Awards	Research	37	2,956,284	28	2,785,675	37	2,956,284	28	2,785,675
	Other	0	-	2	86,968	0	-	2	86,968
	Instruction	5	125,000	0	-	5	125,000	0	-
	Clinical	0	-	0	-	0	-	0	-
	Totals	42	3,081,284	30	2,872,643	42	3,081,284	30	2,872,643
FINE ARTS									
Proposals		0	-	0	-	0	-	0	-
Awards	Research	0	-	0	-	0	-	0	-
	Other	1	900	0	-	1	900	0	-
	Instruction	0	-	0	-	0	-	0	-
	Clinical	0	-	0	-	0	-	0	-
	Totals	1	900	0	-	1	900	0	-

		July 2005		July 2004		FISCAL YEAR TO DATE (7/2005)		FISCAL YEAR TO DATE (7/2004)	
		<u>No.</u>	<u>Total Amt.</u>	<u>No.</u>	<u>Total Amt.</u>	<u>No.</u>	<u>Total Amt.</u>	<u>No.</u>	<u>Total Amt.</u>
GRADUATE SCHOOL									
Proposals		1	18,974	0	-	1	18,974	0	-
Awards	Research	0	-	0	-	0	-	0	-
	Other	0	-	0	-	0	-	0	-
	Instruction	0	-	0	-	0	-	0	-
	Clinical	0	-	0	-	0	-	0	-
	Totals	0	-	0	-	0	-	0	-
HEALTH									
Proposals		0	-	4	697,175	0	-	4	697,175
Awards	Research	3	128,375	3	139,651	3	128,375	3	139,651
	Other	0	-	1	40,200	0	-	1	40,200
	Instruction	0	-	2	101,442	0	-	2	101,442
	Clinical	0	-	0	-	0	-	0	-
	Totals	3	128,375	6	281,293	3	128,375	6	281,293
HUMANITIES									
Proposals		1	248,665	1	200,884	1	248,665	1	200,884
Awards	Research	0	-	0	-	0	-	0	-
	Other	2	83,946	2	5,450	2	83,946	2	5,450
	Instruction	2	3,750	1	149,467	2	3,750	1	149,467
	Clinical	0	-	0	-	0	-	0	-
	Totals	4	87,696	3	154,917	4	87,696	3	154,917
LAW									
Proposals		0	-	0	-	0	-	0	-
Awards	Research	0	-	0	-	0	-	0	-
	Other	0	-	1	7,300	0	-	1	7,300
	Instruction	0	-	0	-	0	-	0	-
	Clinical	0	-	0	-	0	-	0	-
	Totals	0	-	1	7,300	0	-	1	7,300
MEDICINE									
Proposals		42	32,218,818	37	14,560,888	42	32,218,818	37	14,560,888
Awards	Research	40	5,789,304	78	11,870,900	40	5,789,304	78	11,870,900
	Other	21	1,018,551	17	1,446,516	21	1,018,551	17	1,446,516
	Instruction	14	1,495,189	15	2,506,604	14	1,495,189	15	2,506,604
	Clinical	7	240,204	25	632,336	7	240,204	25	632,336
	Totals	82	8,543,248	135	16,456,356	82	8,543,248	135	16,456,356
MINES & EARTH SCIENCES									
Proposals		23	5,295,666	6	1,350,918	23	5,295,666	6	1,350,918
Awards	Research	8	371,777	10	360,919	8	371,777	10	360,919
	Other	1	4,384	3	20,217	1	4,384	3	20,217
	Instruction	1	450,739	0	-	1	450,739	0	-
	Clinical	0	-	0	-	0	-	0	-
	Totals	10	826,900	13	381,136	10	826,900	13	381,136

		July 2005		July 2004		FISCAL YEAR TO DATE (7/2005)		FISCAL YEAR TO DATE (7/2004)	
		<u>No.</u>	<u>Total Amt.</u>	<u>No.</u>	<u>Total Amt.</u>	<u>No.</u>	<u>Total Amt.</u>	<u>No.</u>	<u>Total Amt.</u>
NURSING									
<i>Proposals</i>		2	75,400	1	35,000	2	75,400	1	35,000
<i>Awards</i>	Research	1	278,700	1	107,400	1	278,700	1	107,400
	Other	3	267,479	0	-	3	267,479	0	-
	Instruction	0	-	2	323,191	0	-	2	323,191
	Clinical	0	-	0	-	0	-	0	-
	<i>Totals</i>	4	546,179	3	430,591	4	546,179	3	430,591

PHARMACY									
<i>Proposals</i>		14	2,128,766	9	2,386,634	14	2,128,766	9	2,386,634
<i>Awards</i>	Research	11	1,993,109	10	2,297,094	11	1,993,109	10	2,297,094
	Other	4	312,288	4	98,934	4	312,288	4	98,934
	Instruction	1	49,928	2	179,422	1	49,928	2	179,422
	Clinical	1	1,275	1	45,701	1	1,275	1	45,701
	<i>Totals</i>	17	2,356,600	17	2,621,151	17	2,356,600	17	2,621,151

SCIENCE									
<i>Proposals</i>		15	9,968,093	21	11,049,544	15	9,968,093	21	11,049,544
<i>Awards</i>	Research	23	3,997,478	12	1,575,113	23	3,997,478	12	1,575,113
	Other	0	-	0	-	0	-	0	-
	Instruction	1	109,307	2	626,847	1	109,307	2	626,847
	Clinical	0	-	0	-	0	-	0	-
	<i>Totals</i>	24	4,106,785	14	2,201,960	24	4,106,785	14	2,201,960

SOCIAL & BEHAVIORAL SCIENCES									
<i>Proposals</i>		6	2,020,038	4	790,450	6	2,020,038	4	790,450
<i>Awards</i>	Research	1	30,667	6	568,052	1	30,667	6	568,052
	Other	3	81,000	5	130,074	3	81,000	5	130,074
	Instruction	0	-	0	-	0	-	0	-
	Clinical	0	-	0	-	0	-	0	-
	<i>Totals</i>	4	111,667	11	698,126	4	111,667	11	698,126

SOCIAL WORK									
<i>Proposals</i>		1	70,000	2	334,859	1	70,000	2	334,859
<i>Awards</i>	Research	0	-	0	-	0	-	0	-
	Other	2	303,429	2	172,466	2	303,429	2	172,466
	Instruction	0	-	0	-	0	-	0	-
	Clinical	0	-	0	-	0	-	0	-
	<i>Totals</i>	2	303,429	2	172,466	2	303,429	2	172,466

UNIVERSITY PRESIDENT									
<i>Proposals</i>		0	-	0	-	0	-	0	-
<i>Awards</i>	Research	0	-	0	-	0	-	0	-
	Other	0	-	0	-	0	-	0	-
	Instruction	0	-	0	-	0	-	0	-
	Clinical	0	-	0	-	0	-	0	-
	<i>Totals</i>	0	-	0	-	0	-	0	-

	July 2005		July 2004		FISCAL YEAR TO DATE (7/2005)		FISCAL YEAR TO DATE (7/2004)	
	<u>No.</u>	<u>Total Amt.</u>	<u>No.</u>	<u>Total Amt.</u>	<u>No.</u>	<u>Total Amt.</u>	<u>No.</u>	<u>Total Amt.</u>
SR VP FOR ACADEMIC AFFAIRS*								
<i>Proposals</i>	2	3,865,956	1	310,900	2	3,865,956	1	310,900

<i>Awards</i>	Research	5	420,332	0	-	5	420,332	0	-
	Other	3	105,250	3	100,790	3	105,250	3	100,790
	Instruction	0	-	0	-	0	-	0	-
	Clinical	0	-	0	-	0	-	0	-
	<i>Totals</i>	8	525,582	3	100,790	8	525,582	3	100,790

VP FOR ADMINISTRATIVE SERVICES*

<i>Proposals</i>	0	-	0	-	0	-	0	-
------------------	---	---	---	---	---	---	---	---

<i>Awards</i>	Research	0	-	0	-	0	-	0	-
	Other	0	-	0	-	0	-	0	-
	Instruction	0	-	0	-	0	-	0	-
	Clinical	0	-	0	-	0	-	0	-
	<i>Totals</i>	0	-	0	-	0	-	0	-

SR VP FOR HEALTH SCIENCES*

<i>Proposals</i>	4	10,403,588	11	17,010,059	4	10,403,588	11	17,010,059
------------------	---	------------	----	------------	---	------------	----	------------

<i>Awards</i>	Research	36	8,557,177	33	11,976,835	36	8,557,177	33	11,976,835
	Other	10	5,212,396	2	1,232,386	10	5,212,396	2	1,232,386
	Instruction	1	56,700	1	42,314	1	56,700	1	42,314
	Clinical	3	312,091	2	165,672	3	312,091	2	165,672
	<i>Totals</i>	50	14,138,364	38	13,417,207	50	14,138,364	38	13,417,207

VP FOR RESEARCH*

<i>Proposals</i>	0	-	3	2,327,514	0	-	3	2,327,514
------------------	---	---	---	-----------	---	---	---	-----------

<i>Awards</i>	Research	0	-	1	(67,000)	0	-	1	(67,000)
	Other	0	-	3	1,448,624	0	-	3	1,448,624
	Instruction	0	-	0	-	0	-	0	-
	Clinical	0	-	0	-	0	-	0	-
	<i>Totals</i>	0	-	4	1,381,624	0	-	4	1,381,624

VP FOR STUDENT AFFAIRS & SERVICES*

<i>Proposals</i>	0	-	1	5,050	0	-	1	5,050
------------------	---	---	---	-------	---	---	---	-------

<i>Awards</i>	Research	0	-	0	-	0	-	0	-
	Other	0	-	1	5,050	0	-	1	5,050
	Instruction	0	-	2	305,385	0	-	2	305,385
	Clinical	0	-	0	-	0	-	0	-
	<i>Totals</i>	0	-	3	310,435	0	-	3	310,435

VP FOR TECHNOLOGY VENTURE DEVELOPMENT*

<i>Proposals</i>	0	-	0	-	0	-	0	-
------------------	---	---	---	---	---	---	---	---

<i>Awards</i>	Research	0	-	0	-	0	-	0	-
	Other	0	-	0	-	0	-	0	-
	Instruction	0	-	0	-	0	-	0	-
	Clinical	0	-	0	-	0	-	0	-
	<i>Totals</i>	0	-	0	-	0	-	0	-

		July 2005		July 2004		FISCAL YEAR TO DATE (7/2005)		FISCAL YEAR TO DATE (7/2004)	
		<u>No.</u>	<u>Total Amt.</u>	<u>No.</u>	<u>Total Amt.</u>	<u>No.</u>	<u>Total Amt.</u>	<u>No.</u>	<u>Total Amt.</u>
VP FOR UNIVERSITY RELATIONS*									
Proposals		0	-	3	114,400	0	-	3	114,400
Awards	Research	0	-	0	-	0	-	0	-
	Other	1	5,000	1	5,000	1	5,000	2	10,000
	Instruction	0	-	0	-	0	-	0	-
	Clinical	0	-	0	-	0	-	0	-
	Totals	1	5,000	1	5,000	1	5,000	2	10,000
<hr/>									
Totals, Proposals		140	\$75,023,962	142	\$65,735,037	140	\$75,023,962	142	\$65,735,037
Totals, AWARDS		259	\$35,172,217	290	\$41,563,364	259	\$35,172,217	291	\$41,568,364

* Amounts for Vice-Presidents' Offices may reflect activity by Institutes, Centers & other discrete organizational entities that report directly to their cognizant Vice Presidents, rather than to a College or Graduate School.