

DATE: August 16, 2004

TO: Michael K. Young SUBJECT: 6-Part Monthly Activity Report
FROM: Raymond F. Gesteland

Part I of VI--RESEARCH ACTIVITY SUMMARY

	July 2004		July 2003		FISCAL YEAR TO DATE (7/04)		FISCAL YEAR TO DATE (7/03)	
	<u>No.</u>	<u>Total Amt.</u>	<u>No.</u>	<u>Total Amt.</u>	<u>No.</u>	<u>Total Amt.</u>	<u>No.</u>	<u>Total Amt.</u>
PROPOSALS*	142	\$ 65,735,037	190	\$ 121,234,085	142	\$ 65,735,037	190	\$ 121,234,085
AWARDS								
Research	185	\$31,666,108	187	\$31,717,722	185	\$31,666,108	187	\$31,717,722
Other	50	4,818,875	39	1,819,780	50	4,818,875	39	1,819,780
Instruction	27	4,234,672	27	4,382,988	27	4,234,672	27	\$4,382,988
Clinical	28	843,709	25	2,120,098	28	843,709	25	2,120,098
SUBTOTALS	290	41,563,364	278	40,040,588	290	41,563,364	278	40,040,588
Fellowships & Financial Aids		1,517,368		1,392,643		1,517,368		1,392,643
ALL AWARD TOTALS		\$ 43,080,732		\$ 41,433,231		\$ 43,080,732		\$ 41,433,231

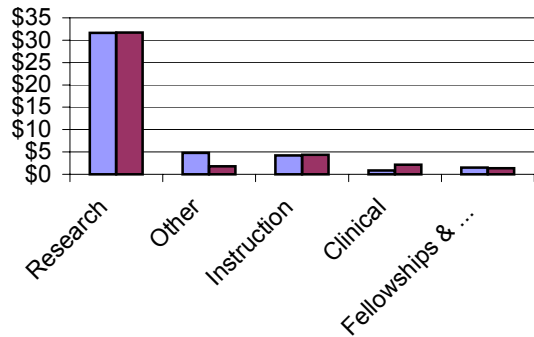
cc: Coralie Alder
James R. Bardsley
A. Lorris Betz
Jeffrey R. Botkin
Paul Brinkman
Jayne Carney
Arnold B. Combe
Fred C. Esplin
John G. Francis
Raymond F. Gesteland
Jerry Kaplan
Richard E. Kendell
Elliott C. Kulakowski
Gary D. Levy
Nancy Lyon
J. Michael Mattsson
Barbara K. Nielsen
David W. Pershing
Ronald J. Pugmire
Lee Siegel
Laura Snow
Jeffrey J. West
Kimberly Wirthlin

Raymond F. Gesteland
Vice-President for Research

Part I of VI Summary of University Research Activity July 2004

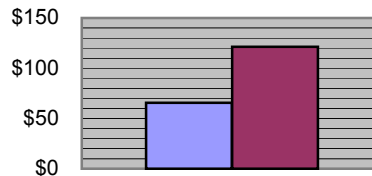
July 2004 vs. July 2003

Awards, In Millions



■ Awards This Month
■ Awards, Same Month Last Year

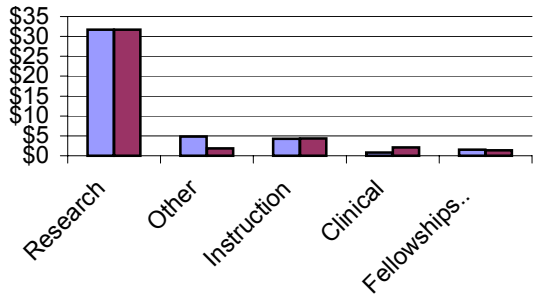
Proposals, In Millions



■ All Proposals, This Month
■ All Proposals, Same Month Last Year

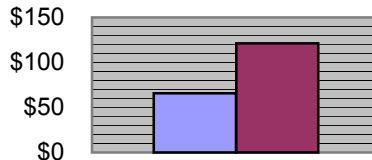
FYTD July 2004 vs. FYTD July 2003

Awards, In Millions



■ Awards, This Fiscal Year To Date
■ Awards, Same Month Last Fiscal Year To Date

Proposals, In Millions



■ All Proposals, This Fiscal Year To Date
■ All Proposals, Last Fiscal Year To Date

VICE-PRESIDENT FOR RESEARCH
July 2004

Part II of VI--PROPOSALS AND AWARDS OVER \$1 MILLION

DATE: August 16, 2004

PROPOSALS

	<i>Department</i>	<i>Sponsor Name</i>	<i>Proposal Title</i>	<i>Start Date</i>	<i>End Date</i>	<i>Total Amount</i>
College of Engineering						
Normann, Richard A	Bioengineering	PHS/Public Health Service	Multisite, Intrafascicular Stimulation For Stance.	4/1/05	3/31/09	\$2,048,910
School of Medicine						
Cheung, Alfred K	Internal Medicine	PHS/Public Health Service	Eplerenone In Hemodialysis Patients With Heart Failure.	4/1/05	3/31/10	\$3,195,479
Lalouel, Jean-Marc	Human Genetics	PHS/Public Health Service	Role Of Angiotensinogen In Human Hypertension.	5/1/05	4/30/10	\$2,520,728
Viskochil, David H	Pediatrics	DOD/ Army/ Medical Research & Material Command	Phase II Trial Of Neoadjuvant Chemotherapy In High-Grade, Unresectable Malignant Peripheral Nerve Sheath Tumors.	12/1/04	11/30/09	\$1,667,092
Lyon, Joseph L	Family & Preventive Medicine	Centers for Disease Control	Epidemiologic Follow-Up Of Thyroid Disease In Persons Exposed To Radioactive Fallout From Atomic Weapons Testing At The Nevada Test Site: Phase 3.	9/29/04	9/30/05	\$1,499,989
Leibold, Elizabeth A	Human Molecular Biology & Genetics	PHS/Public Health Service	Genetic Analysis Of Iron Homeostasis In C. Elegans.	7/1/04	6/30/08	\$1,196,000
College of Pharmacy						
Schmidt, Eric W	Medicinal Chemistry	NSF/National Science Foundation	CAREER: Evolution And Function Of Fungal Secondary Metabolic Pathways.	8/1/04	8/1/05	\$1,331,947
College of Science						
Babst, Markus	Biology	NSF/National Science Foundation	VPS4 And The MVB Sorting Pathway.	1/1/05	12/31/10	\$1,600,338
Sr VP/Health Sciences						
Prescott, Stephen M	Huntsman Cancer Institute	Huntsman Foundation	Huntsman Cancer Institute - FY 2004-2005.	7/1/04	6/30/05	\$10,000,000
Bernard, Philip S	Huntsman Cancer Institute	Washington University (Prime HHS/NIH)	Biological Breast Cancer Classification By QRT-PCR.	4/1/05	3/31/10	\$4,840,140

PROPOSALS (continued)

	<i>Department</i>	<i>Sponsor Name</i>	<i>Proposal Title</i>	<i>Start Date</i>	<i>End Date</i>	<i>Total Amount</i>
Sr VP/Health Sciences (continued)						
Mineau, Geraldine P	Huntsman Cancer Institute	PHS/Public Health Service	Sharing Statewide Health Data For Genetic Research.	4/1/05	3/31/08	\$1,636,724

VP/Research

Taylor, Jack L	Animal Resource Center	Asthmatix Inc	[none]	8/1/04	7/31/08	\$1,188,920
----------------	---------------------------	---------------	--------	--------	---------	-------------

AWARDS

School of Medicine

Sundquist, Wesley I	Biochemistry	HHS / NIH / Natl Inst Gen Med Science	Structural Biology Of HIV Assembly, Budding And Entry.	8/15/02	7/31/07	\$1,212,166
Dean, J Michael	Pediatrics	HHS / HRSA/Matern Chld Hlth Bur	National EMSC Data Resource Center (NEDARC).	10/1/95	6/30/05	\$1,100,000
Gardner, Reed M	Medical Informatics	HHS / NIH / Natl Library Of Medicine	University Of Utah Medical Informatics Training.	7/1/97	6/30/07	\$1,035,066
Light, Alan R	Anesthesiology	HHS / NIH / Natl Inst Neurol Dis Stro	Persistent Pain: Peripheral And CNS Mechanisms.	7/1/03	6/30/05	\$1,028,402

Sr VP/Health Sciences

Prescott, Stephen M	Huntsman Cancer Institute	Huntsman Cancer Fndn	Huntsman Cancer Institute - FY 2004-20045.	7/1/04	6/30/05	\$10,000,000
Akerley, Wallace L	Huntsman Cancer Institute	HHS / NIH / Natl Cancer Instit	Surveillance, Epidemiology And End Results (SEER) Program.	8/1/03	7/31/10	\$1,210,630
Peay, Wayne J	Eccles Health Sci Library	HHS / NIH / Natl Library Of Medicine	National Network Of Libraries Of Medicine (NN/LM).	5/1/01	4/30/06	\$1,207,386

VP/Research

Taylor, Jack L	Animal Resource Center	Asthmatix Inc	[None]	8/1/04	7/31/08	\$1,188,922
----------------	---------------------------	---------------	--------	--------	---------	-------------

VICE-PRESIDENT FOR RESEARCH
July 2004
Part III of VI--TOP 10 "OTHER" AWARDS

DATE: August 16, 2004

	<i>Department</i>	<i>Sponsor Name</i>	<i>Title</i>	<i>Start Date</i>	<i>End Date</i>	<i>Total Amount</i>
Peay, Wayne J	Eccles Health Sci Library	HHS / NIH / Natl Library Of Medicine	National Network Of Libraries Of Medicine (NN/LM).	5/1/01	4/30/06	\$1,207,386
Taylor, Jack L	Animal Resource Center	Asthmatix Inc	[None]	8/1/04	7/31/08	\$1,188,922
Dean, J Michael	Pediatrics	HHS / HRSA / Matern Chld Hlth Bureau	National EMSC Data Resource Center (NEDARC).	10/1/95	6/30/05	\$825,000
Taylor, Jack L	Animal Resource Center	Aptus Endosystem Inc	[None]	8/1/04	7/31/05	\$179,640
Ries, Kristen	Internal Medicine	St Of Utah/Dept Of Health (Prime HHS/HRSA)	Case Management Services.	4/1/02	3/31/05	\$172,072
Chatfield, Barbara A	Pediatrics	Cystic Fibrosis Fndn	Cystic Fibrosis Center.	7/1/93	6/30/05	\$165,057
Mann, N Clay	Pediatrics	State Of Utah / Dept Of Health	Utah Trauma Data Project.	7/1/03	6/30/06	\$129,000
Van Vleet, Russell K	Coll Soc Wk/Dean's Off	State Of Utah / Commission Crim & Juv Justice	Criminal And Juvenile Justice Consortium.	7/1/03	6/30/05	\$90,000
Hopkins, Rodney W	Soc Wk - General	St Of Utah / Off Of Education (Prime US Dept Edu)	Evaluation Of The Utah State Office Of Education's Prevention Dimensions Program.	10/4/02	6/30/05	\$82,466
Taylor, Jack L	Animal Resource Center	Depuy Spine Inc	[None]	3/1/04	2/28/05	\$80,062

VICE-PRESIDENT FOR RESEARCH
July 2004
Part IV of VI--AWARDS BY SPONSOR

DATE: August 16, 2004

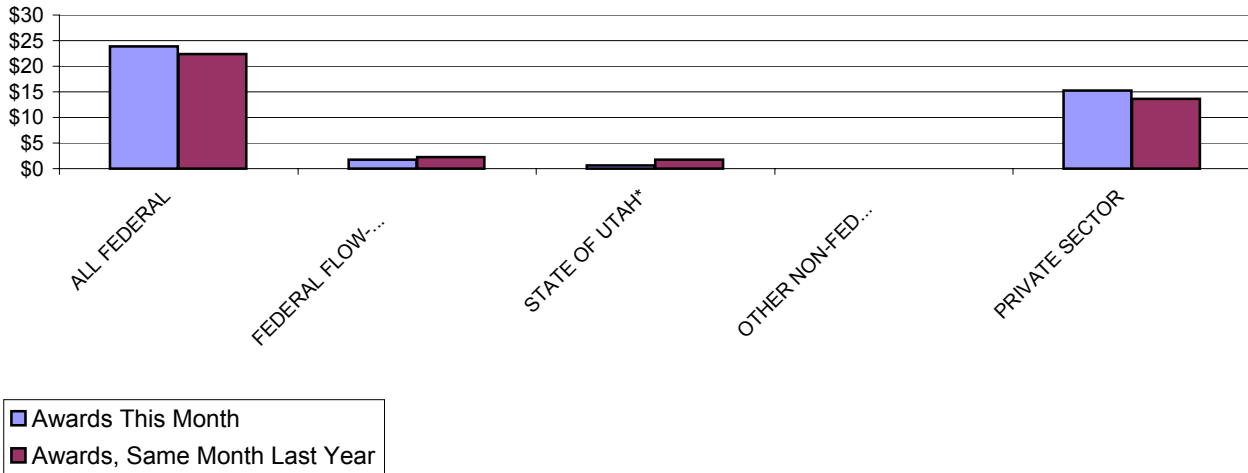
	July 2004		July 2003		FISCAL YEAR TO DATE (7/04)		FISCAL YEAR TO DATE (7/03)	
	<u>No.</u>	<u>Total Amt.</u>	<u>No.</u>	<u>Total Amt.</u>	<u>No.</u>	<u>Total Amt.</u>	<u>No.</u>	<u>Total Amt.</u>
ALL FEDERAL	122	\$ 23,827,919	131	\$ 22,421,556	122	\$ 23,827,919	131	\$ 22,421,556
<i>Misc. Federal Agencies</i>	1	199,723	0	-	1	199,723	0	-
Nat'l Aeronaut/Space Adm	0	-	0	-	0	-	0	-
Nat'l Endowmt/Humanities	0	-	0	-	0	-	0	-
Nat'l Science Foundation	17	3,220,818	21	2,144,628	17	3,220,818	21	2,144,628
US Dept of Agriculture	1	12,442	0	-	1	12,442	0	-
US Dept of Commerce	2	142,530	0	-	2	142,530	0	-
US Dept of Defense	2	374,133	3	321,720	2	374,133	3	321,720
US Dept of Education	2	305,385	5	1,159,237	2	305,385	5	1,159,237
US Dept of Energy	6	551,879	6	1,025,228	6	551,879	6	1,025,228
US Dept of the Interior	4	91,658	6	115,096	4	91,658	6	115,096
US Dept of Transportation	2	54,488	0	-	2	54,488	0	-
US Environmental Prot Agcy	2	33,884	11	2,235,400	2	33,884	11	2,235,400
US Health & Human Servs	83	18,840,979	79	15,420,247	83	18,840,979	79	15,420,247
US Veterans Admin	0	-	0	-	0	-	0	-
FEDERAL FLOW-DOWN	38	\$1,806,866	40	2,244,142	38	1,806,866	40	2,244,142
STATE OF UTAH*	14	638,235	25	1,720,645	14	638,235	25	1,720,645
OTHER NON-FED GOVT.	5	30,963	3	65,827	5	30,963	3	65,827
PRIVATE SECTOR	111	15,259,381	79	13,588,418	111	15,259,381	79	13,588,418
Commercial Sponsors	54	3,206,995	42	2,895,850	54	3,206,995	42	2,895,850
Not-For-Profit Sponsors	57	12,052,386	37	10,692,568	57	12,052,386	37	10,692,568
GRAND TOTALS	290	\$ 41,563,364	278	\$ 40,040,588	290	\$ 41,563,364	278	\$ 40,040,588

* State of Utah prime source sponsorship only; "Federal Flow-Down" contains Federal flow-down funding through the State

Part IV of VI Summary of Awards by Sponsor July 2004

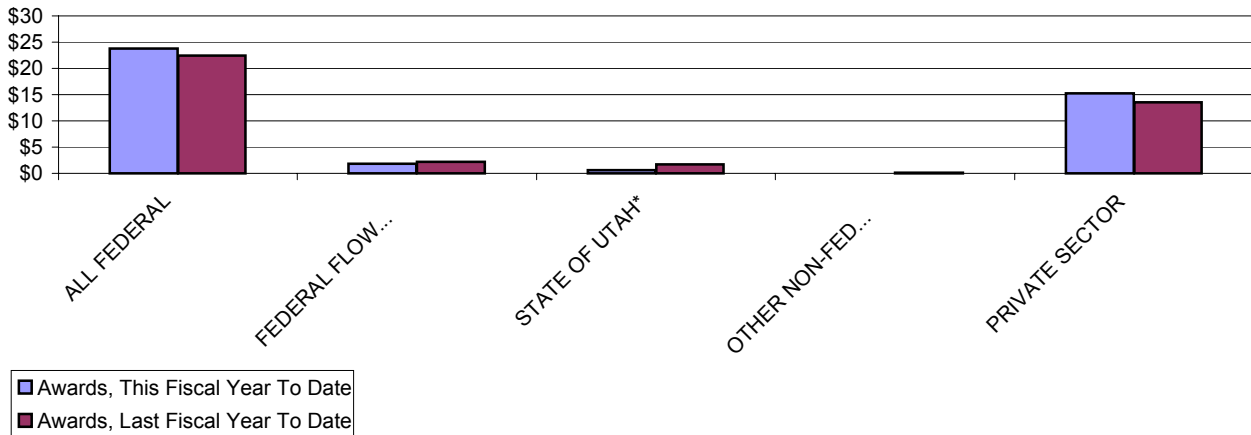
July 2004 vs. July 2003

Awards, In Millions



FYTD July 2004 vs. FYTD July 2003

Awards, In Millions



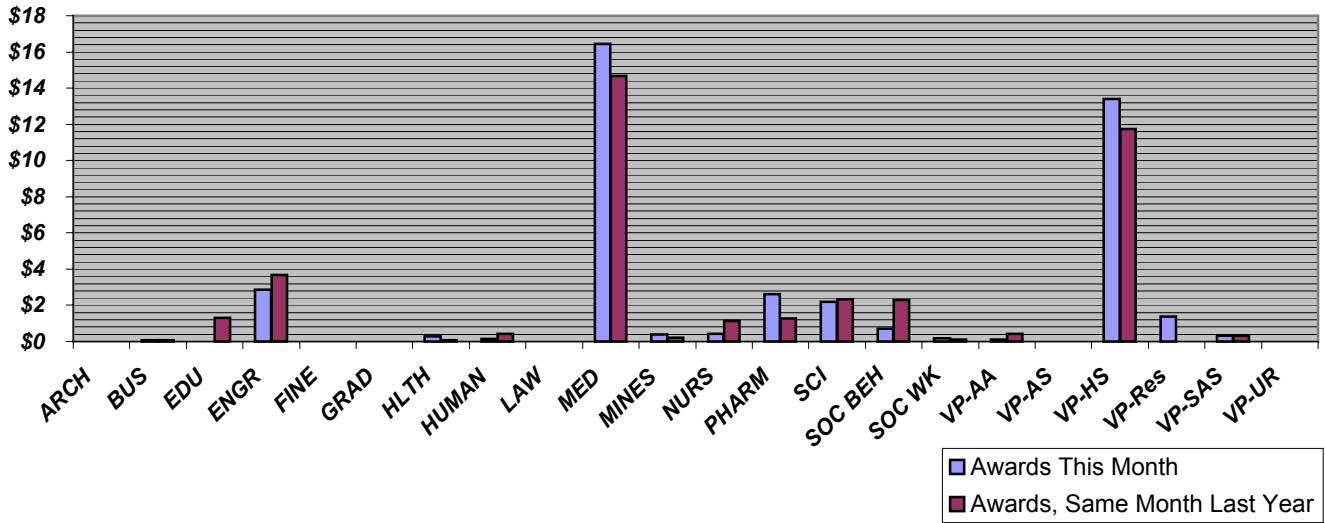
VICE-PRESIDENT FOR RESEARCH
July 2004
Part V of VI--AWARDS BY COLLEGE

DATE: August 16, 2004

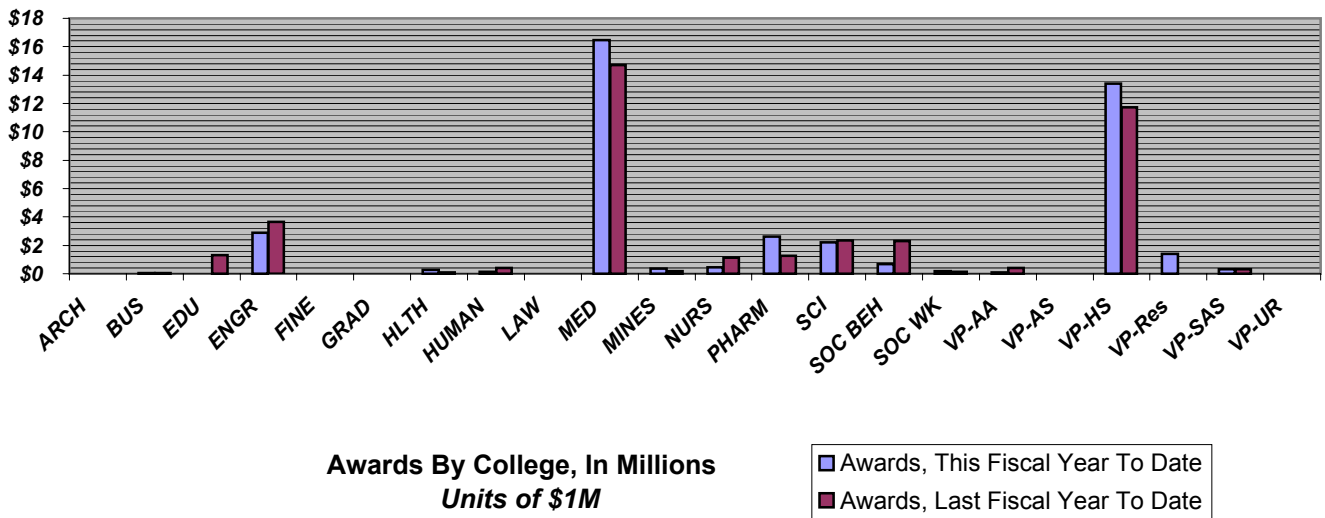
	July 2004		July 2003		FISCAL YEAR TO DATE (7/04)		FISCAL YEAR TO DATE (7/03)	
	<u>No.</u>	<u>Total Amt.</u>	<u>No.</u>	<u>Total Amt.</u>	<u>No.</u>	<u>Total Amt.</u>	<u>No.</u>	<u>Total Amt.</u>
ARCHITECTURE & PLANNING	2	14,700	0	-	2	14,700	0	-
BUSINESS	4	55,669	2	53,363	4	55,669	2	53,363
EDUCATION	0	-	9	1,318,320	0	-	9	1,318,320
ENGINEERING	30	2,872,643	37	3,674,096	30	2,872,643	37	3,674,096
FINE ARTS	0	-	0	-	0	-	0	-
GRADUATE SCHOOL	0	-	0	-	0	-	0	-
HEALTH	6	281,293	3	84,303	6	281,293	3	84,303
HUMANITIES	3	154,917	2	409,000	3	154,917	2	409,000
LAW	1	7,300	0	-	1	7,300	0	-
MEDICINE	135	16,456,356	121	14,690,879	135	16,456,356	121	14,690,879
MINES & EARTH SCIENCES	13	381,136	9	200,573	13	381,136	9	200,573
NURSING	3	430,591	5	1,128,389	3	430,591	5	1,128,389
PHARMACY	17	2,621,151	11	1,273,249	17	2,621,151	11	1,273,249
SCIENCE	14	2,201,960	18	2,347,853	14	2,201,960	18	2,347,853
SOCIAL & BEHAVIORAL SCIENCES	11	698,126	13	2,285,097	11	698,126	13	2,285,097
SOCIAL WORK	2	172,466	6	117,730	2	172,466	6	117,730
VP/ACADEMIC AFFAIRS	3	100,790	5	419,001	3	100,790	5	419,001
VP/ADMINISTRATIVE SERVICES	0	-	0	-	0	-	0	-
VP/HEALTH SCIENCES	38	13,417,207	33	11,728,076	38	13,417,207	33	11,728,076
VP/RESEARCH	4	1,381,624	2	10,000	4	1,381,624	2	10,000
VP/STUDENT AFFAIRS & SERVICES	3	310,435	2	300,659	3	310,435	2	300,659
VP/UNIVERSITY RELATIONS	1	5,000	0	-	1	5,000	0	-
GRAND TOTALS	290	\$41,563,364	278	\$40,040,588	290	\$41,563,364	278	\$40,040,588

Part V of VI Summary of Awards by College July 2004

July 2004 vs. July 2003



FYTD July 2004 vs. FYTD July 2003



VICE-PRESIDENT FOR RESEARCH
July 2004
Part VI of VI--GENERAL COLLEGE ACTIVITY

DATE: August 16, 2004

		July 2004		July 2003		FISCAL YEAR TO DATE (7/04)		FISCAL YEAR TO DATE (7/03)	
		<u>No.</u>	<u>Total Amt.</u>	<u>No.</u>	<u>Total Amt.</u>	<u>No.</u>	<u>Total Amt.</u>	<u>No.</u>	<u>Total Amt.</u>
ARCHITECTURE & PLANNING									
Proposals		1	8,975	0	-	1	8,975	0	-
Awards	Research	1	12,300	0	-	1	12,300	0	-
	Other	1	2,400	0	-	1	2,400	0	-
	Instruction	0	-	0	-	0	-	0	-
	Clinical	0	-	0	-	0	-	0	-
	Totals	2	14,700	0	-	2	14,700	0	-
BUSINESS									
Proposals		2	245,653	1	10,000	2	245,653	1	10,000
Awards	Research	2	39,169	2	53,363	2	39,169	2	53,363
	Other	2	16,500	0	-	2	16,500	0	-
	Instruction	0	-	0	-	0	-	0	-
	Clinical	0	-	0	-	0	-	0	-
	Totals	4	55,669	2	53,363	4	55,669	2	53,363
EDUCATION									
Proposals		1	688,918	2	383,641	1	688,918	2	383,641
Awards	Research	0	-	3	239,507	0	-	3	239,507
	Other	0	-	1	119,685	0	-	1	119,685
	Instruction	0	-	5	959,128	0	-	5	959,128
	Clinical	0	-	0	-	0	-	0	-
	Totals	0	-	9	1,318,320	0	-	9	1,318,320
ENGINEERING									
Proposals		34	13,617,216	25	10,888,809	34	13,617,216	25	10,888,809
Awards	Research	28	2,785,675	31	3,564,070	28	2,785,675	31	3,564,070
	Other	2	86,968	4	60,026	2	86,968	4	60,026
	Instruction	0	-	2	50,000	0	-	2	50,000
	Clinical	0	-	0	-	0	-	0	-
	Totals	30	2,872,643	37	3,674,096	30	2,872,643	37	3,674,096
FINE ARTS									
Proposals		0	-	0	-	0	-	0	-
Awards	Research	0	-	0	-	0	-	0	-
	Other	0	-	0	-	0	-	0	-
	Instruction	0	-	0	-	0	-	0	-
	Clinical	0	-	0	-	0	-	0	-
	Totals	0	-	0	-	0	-	0	-

	July 2004		July 2003		FISCAL YEAR TO DATE (7/04)		FISCAL YEAR TO DATE (7/03)	
	<u>No.</u>	<u>Total Amt.</u>	<u>No.</u>	<u>Total Amt.</u>	<u>No.</u>	<u>Total Amt.</u>	<u>No.</u>	<u>Total Amt.</u>

GRADUATE SCHOOL

<i>Proposals</i>	0	-	0	-	0	-	0	-
<i>Awards</i>								
Research	0	-	0	-	0	-	0	-
Other	0	-	0	-	0	-	0	-
Instruction	0	-	0	-	0	-	0	-
Clinical	0	-	0	-	0	-	0	-
<i>Totals</i>	0	-	0	-	0	-	0	-

HEALTH

<i>Proposals</i>	4	697,175	5	1,275,895	4	697,175	5	1,275,895
<i>Awards</i>								
Research	3	139,651	1	14,911	3	139,651	1	14,911
Other	1	40,200	1	41,662	1	40,200	1	41,662
Instruction	2	101,442	1	27,730	2	101,442	1	27,730
Clinical	0	-	0	-	0	-	0	-
<i>Totals</i>	6	281,293	3	84,303	6	281,293	3	84,303

HUMANITIES

<i>Proposals</i>	1	200,884	2	6,978,743	1	200,884	2	6,978,743
<i>Awards</i>								
Research	0	-	0	-	0	-	0	-
Other	2	5,450	0	-	2	5,450	0	-
Instruction	1	149,467	2	409,000	1	149,467	2	409,000
Clinical	0	-	0	-	0	-	0	-
<i>Totals</i>	3	154,917	2	409,000	3	154,917	2	409,000

LAW

<i>Proposals</i>	0	-	0	-	0	-	0	-
<i>Awards</i>								
Research	0	-	0	-	0	-	0	-
Other	1	7,300	0	-	1	7,300	0	-
Instruction	0	-	0	-	0	-	0	-
Clinical	0	-	0	-	0	-	0	-
<i>Totals</i>	1	7,300	0	-	1	7,300	0	-

MEDICINE

<i>Proposals</i>	37	14,560,888	83	47,408,661	37	14,560,888	83	47,408,661
<i>Awards</i>								
Research	78	11,870,900	75	10,135,970	78	11,870,900	75	10,135,970
Other	17	1,446,516	12	657,815	17	1,446,516	12	657,815
Instruction	15	2,506,604	11	1,967,721	15	2,506,604	11	1,967,721
Clinical	25	632,336	23	1,929,373	25	632,336	23	1,929,373
<i>Totals</i>	135	16,456,356	121	14,690,879	135	16,456,356	121	14,690,879

MINES & EARTH SCIENCES

<i>Proposals</i>	6	1,350,918	13	2,399,237	6	1,350,918	13	2,399,237
<i>Awards</i>								
Research	10	360,919	3	104,905	10	360,919	3	104,905
Other	3	20,217	6	95,668	3	20,217	6	95,668
Instruction	0	-	0	-	0	-	0	-
Clinical	0	-	0	-	0	-	0	-
<i>Totals</i>	13	381,136	9	200,573	13	381,136	9	200,573

		July 2004		July 2003		FISCAL YEAR TO DATE (7/04)		FISCAL YEAR TO DATE (7/03)	
		<u>No.</u>	<u>Total Amt.</u>	<u>No.</u>	<u>Total Amt.</u>	<u>No.</u>	<u>Total Amt.</u>	<u>No.</u>	<u>Total Amt.</u>
NURSING									
Proposals		1	35,000	1	598,524	1	35,000	1	598,524
Awards	Research	1	107,400	2	585,532	1	107,400	2	585,532
	Other	0	-	1	69,160	0	-	1	69,160
	Instruction	2	323,191	2	473,697	2	323,191	2	473,697
	Clinical	0	-	0	-	0	-	0	-
	Totals	3	430,591	5	1,128,389	3	430,591	5	1,128,389

PHARMACY

Proposals		9	2,386,634	15	9,774,643	9	2,386,634	15	9,774,643
Awards	Research	10	2,297,094	4	835,000	10	2,297,094	4	835,000
	Other	4	98,934	6	321,021	4	98,934	6	321,021
	Instruction	2	179,422	0	-	2	179,422	0	-
	Clinical	1	45,701	1	117,228	1	45,701	1	117,228
	Totals	17	2,621,151	11	1,273,249	17	2,621,151	11	1,273,249

SCIENCE

Proposals		21	11,049,544	19	10,559,349	21	11,049,544	19	10,559,349
Awards	Research	12	1,575,113	15	1,899,141	12	1,575,113	15	1,899,141
	Other	0	-	0	-	0	-	0	-
	Instruction	2	626,847	3	448,712	2	626,847	3	448,712
	Clinical	0	-	0	-	0	-	0	-
	Totals	14	2,201,960	18	2,347,853	14	2,201,960	18	2,347,853

SOCIAL & BEHAVIORAL SCIENCES

Proposals		4	790,450	6	3,106,143	4	790,450	6	3,106,143
Awards	Research	6	568,052	13	2,285,097	6	568,052	13	2,285,097
	Other	5	130,074	0	-	5	130,074	0	-
	Instruction	0	-	0	-	0	-	0	-
	Clinical	0	-	0	-	0	-	0	-
	Totals	11	698,126	13	2,285,097	11	698,126	13	2,285,097

SOCIAL WORK

Proposals		2	334,859	4	1,433,210	2	334,859	4	1,433,210
Awards	Research	0	-	4	103,488	0	-	4	103,488
	Other	2	172,466	2	14,242	2	172,466	2	14,242
	Instruction	0	-	0	-	0	-	0	-
	Clinical	0	-	0	-	0	-	0	-
	Totals	2	172,466	6	117,730	2	172,466	6	117,730

SR VP FOR ACADEMIC AFFAIRS*

Proposals		1	310,900	0	-	1	310,900	0	-
Awards	Research	0	-	2	9,000	0	-	2	9,000
	Other	3	100,790	3	410,001	3	100,790	3	410,001
	Instruction	0	-	0	-	0	-	0	-
	Clinical	0	-	0	-	0	-	0	-
	Totals	3	100,790	5	419,001	3	100,790	5	419,001

		July 2004		July 2003		FISCAL YEAR TO DATE (7/04)		FISCAL YEAR TO DATE (7/03)	
		<u>No.</u>	<u>Total Amt.</u>	<u>No.</u>	<u>Total Amt.</u>	<u>No.</u>	<u>Total Amt.</u>	<u>No.</u>	<u>Total Amt.</u>
VP FOR ADMINISTRATIVE SERVICES*									
Proposals		0	-	0	-	0	-	0	-
Awards	Research	0	-	0	-	0	-	0	-
	Other	0	-	0	-	0	-	0	-
	Instruction	0	-	0	-	0	-	0	-
	Clinical	0	-	0	-	0	-	0	-
	Totals	0	-	0	-	0	-	0	-
SR VP FOR HEALTH SCIENCES*									
Proposals		11	17,010,059	13	25,917,230	11	17,010,059	13	25,917,230
Awards	Research	33	11,976,835	29	11,577,579	33	11,976,835	29	11,577,579
	Other	2	1,232,386	2	30,000	2	1,232,386	2	30,000
	Instruction	1	42,314	1	47,000	1	42,314	1	47,000
	Clinical	2	165,672	1	73,497	2	165,672	1	73,497
	Totals	38	13,417,207	33	11,728,076	38	13,417,207	33	11,728,076
VP FOR RESEARCH*									
Proposals		3	2,327,514	0	-	3	2,327,514	0	-
Awards	Research	1	(67,000)	2	10,000	1	(67,000)	2	10,000
	Other	3	1,448,624	0	-	3	1,448,624	0	-
	Instruction	0	-	0	-	0	-	0	-
	Clinical	0	-	0	-	0	-	0	-
	Totals	4	1,381,624	2	10,000	4	1,381,624	2	10,000
VP FOR STUDENT AFFAIRS & SERVICES*									
Proposals		1	5,050	0	-	1	5,050	0	-
Awards	Research	0	-	1	300,159	0	-	1	300,159
	Other	1	5,050	1	500	1	5,050	1	500
	Instruction	2	305,385	0	-	2	305,385	0	-
	Clinical	0	-	0	-	0	-	0	-
	Totals	3	310,435	2	300,659	3	310,435	2	300,659
VP FOR UNIVERSITY RELATIONS*									
Proposals		3	114,400	1	500,000	3	114,400	1	500,000
Awards	Research	0	-	0	-	0	-	0	-
	Other	1	5,000	0	-	1	5,000	0	-
	Instruction	0	-	0	-	0	-	0	-
	Clinical	0	-	0	-	0	-	0	-
	Totals	1	5,000	0	-	1	5,000	0	-
Totals, Proposals		142	\$65,735,037	190	\$121,234,085	142	\$65,735,037	190	\$121,234,085
Totals, AWARDS		290	\$41,563,364	278	\$40,040,588	290	\$41,563,364	278	\$40,040,588

* Amounts for Vice-Presidents' Offices may reflect activity by Institutes, Centers & other discrete organizational entities that report directly to their cognizant Vice Presidents, rather than to a College or Graduate School.