

TO: J. Bernard Machen
FROM: Raymond F. Gesteland

SUBJECT: 5-Part Monthly Activity Report

Part I of IV--RESEARCH ACTIVITY SUMMARY

	July 2001		July 2000		FISCAL YEAR TO DATE (Jul 2001)		FISCAL YEAR TO DATE (Jul 2000)	
	<u>No.</u>	<u>Total Amt.</u>	<u>No.</u>	<u>Total Amt.</u>	<u>No.</u>	<u>Total Amt.</u>	<u>No.</u>	<u>Total Amt.</u>
PROPOSALS*	144	\$ 86,752,592	98	\$ 55,621,641	144	\$ 86,752,592	98	\$ 55,621,641
AWARDS								
Research	162	\$31,798,594	233	\$27,346,753	162	\$31,798,594	233	\$27,346,753
Other	17	1,389,457	32	1,465,785	17	1,389,457	32	1,465,785
Instruction	19	2,155,107	17	1,350,021	19	2,155,107	17	1,350,021
Clinical	12	920,537	16	1,434,847	12	920,537	16	1,434,847
SUBTOTALS	210	36,263,695	298	31,597,406	210	36,263,695	298	31,597,406
Fellowships & Financial Aids		1,372,362		774,944		1,372,362		744,944
ALL AWARD TOTALS		\$ 37,636,057		\$ 32,372,350		\$ 37,636,057		\$ 32,342,350


Raymond F. Gesteland
Vice-President for Research

cc: Coralie Alder
Michael T. Benson
A. Lorris Betz
Paul Brinkman
Lynne U. Chronister
Arnold B. Combe
Fred C. Esplin
Cecelia H. Foxley
John G. Francis
Raymond F. Gesteland
Peter L. Goss
W. Ralph Hardy
Jerry Kaplan
Nancy Lyon
J. Michael Mattsson
Barbara K. Nielsen
David W. Pershing
Ronald J. Pugmire
Lee Siegel

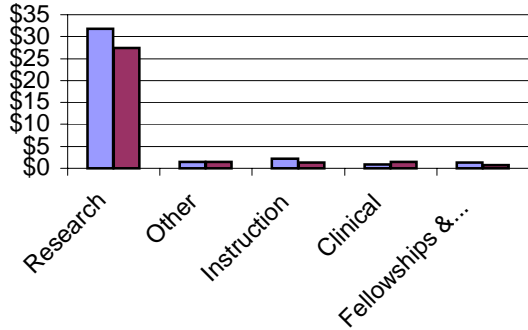
OFFICE OF THE VICE PRESIDENT FOR RESEARCH
201 S PRESIDENTS CIRCLE RM 210
SALT LAKE CITY, UTAH 84112-9011

(801) 581-7236
FAX (801) 585-6212

Part I of V Summary of University Research Activity July 2001

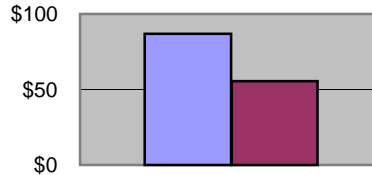
July 2001 vs. July 2000

Awards, In Millions



■ Awards This Month
■ Awards, Same Month Last Year

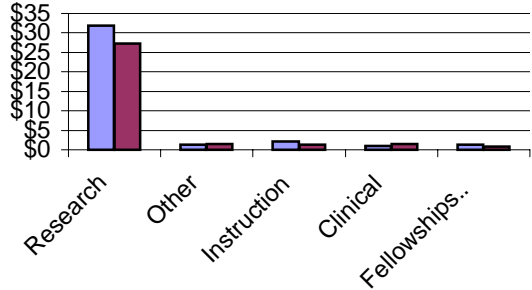
Proposals, In Millions



■ All Proposals, This Month
■ All Proposals, Same Month Last Year

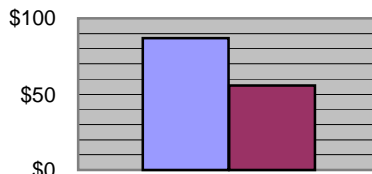
FYTD July 2001 vs. FYTD July 2000

Awards, In Millions



■ Awards, This Fiscal Year To Date
■ Awards, Same Month Last Fiscal Year To Date

Proposals, In Millions



■ All Proposals, This Fiscal Year To Date
■ All Proposals, Last Fiscal Year To Date

VICE-PRESIDENT FOR RESEARCH

July 2001

Part II of V--PROPOSALS AND AWARDS OVER \$2 MILLION

DATE: August 15, 2001

PROPOSALS

	<i>Department</i>	<i>Sponsor Name</i>	<i>Proposal Title</i>	<i>Start Date</i>	<i>End Date</i>	<i>Total Amount</i>
Medicine						
Moser,Royce Jr	Family & Preventive Med	PHS/Public Health Service Center For Disease Contrl	Occupational Safety And Health Education And Research Center Training Grant.	7/1/02	6/30/07	\$5,579,944
Samore,Matthew H	Family & Preventive Med	PHS/Public Health Service Center For Disease Contrl	Rural Program In Antimicrobials In The Intermountain Region.	10/1/01	9/30/04	\$4,728,990
Gardner,Reed M	Medical Informatics	PHS/Public Health Service Natl Library Of Medicine	University Of Utah Medical Informatics Training.	7/1/02	6/30/07	\$4,311,782
Gullberg,Grant L	Radiology	PHS/Public Health Service	Pinhole Breast Spect.	4/1/02	3/31/06	\$2,889,626

Pharmacy

Herron,James N	Pharmaceutics & Pharm Che	PHS/Public Health Service	Expert Systems For Medication Safety & Pharmacotherapy Decision-Making.	4/1/02	3/31/05	\$2,111,800
----------------	---------------------------	---------------------------	---	--------	---------	-------------

Science

Keck,Gary E	Chemistry	PHS/Public Health Service	Chiral Approaches To Natural Product Synthesis.	4/1/02	3/31/07	\$2,199,782
Keener,James	Mathematics	NSF/Natl Science Fndn	NSF 00-78. Cross-Disciplinary Training In Mathematicalbiology.	7/1/02	6/30/07	\$2,699,917

Social & Behavioral Sciences

Werner,Carol M	Psychology	NSF/Natl Science Fndn	NSF 00-78. Igert Preproposal: Measurment,Modeling And Management Of An Urban Airshed.	10/1/02	9/30/07	\$2,696,600
----------------	------------	-----------------------	---	---------	---------	-------------

Social Work

Harris,Norma	Soc Wk Graduate School	UT/State Of Utah/Dept of Human Services	Title IV-E Grants: Distance,Day,Practicum, Research,BSW.	8/1/01	7/31/04	\$5,554,959
--------------	------------------------	---	--	--------	---------	-------------

VP/Health Sciences

Prescott,Stephen M	Huntsman Cancer Institute	Huntsman Fndn	Huntsman Cancer Foundation Research.	7/1/01	6/30/02	\$15,000,000
--------------------	---------------------------	---------------	--------------------------------------	--------	---------	--------------

AWARDS

	<i>Department</i>	<i>Sponsor Name</i>	<i>Proposal Title</i>	<i>Start Date</i>	<i>End Date</i>	<i>Total Amount</i>
VP/Health Sciences						
Prescott,Stephen M	Huntsman Cancer Institute	Hlth Resour-Servs Adm/BHP	Cancer Imaging Equipment.	07/01/01	06/30/04	\$2,754,510
Prescott,Stephen M	Huntsman Cancer Institute	Huntsman Fndn	Huntsman Cancer Foundation Research.	7/1/01	6/30/02	\$15,000,009

VICE-PRESIDENT FOR RESEARCH
July 2001
Part III of IV--AWARDS BY SPONSOR

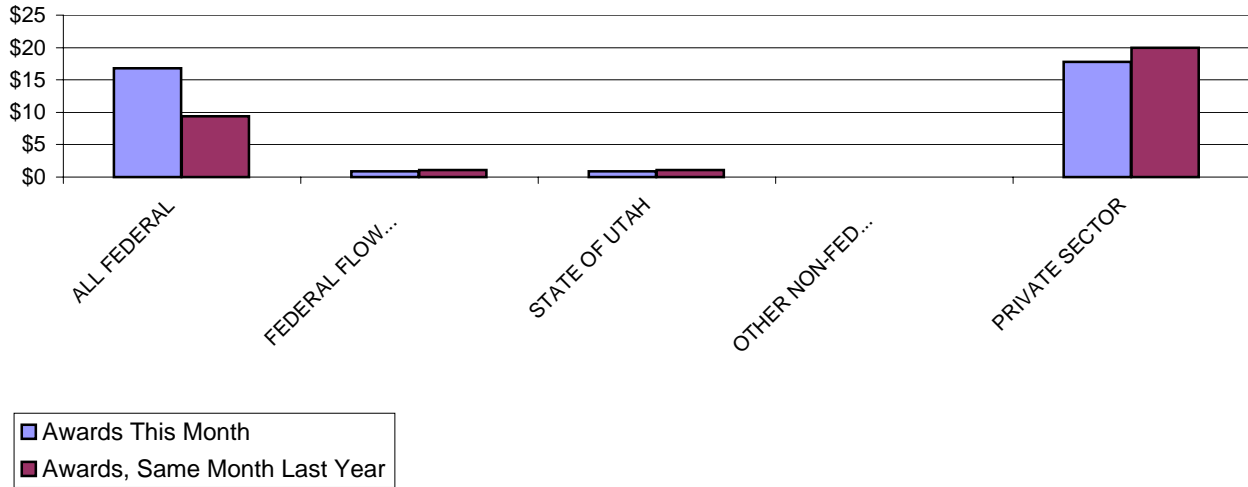
DATE: August 15, 2001

	July 2001		July 2000		FISCAL YEAR TO DATE (Jul 2001)		FISCAL YEAR TO DATE (Jul 2000)	
	<u>No.</u>	<u>Total Amt.</u>	<u>No.</u>	<u>Total Amt.</u>	<u>No.</u>	<u>Total Amt.</u>	<u>No.</u>	<u>Total Amt.</u>
ALL FEDERAL	78	\$ 16,758,541	77	\$ 9,419,527	78	\$ 16,758,541	77	\$ 9,419,527
<i>Misc. Federal Agencies</i>	0	-	1	223,000	0	-	1	223,000
Nat'l Aeronaut/Space Adm	0	-	5	277,345	0	-	5	277,345
Nat'l Endowmt/Humanitie:	0	-	0	-	0	-	0	-
Nat'l Science Foundation	10	982,125	22	1,882,723	10	982,125	22	1,882,723
US Dept of Agriculture	2	290,000	0	-	2	290,000	0	-
US Dept of Commerce	0	-	0	-	0	-	0	-
US Dept of Defense	0	-	0	-	0	-	0	-
US Dept of Education	2	488,646	2	383,401	2	488,646	2	383,401
US Dept of Energy	5	758,469	7	414,070	5	758,469	7	414,070
US Dept of the Interior	1	32,382	3	76,390	1	32,382	3	76,390
US Dept of Transportation	0	-	0	-	0	-	0	-
US Environmental Prot Agc	1	5,000	3	93,390	1	5,000	3	93,390
US Health & Human Servs	57	14,201,919	34	6,069,208	57	14,201,919	34	6,069,208
US Veterans Admin	0	-	0	-	0	-	0	-
FEDERAL FLOW-DOWN	21	867,678	26	1,084,873	21	867,678	26	1,084,873
STATE OF UTAH	19	894,998	10	1,066,282	19	894,998	10	1,066,282
OTHER NON-FED GOVT.	0	-	1	25,000	0	-	1	25,000
PRIVATE SECTOR	92	17,742,478	184	20,001,724	92	17,742,478	184	20,001,724
Commercial Sponsors	37	1,856,147	40	2,742,549	37	1,856,147	40	2,742,549
Not-For-Profit Sponsors	55	15,886,331	144	17,259,175	55	15,886,331	144	17,259,175
GRAND TOTALS	210	\$ 36,263,695	298	\$ 31,597,406	210	\$ 36,263,695	298	\$ 31,597,406

Part III of V Summary of Awards by Sponsor July 2001

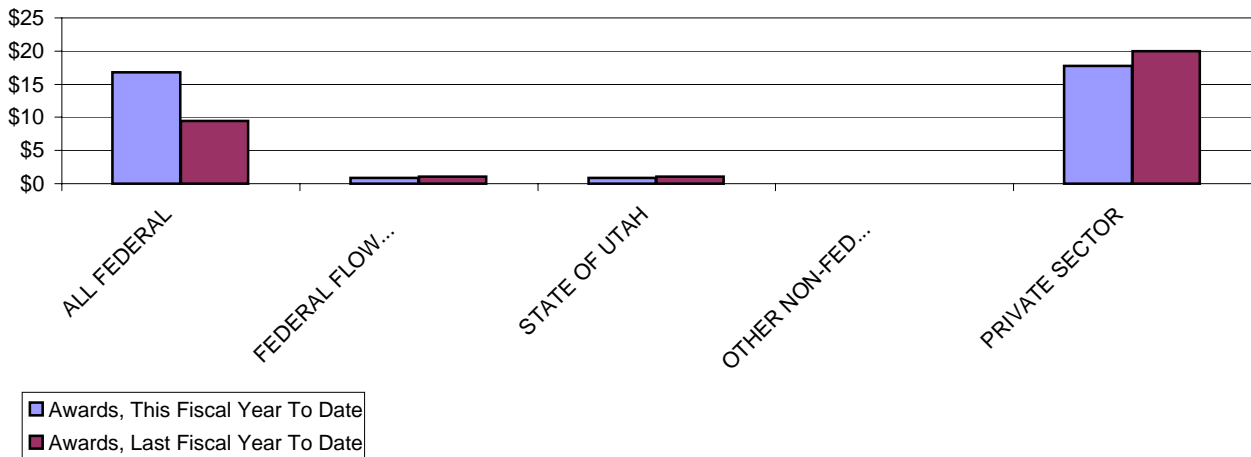
July 2001 vs. July 2000

Awards, In Millions



FYTD July 2001 vs. FYTD July 2000

Awards, In Millions



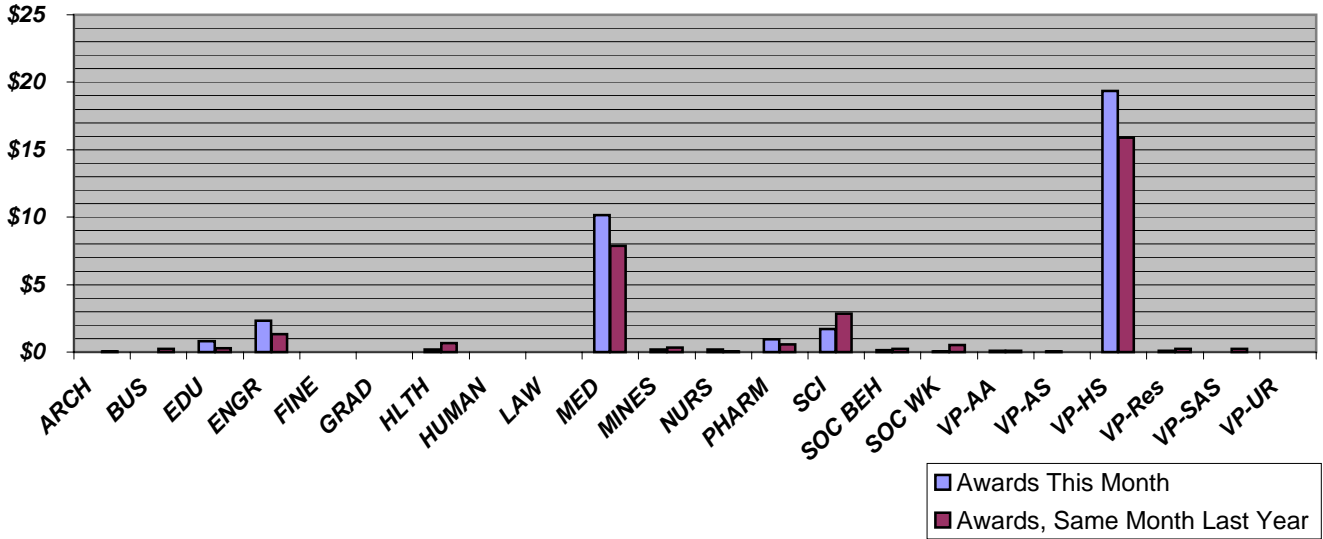
VICE-PRESIDENT FOR RESEARCH
July 2001
Part IV of V--AWARDS BY COLLEGE

DATE: August 15, 2001

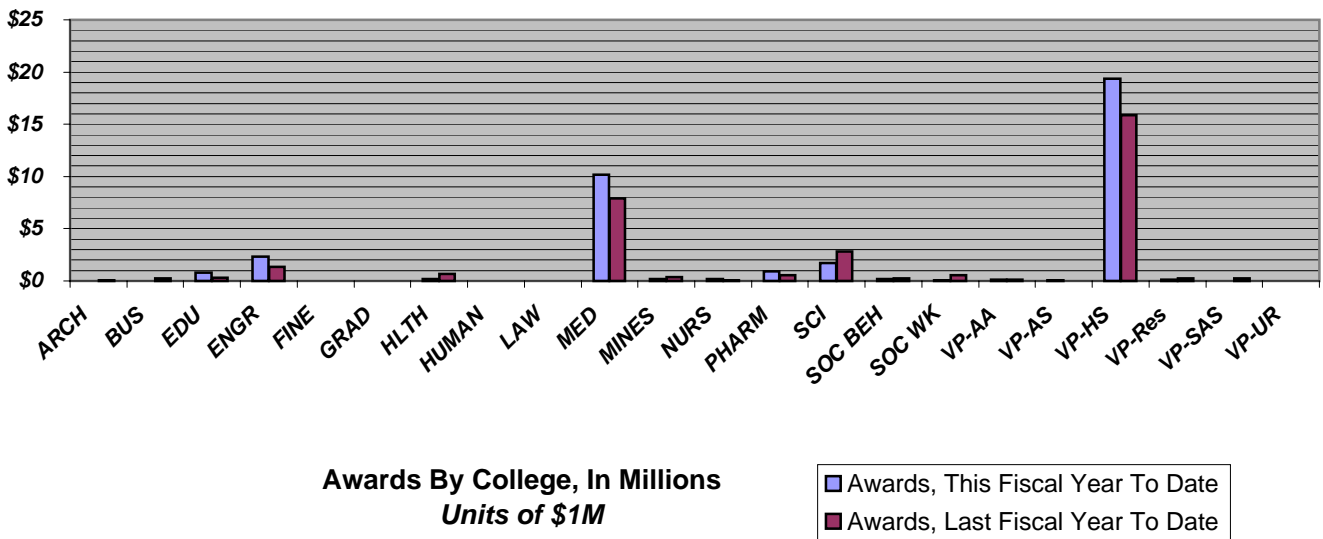
	July 2001		July 2000		FISCAL YEAR TO DATE (Jul 2001)		FISCAL YEAR TO DATE (Jul 2000)	
	<u>No.</u>	<u>Total Amt.</u>	<u>No.</u>	<u>Total Amt.</u>	<u>No.</u>	<u>Total Amt.</u>	<u>No.</u>	<u>Total Amt.</u>
ARCHITECTURE	0	-	1	64,510	0	-	1	64,510
BUSINESS	0	-	2	254,507	0	-	2	254,507
EDUCATION	4	807,839	3	298,902	4	807,839	3	298,902
ENGINEERING	37	2,327,082	25	1,346,314	37	2,327,082	25	1,346,314
FINE ARTS	0	-	0	-	0	-	0	-
GRADUATE SCHOOL	0	-	0	-	0	-	0	-
HEALTH	4	178,969	3	659,409	4	178,969	3	659,409
HUMANITIES	2	6,000	1	10,800	2	6,000	1	10,800
LAW	0	-	0	-	0	-	0	-
MEDICINE	69	10,151,386	80	7,892,488	69	10,151,386	80	7,892,488
MINES & EARTH SCIENCES	6	189,339	5	344,950	6	189,339	5	344,950
NURSING	4	176,102	1	69,195	4	176,102	1	69,195
PHARMACY	8	946,980	9	570,809	8	946,980	9	570,809
SCIENCE	16	1,710,007	26	2,836,404	16	1,710,007	26	2,836,404
SOCIAL & BEHAVIORAL SCIENCES	3	156,910	9	240,390	3	156,910	9	240,390
SOCIAL WORK	1	41,640	1	535,348	1	41,640	1	535,348
VP/ACADEMIC AFFAIRS	2	93,270	4	111,031	2	93,270	4	111,031
VP/ADMINISTRATIVE SERVICES	1	37,500	0	-	1	37,500	0	-
VP/HEALTH SCIENCES	48	19,334,671	120	15,881,279	48	19,334,671	120	15,881,279
VP/RESEARCH	4	101,000	7	247,500	4	101,000	7	247,500
VP/STUDENT AFFAIRS & SERVICES	0	-	1	233,570	0	-	1	233,570
VP/UNIVERSITY RELATIONS	1	5,000	0	-	1	5,000	0	-
GRAND TOTALS	210	\$36,263,695	298	\$31,597,406	210	\$36,263,695	298	\$31,597,406

Part IV of V Summary of Awards by College July 2001

July 2001 vs. July 2000



FYTD July 2001 vs. FYTD July 2000



**Awards By College, In Millions
Units of \$1M**

■ Awards, This Fiscal Year To Date
■ Awards, Last Fiscal Year To Date

VICE-PRESIDENT FOR RESEARCH
July 2001
Part IV of IV--GENERAL COLLEGE ACTIVITY

DATE: August 15, 2001

		July 2001		July 2000		FISCAL YEAR TO DATE (Jul 2001)		FISCAL YEAR TO DATE (Jul 2000)	
		<u>No.</u>	<u>Total Amt.</u>	<u>No.</u>	<u>Total Amt.</u>	<u>No.</u>	<u>Total Amt.</u>	<u>No.</u>	<u>Total Amt.</u>
ARCHITECTURE									
Proposals		0	-	0	-	0	-	0	-
Awards	Research	0	-	1	64,510	0	-	1	64,510
	Other	0	-	0	-	0	-	0	-
	Instruction	0	-	0	-	0	-	0	-
	Clinical	0	-	0	-	0	-	0	-
	Totals	0	-	1	64,510	0	-	1	64,510
BUSINESS									
Proposals		0	-	0	-	0	-	0	-
Awards	Research	0	-	2	254,507	0	-	2	254,507
	Other	0	-	0	-	0	-	0	-
	Instruction	0	-	0	-	0	-	0	-
	Clinical	0	-	0	-	0	-	0	-
	Totals	0	-	2	254,507	0	-	2	254,507
EDUCATION									
Proposals		1	456,793	3	196,960	1	456,793	3	196,960
Awards	Research	0	-	0	-	0	-	0	-
	Other	1	172,000	1	34,960	1	172,000	1	34,960
	Instruction	3	635,839	2	263,942	3	635,839	2	263,942
	Clinical	0	-	0	-	0	-	0	-
	Totals	4	807,839	3	298,902	4	807,839	3	298,902
ENGINEERING									
Proposals		26	5,493,010	16	7,157,368	26	5,493,010	16	7,157,368
Awards	Research	33	2,345,910	22	1,322,449	33	2,345,910	22	1,322,449
	Other	3	106,172	3	23,865	3	106,172	3	23,865
	Instruction	1	-125,000	0	-	1	-125,000	0	-
	Clinical	0	-	0	-	0	-	0	-
	Totals	37	2,327,082	25	1,346,314	37	2,327,082	25	1,346,314
FINE ARTS									
Proposals		0	-	0	-	0	-	0	-
Awards	Research	0	-	0	-	0	-	0	-
	Other	0	-	0	-	0	-	0	-
	Instruction	0	-	0	-	0	-	0	-
	Clinical	0	-	0	-	0	-	0	-
	Totals	0	-	0	-	0	-	0	-

		July 2001		July 2000		FISCAL YEAR TO DATE (Jul 2001)		FISCAL YEAR TO DATE (Jul 2000)	
		<u>No.</u>	<u>Total Amt.</u>	<u>No.</u>	<u>Total Amt.</u>	<u>No.</u>	<u>Total Amt.</u>	<u>No.</u>	<u>Total Amt.</u>
GRADUATE SCHOOL									
Proposals		1	1,406,524	0	-	1	1,406,524	0	-
Awards	Research	0	-	0	-	0	-	0	-
	Other	0	-	0	-	0	-	0	-
	Instruction	0	-	0	-	0	-	0	-
	Clinical	0	-	0	-	0	-	0	-
	Totals	0	-	0	-	0	-	0	-
HEALTH									
Proposals		4	345,839	0	-	4	345,839	0	-
Awards	Research	1	28,509	2	605,154	1	28,509	2	605,154
	Other	2	114,460	0	-	2	114,460	0	-
	Instruction	1	36,000	1	54,255	1	36,000	1	54,255
	Clinical	0	-	0	-	0	-	0	-
	Totals	4	178,969	3	659,409	4	178,969	3	659,409
HUMANITIES									
Proposals		0	-	0	-	0	-	0	-
Awards	Research	0	-	0	-	0	-	0	-
	Other	1	2,000	0	-	1	2,000	0	-
	Instruction	1	4,000	1	10,800	1	4,000	1	10,800
	Clinical	0	-	0	-	0	-	0	-
	Totals	2	6,000	1	10,800	2	6,000	1	10,800
LAW									
Proposals		0	-	0	-	0	-	0	-
Awards	Research	0	-	0	-	0	-	0	-
	Other	0	-	0	-	0	-	0	-
	Instruction	0	-	0	-	0	-	0	-
	Clinical	0	-	0	-	0	-	0	-
	Totals	0	-	0	-	0	-	0	-
MEDICINE									
Proposals		52	33,465,087	39	15,844,572	52	33,465,087	39	15,844,572
Awards	Research	50	7,916,741	47	5,725,140	50	7,916,741	47	5,725,140
	Other	1	88,697	11	385,721	1	88,697	11	385,721
	Instruction	9	1,404,582	8	464,230	9	1,404,582	8	464,230
	Clinical	9	741,366	14	1,317,397	9	741,366	14	1,317,397
	Totals	69	10,151,386	80	7,892,488	69	10,151,386	80	7,892,488
MINES & EARTH SCIENCES									
Proposals		12	2,788,256	8	1,185,229	12	2,788,256	8	1,185,229
Awards	Research	4	110,021	3	82,015	4	110,021	3	82,015
	Other	2	79,318	1	229,545	2	79,318	1	229,545
	Instruction	0	-	1	33,390	0	-	1	33,390
	Clinical	0	-	0	-	0	-	0	-
	Totals	6	189,339	5	344,950	6	189,339	5	344,950

		July 2001		July 2000		FISCAL YEAR TO DATE (Jul 2001)		FISCAL YEAR TO DATE (Jul 2000)	
		<u>No.</u>	<u>Total Amt.</u>	<u>No.</u>	<u>Total Amt.</u>	<u>No.</u>	<u>Total Amt.</u>	<u>No.</u>	<u>Total Amt.</u>
NURSING									
Proposals									
		2	808,913	0	-	2	808,913	0	-
Awards									
	Research	3	75,000	1	69,195	3	75,000	1	69,195
	Other	0	-	0	-	0	-	0	-
	Instruction	1	101,102	0	-	1	101,102	0	-
	Clinical	0	-	0	-	0	-	0	-
	Totals	4	176,102	1	69,195	4	176,102	1	69,195
PHARMACY									
Proposals									
		8	3,889,167	5	2,675,272	8	3,889,167	5	2,675,272
Awards									
	Research	6	715,259	6	449,094	6	715,259	6	449,094
	Other	1	183,400	2	8,765	1	183,400	2	8,765
	Instruction	0	-	0	-	0	-	0	-
	Clinical	1	48,321	1	112,950	1	48,321	1	112,950
	Totals	8	946,980	9	570,809	8	946,980	9	570,809
SCIENCE									
Proposals									
		19	11,844,288	15	11,025,093	19	11,844,288	15	11,025,093
Awards									
	Research	14	1,267,651	23	2,585,397	14	1,267,651	23	2,585,397
	Other	1	400,000	1	13,000	1	400,000	1	13,000
	Instruction	1	42,356	2	238,007	1	42,356	2	238,007
	Clinical	0	-	0	-	0	-	0	-
	Totals	16	1,710,007	26	2,836,404	16	1,710,007	26	2,836,404
SOCIAL & BEHAVIORAL SCIENCES									
Proposals									
		7	4,632,245	2	233,253	7	4,632,245	2	233,253
Awards									
	Research	2	105,682	5	178,013	2	105,682	5	178,013
	Other	0	-	3	10,550	0	-	3	10,550
	Instruction	1	51,228	1	51,827	1	51,228	1	51,827
	Clinical	0	-	0	-	0	-	0	-
	Totals	3	156,910	9	240,390	3	156,910	9	240,390
SOCIAL WORK									
Proposals									
		1	5,554,959	2	1,165,209	1	5,554,959	2	1,165,209
Awards									
	Research	0	-	0	-	0	-	0	-
	Other	1	41,640	1	535,348	1	41,640	1	535,348
	Instruction	0	-	0	-	0	-	0	-
	Clinical	0	-	0	-	0	-	0	-
	Totals	1	41,640	1	535,348	1	41,640	1	535,348
VP FOR ACADEMIC AFFAIRS*									
Proposals									
		2	312,968	2	36,006	2	312,968	2	36,006
Awards									
	Research	0	-	0	-	0	-	0	-
	Other	2	93,270	4	111,031	2	93,270	4	111,031
	Instruction	0	-	0	-	0	-	0	-
	Clinical	0	-	0	-	0	-	0	-
	Totals	2	93,270	4	111,031	2	93,270	4	111,031

		July 2001		July 2000		FISCAL YEAR TO DATE (Jul 2001)		FISCAL YEAR TO DATE (Jul 2000)	
	<u>No.</u>	<u>Total Amt.</u>	<u>No.</u>	<u>Total Amt.</u>	<u>No.</u>	<u>Total Amt.</u>	<u>No.</u>	<u>Total Amt.</u>	
VP FOR ADMINISTRATIVE SERVICES*									
Proposals	1	37,500			1	37,500			
Awards									
Research	0	-	0	-	0	-	0	-	
Other	1	37,500	0	-	1	37,500	0	-	
Instruction	0	-	0	-	0	-	0	-	
Clinical	0	-	0	-	0	-	0	-	
Totals	1	37,500	0	-	1	37,500	0	-	

VP FOR HEALTH SCIENCES*

Proposals	6	15,603,743	5	15,502,750	6	15,603,743	5	15,502,750
Awards								
Research	46	19,203,821	120	15,881,279	46	19,203,821	120	15,881,279
Other	0	-	0	-	0	-	0	-
Instruction	0	0	0	-	0	-	0	-
Clinical	2	130,850	0	-	2	130,850	0	-
Totals	48	19,334,671	120	15,881,279	48	19,334,671	120	15,881,279

VP FOR RESEARCH*

Proposals	1	71,000	1	599,929	1	71,000	1	599,929
Awards								
Research	3	30,000	1	130,000	3	30,000	1	130,000
Other	1	71,000	5	113,000	1	71,000	5	113,000
Instruction	0	-	0	-	0	-	0	-
Clinical	0	-	1	4,500	0	-	1	4,500
Totals	4	101,000	7	247,500	4	101,000	7	247,500

VP FOR STUDENT AFFAIRS & SERVICES*

Proposals	0	-	0	-	0	-	0	-
Awards								
Research	0	-	0	-	0	-	0	-
Other	0	-	0	-	0	-	0	-
Instruction	0	-	1	233,570	0	-	1	233,570
Clinical	0	-	0	-	0	-	0	-
Totals	0	-	1	233,570	0	-	1	233,570

VP FOR UNIVERSITY RELATIONS*

Proposals	1	42,300	0	-	1	42,300	0	-
Awards								
Research	0	-	0	-	0	-	0	-
Other	0	-	0	-	0	-	0	-
Instruction	1	5,000	0	-	1	5,000	0	-
Clinical	0	-	0	-	0	-	0	-
Totals	1	5,000	0	-	1	5,000	0	-

Totals, Proposals	144	86,752,592	99	55,621,641	144	86,752,592	98	55,621,641
Totals, AWARDS	210	\$36,263,695	298	\$31,597,406	210	\$36,263,695	298	\$31,597,406

** Amounts for Vice-Presidents' Offices may reflect activity by Institutes, Centers & other discrete organizational entities that report directly to their cognizant Vice Presidents, rather than to a College or Graduate School.*