

DATE: August 1, 2005

TO: Michael K. Young  
 FROM: Raymond F. Gesteland

SUBJECT: 6-Part Monthly Activity Report

---

**Part I of VI--RESEARCH ACTIVITY SUMMARY**

	June 2005		June 2004		FISCAL YEAR TO DATE (7/04-6/05)		FISCAL YEAR TO DATE (7/03-6/04)	
	<u>No.</u>	<u>Total Amt.</u>	<u>No.</u>	<u>Total Amt.</u>	<u>No.</u>	<u>Total Amt.</u>	<u>No.</u>	<u>Total Amt.</u>
<b>AWARDS</b>								
Research	186	\$28,381,117	209	\$27,090,988	1,606	\$219,241,544	1,653	\$223,500,198
Other	48	1,587,288	35	2,770,424	477	34,857,533	390	30,727,901
Instruction	37	3,328,174	48	3,290,882	225	29,566,675	198	19,890,715
Clinical	30	805,291	20	1,125,804	275	14,239,212	245	15,608,905
<b>SUBTOTALS</b>	<b>301</b>	<b>34,101,870</b>	<b>312</b>	<b>34,278,098</b>	<b>2,583</b>	<b>297,904,964</b>	<b>2,486</b>	<b>289,727,719</b>
<b>Fellowships &amp; Financial Aids</b>		445,609		194,672		20,239,230		19,573,590
<b>ALL AWARD TOTALS</b>		<b>\$ 34,547,479</b>		<b>\$ 34,472,770</b>		<b>\$ 318,144,194</b>		<b>\$ 309,301,309</b>
<b>PROPOSAL TOTALS*</b>	<b>153</b>	<b>\$ 123,997,086</b>	<b>190</b>	<b>\$ 94,064,923</b>	<b>1,907</b>	<b>\$ 1,238,980,512</b>	<b>1,893</b>	<b>\$ 1,015,428,438</b>

\* Includes 14 resubmission proposals for the current fiscal month totaling \$16,397,254.

cc: Coralie Alder  
 James R. Bardsley  
 A. Lorris Betz  
 Jeffrey R. Botkin  
 Paul Brinkman  
 Brent Brown  
 Arnold B. Combe  
 Fred C. Esplin  
 John G. Francis  
 Raymond F. Gesteland  
 Jerry Kaplan  
 Richard E. Kendell  
 Elliott C. Kulakowski  
 Gary D. Levy  
 Nancy Lyon  
 J. Michael Mattsson  
 Barbara K. Nielsen  
 David W. Pershing  
 Ronald J. Pugmire  
 Lee Siegel  
 Laura Snow  
 Jeffrey J. West  
 Kimberly Wirthlin

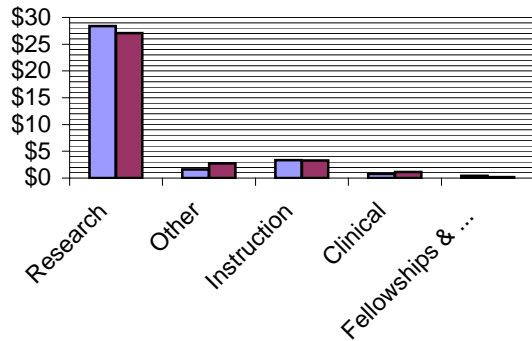
---

Raymond F. Gesteland  
 Vice-President for Research

# Part I of VI Summary of University Research Activity June 2005

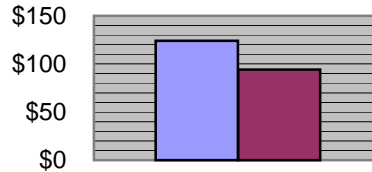
## June 2005 vs. June 2004

**Awards, In Millions**



■ Awards This Month  
■ Awards, Same Month Last Year

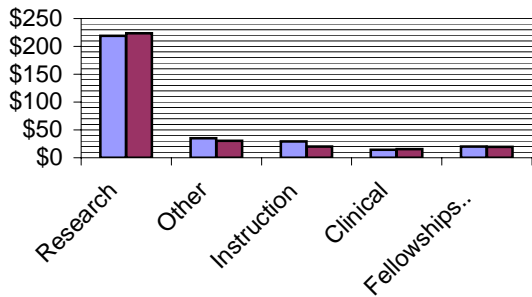
**Proposals, In Millions**



■ All Proposals, This Month  
■ All Proposals, Same Month Last Year

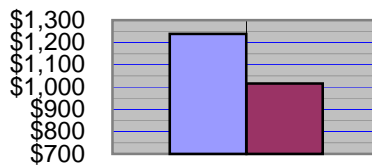
## FYTD June 2005 vs. FYTD June 2004

**Awards, In Millions**



■ Awards, This Fiscal Year To Date  
■ Awards, Same Month Last Fiscal Year To Date

**Proposals, In Millions**



■ All Proposals, This Fiscal Year To Date  
■ All Proposals, Last Fiscal Year To Date

**VICE-PRESIDENT FOR RESEARCH**  
*June 2005*

**Part II of VI--PROPOSALS AND AWARDS OVER \$1 MILLION**

DATE: August 1, 2005

**PROPOSALS**

	<i>Department</i>	<i>Sponsor Name</i>	<i>Proposal Title</i>	<i>Start Date</i>	<i>End Date</i>	<i>Total Amount</i>
<b>College of Engineering</b>						
Tyler, Bonnie J	Chem & Fuels Engineering	NIH/Natl Institutes of Health	Polyene Resistance In Candida Albicans Biofilms.	4/1/06	3/31/11	\$1,841,125
Silcox, Geoffrey D	Chem & Fuels Engineering	NSF/Natl Sci Fndn	The Center For Engineering, Energy, The Environment And Learning (CEEEL).	1/1/06	12/31/09	\$1,768,019
Roemer, Robert B	Mechanical Engineering	NIH/Natl Institutes of Health	Optimization And Interactive Control Of HIFU Therapy.	4/1/06	3/31/09	\$1,458,520
Brunvand, Erik L	Computing, School Of	NSF/Natl Sci Fndn	Hardware Support For Real Time Ray Tracing.	1/1/06	12/31/09	\$1,355,931
Blair, Steven M	Electr & Computer Engr	NIH/Natl Institutes of Health	Biosensing Based Upon Molecular Confinement In An Array Of Metallic Nanocavities.	4/1/06	3/31/10	\$1,261,100
Metzger, Meredith M	Mechanical Engineering	NIH/Natl Institutes of Health	Real-Time Modeling, Simulation, And Tracking Of Plumes Using Mobile Sensor Networks.	1/1/06	1/1/10	\$1,069,159
<b>School of Medicine</b>						
Li, Dean Y	Human Molec Biol & Genetics	NIH/Natl Institutes of Health	Novel Angiogenic Therapy In LVAD Patients.	4/1/06	5/31/11	\$18,462,326
Slattery, Martha L	Family & Preventive Med	NIH/Natl Institutes of Health	Diet, Activity, And Lifestyle As A Risk Factor For Colorectal Cancer.	6/1/06	5/31/11	\$4,935,831
Bale, James F Jr	Pediatrics	NIH/Natl Institutes of Health	Universal Screening Of Congenital Cytomegalovirus Infection And Hearing Loss.	12/1/05	11/30/10	\$3,684,685
Cannon-Albright, Lisa	Medical Informatics	NIH/Natl Institutes of Health	Mapping And Cloning Prostate Cancer Predisposition Loci.	8/1/06	7/31/11	\$3,411,949
Lane, Robert H	Pediatrics	NIH/Natl Institutes of Health	Early Zinc Deficiency Affects Epigenetic Determinants.	4/1/06	3/31/11	\$3,156,073
Morton, Kathryn A	Radiology	NIH/Natl Institutes of Health	FDG PET In Cancer-Associated Venothromboembolic Disease.	4/1/06	3/31/10	\$2,569,045

## PROPOSALS (continued)

	<i>Department</i>	<i>Sponsor Name</i>	<i>Proposal Title</i>	<i>Start Date</i>	<i>End Date</i>	<i>Total Amount</i>
<b>School of Medicine (continued)</b>						
Lund, Raymond D	Ophthalmology	NIH/Natl Institutes of Health	Prevention Of Photoreceptor Degeneration.	4/1/06	3/31/10	\$2,225,903
Stillman, David J	Pathology	NIH/Natl Institutes of Health	Promoter Specificity Of Transcription Factors.	4/1/06	3/31/11	\$1,868,750
Chen, Xinjian	Pathology	NIH/Natl Institutes of Health	The Role of H2-O In Immunity And Autoimmunity.	4/1/06	3/31/11	\$1,721,250
Swoboda, Kathryn J	Neurology	Famil Of Spinal Musc Atrophy	Multicenter Phase II Trial Of Valproic Acid And Carnitine In Patients With Spinal Muscular Atrophy.	6/1/05	6/1/07	\$1,700,000
Summers, Scott	Internal Medicine	NIH/Natl Institutes of Health	The Role Of Sphingolipids In The Insulin Signal Transduction.	4/1/06	3/31/10	\$1,681,875
Weis, John H	Pathology	NIH/Natl Institutes of Health	Role Of Pactolus In The Innate Immune Response.	6/1/06	5/31/11	\$1,681,875
Weyrich, Andrew S	Human Molec Biol & Genetics	NIH/Natl Institutes of Health	Cholinergic Modulation Of Peripheral Olfactory Function.	4/1/06	3/31/11	\$1,681,875
Atkins, John F	Human Genetics	NIH/Natl Institutes of Health	Recoding: Dynamic Reprogramming Of Genetic Readout.	4/1/06	3/31/09	\$1,654,567
Miller, Scott C	Radiology	NIH/Natl Institutes of Health	Development Of Improved DTPA For Radionuclide Chelation.	9/30/05	6/30/07	\$1,535,105
Leibold, Elizabeth A	Human Molec Biol & Genetics	Childrens Hosp / Pittsburgh	Genetic Analysis Of Iron Homeostasis In Caenorhabditis Elegans.	4/1/06	3/31/11	\$1,520,000
Di Bella, Edward V R	Radiology	NIH/Natl Institutes of Health	Selenoprotein Synthesis: Redefinition Of Selenocysteine- Encoding UGA Codons.	4/1/06	3/31/11	\$1,495,000
Pershing, Lynn K	Dermatology	NIH/Natl Institutes of Health	Alcohol Metabolism And Corticosteroid Response.	4/1/06	3/31/10	\$1,484,984
Donahoe, Robert M	Pathology	NIH/Natl Institutes of Health	AIDS And Opiates: A Monkey Model.	4/1/05	1/31/07	\$1,337,596
Howes, Kimberly A	Ophthalmology	NIH/Natl Institutes of Health	Roles Of Fzd-4 And Norrie In Retinal Angiogenesis.	7/1/06	6/30/11	\$1,308,125
Rogers, Scott W	Neurobiology & Anatomy	NIH/Natl Institutes of Health	Nicotine Receptors And COX2 In The Aging Brain.	4/1/06	3/31/11	\$1,308,125
Yost, Christian C	Pediatrics	NIH/Natl Institutes of Health	Translational Regulation Of Gene Expression In Neonatal PMNs.	4/1/06	3/31/11	\$1,297,400
Elenitoba-Johnson, Kojo	Pathology	NIH/Natl Institutes of Health	Quantitative Proteomic Analysis Of Lymphoma Transformation.	4/1/06	3/31/09	\$1,235,221

## PROPOSALS (continued)

	<i>Department</i>	<i>Sponsor Name</i>	<i>Proposal Title</i>	<i>Start Date</i>	<i>End Date</i>	<i>Total Amount</i>
<b>School of Medicine (continued)</b>						
McClain, Donald A	Internal Medicine	Brigham & Womens Hosp (Prime NIH/NIDDK)	Vascular Dysfunction In IDDM: Genes, Inflammation, RAAS.	3/1/06	2/28/11	\$1,145,617
Light, Alan R	Anesthesiology	NIH/Natl Institutes of Health	Long-Term Hyperalgia Mediated By Spinal Dorsal Horn.	4/1/06	3/31/09	\$1,009,125
<b>College of Mines &amp; Earth Sciences</b>						
Tonon, Fulvio	Geology & Geophysics	NSF/Natl Sci Fndn	Science Training & Education Program For Middle & High School Students In The Western States & China.	7/1/05	6/30/08	\$1,190,332
<b>College of Nursing</b>						
Smith, Sandra L	Nursing	NIH/Natl Institutes of Health	Developmental Study Of Heart Period Variability In Critically Ill VLBW Infants.	4/1/06	3/31/10	\$1,420,250
<b>College of Pharmacy</b>						
Yost, Garold S	Pharmacology & Toxicology	NIH/Natl Institutes of Health	3-Methylindole-Induced Lung Injury.	4/1/06	3/31/11	\$2,396,587
Balagurunathan, Kuber	Medicinal Chemistry	NIH/Natl Institutes of Health	Heparanomics: Structure-Function Relationships.	4/1/06	3/31/11	\$2,028,705
Ireland, Chris M	Medicinal Chemistry	NIH/Natl Institutes of Health	Antineoplastic Agents From Marine Organisms.	4/1/06	3/31/11	\$1,868,750
Kopecek, Jindrich R	Pharmaceut & Pharm Chem	NIH/Natl Institutes of Health	A Polymeric Drug Delivery System For Cancer Therapy.	4/1/06	3/31/11	\$1,868,750
Lu, Zheng-Rong	Pharmaceut & Pharm Chem	NIH/Natl Institutes of Health	Non-Invasive Imaging Of Drug Delivery In Cancer Treatment.	3/1/06	2/28/10	\$1,196,000
Reilly, Christopher A	Pharmacology & Toxicology	NIH/Natl Institutes of Health	Prevention Of Photoreceptor Degeneration.	4/1/06	3/31/10	\$1,176,807
<b>College of Science</b>						
Keck, Gary E	Chemistry	NIH/Natl Institutes of Health	Chiral Approaches To Natural Product Synthesis.	4/1/06	3/31/10	\$2,368,211
Fogelson, Aaron L	Mathematics	NSF/Natl Sci Fndn	Formation And Function Of Physiological Gels.	7/1/06	6/30/11	\$2,071,870
Babst, Markus	Biology	NIH/Natl Institutes of Health	Vps4 And The MVB Sorting Pathway.	1/1/06	12/31/11	\$1,868,750
Flynn, Peter F	Chemistry	NIH/Natl Institutes of Health	Studies Of A Key Structural Element Of The Spliceosome.	4/1/06	3/31/11	\$1,495,000
Poulter, C Dale	Chemistry	NIH/Natl Institutes of Health	Predocctoral Training Program In Biological Chemistry.	7/1/06	6/30/11	\$1,336,870

## PROPOSALS (continued)

	<i>Department</i>	<i>Sponsor Name</i>	<i>Proposal Title</i>	<i>Start Date</i>	<i>End Date</i>	<i>Total Amount</i>
<b>College of Science</b>						
Poulter, C Dale	Chemistry	NIH/Natl Institutes of Health	Predocotrual Training Program In Biological Chemistry.	7/1/06	6/30/11	\$1,336,870
David, Sheila S	Chemistry	NIH/Natl Institutes of Health	Recognition And Repair Of Mismatched DNA By MutY.	12/1/05	11/30/09	\$1,171,250

### **Sr Vice-President for Health Sciences**

Betz, A Lorris	Off VP Health Sciences	St of Utah / Legislature	2004-2005 State Of Utah Legislature, USTAR General Fund Appropriation (Brain	7/1/04	6/30/05	\$3,000,000
Ayer, Donald E	Huntsman Cancer Institute	NIH/Natl Institutes of Health	Modulators Of Mad Family Function: Mlx And mSin3A.	5/1/06	4/30/11	\$1,868,750

## AWARDS

	<i>Department</i>	<i>Sponsor Name</i>	<i>Award Title</i>	<i>Start Date</i>	<i>End Date</i>	<i>Total Amount</i>
<b>College of Science</b>						
Pugmire, Ronald J	Chemistry	NIH / Natl Ctr Res Resources	Extramural Research Facilities Construction.	9/15/03	9/14/05	\$3,783,855

### **Sr Vice-President for Health Sciences**

Betz, A Lorris	Off VP Health Sciences	St of Utah / Legislature	2004-2005 State Of Utah Legislature, USTAR General Fund Appropriation (Brain Institute Equipment Funding).	7/1/04	6/30/05	\$3,000,000
----------------	---------------------------	-----------------------------	---	--------	---------	-------------

**VICE-PRESIDENT FOR RESEARCH**  
*June 2005*  
**Part III of VI--TOP 10 "OTHER" AWARDS**

DATE: August 1, 2005

	<i>Department</i>	<i>Sponsor Name</i>	<i>Title</i>	<i>Start Date</i>	<i>End Date</i>	<i>Total Amount</i>
Ries, Kristen	Internal Medicine	St of Utah / Dept of Health (Prime HRSA)	Ryan White Title II (Emerging Communities).	7/1/01	3/31/06	\$135,653
Murdock, Richard T	Family & Preventive Med	St of Utah / Dept of Health	Computing Technical Services For USIIS.	6/2/99	6/30/06	\$112,359
Hanson, Glen R	Pharmacology	NIH / Natl Inst on Drug Abuse	Intergovernmental Personnel Act (IPA).	5/1/05	4/30/06	\$97,683
Young, Paul C	Pharmacotherapy	St of Utah / Dept of Health (HHS / Medicare- Medicaid)	Utah Pediatric Partnership To Improve Healthcare Quality (UPIQ).	7/1/03	6/30/08	\$88,775
Plumlee, Marlene	Accounting & IS, School Of	Taxpayer Advocate Svc (Prime IRS)	Low Income Taxpayer Clinic.	6/1/05	12/31/05	\$71,373
Ries, Kristen	Internal Medicine	St of Utah / Dept of Health (Prime HRSA)	Ryan White Title II.	3/15/00	3/31/06	\$61,500
Mamalis, Nick	Ophthalmology	Calhoun Vision Inc	Evaluation Of Power Adjustment And Biocompatibility Of The Light Adjustable Lens In A Rabbit Model.	9/1/01	7/31/06	\$42,537
Graves, James E	Coll Health / Dean's Office	Alta Club	Personnel Management And Fitness Services For Fitness Center.	3/1/05	8/31/05	\$41,406
Stanford, Joseph B	Family & Preventive Med	NIH / Natl Inst on Child Health Hum Development	Methodologic Strategies For For Assessing Reproductive Function.	6/13/05	5/31/06	\$40,664
Brodke, Darrel S	Orthopedics	Depuy Spine	Kinematic Characterization Of Uniplate V. Slim-Loc In Human Cadaveric Cervical Spine.	3/1/05	2/28/07	\$37,598

**VICE-PRESIDENT FOR RESEARCH**  
**June 2005**  
**Part IV of VI--AWARDS BY SPONSOR**

DATE: August 1, 2005

	June 2005		June 2004		FISCAL YEAR TO DATE (7/04-6/05)		FISCAL YEAR TO DATE (7/03-6/04)	
	<u>No.</u>	<u>Total Amt.</u>	<u>No.</u>	<u>Total Amt.</u>	<u>No.</u>	<u>Total Amt.</u>	<u>No.</u>	<u>Total Amt.</u>
<b>ALL FEDERAL</b>	<b>127</b>	<b>\$ 23,016,969</b>	<b>146</b>	<b>\$ 21,238,593</b>	<b>1,072</b>	<b>\$ 210,906,181</b>	<b>1,105</b>	<b>\$ 197,284,973</b>
<i>Misc. Federal Agencies</i>	0	-	1	7,500	10	1,224,200	15	2,808,049
Nat'l Aeronaut/Space Adm	3	73,332	3	166,955	13	995,618	26	1,902,742
Nat'l Endowmt/Humanities	0	-	0	-	3	408,896	4	127,402
Nat'l Science Foundation	23	2,792,487	29	3,236,856	146	22,290,811	190	28,000,033
US Dept of Agriculture	0	-	0	-	7	565,717	3	145,360
US Dept of Commerce	0	-	2	29,900	9	843,447	10	563,853
US Dept of Defense	3	764,242	5	1,924,812	41	5,896,209	43	6,333,338
US Dept of Education	3	482,724	4	521,215	23	3,622,444	24	3,887,507
US Dept of Energy	15	1,928,225	11	1,386,204	92	12,497,675	59	7,419,946
US Dept of the Interior	3	30,848	3	2,000	34	9,242,782	38	1,384,384
US Dept of Transportation	0	-	1	57,454	4	187,395	2	119,280
US Environmental Prot Agcy	0	-	0	-	18	2,838,258	11	2,235,400
US Health & Human Servs	75	16,966,661	87	13,905,697	664	150,189,481	678	142,303,258
US Veterans Admin	2	(21,550)	0	-	8	103,248	2	54,421
<b>FEDERAL FLOW-DOWN</b>	<b>53</b>	<b>2,478,131</b>	<b>48</b>	<b>2,584,184</b>	<b>469</b>	<b>28,410,344</b>	<b>446</b>	<b>25,883,955</b>
<b>STATE OF UTAH*</b>	<b>13</b>	<b>3,767,056</b>	<b>19</b>	<b>1,285,314</b>	<b>122</b>	<b>7,746,724</b>	<b>156</b>	<b>8,460,068</b>
<b>OTHER NON-FED GOVT.</b>	<b>4</b>	<b>65,106</b>	<b>3</b>	<b>56,645</b>	<b>25</b>	<b>1,167,742</b>	<b>12</b>	<b>409,706</b>
<b>PRIVATE SECTOR</b>	<b>104</b>	<b>4,774,608</b>	<b>96</b>	<b>9,113,362</b>	<b>895</b>	<b>49,673,973</b>	<b>767</b>	<b>57,689,017</b>
Commercial Sponsors	65	1,863,268	57	7,020,408	629	25,360,566	491	33,453,571
Not-For-Profit Sponsors	39	2,911,340	39	2,092,954	266	24,313,407	276	24,235,446
<b>GRAND TOTALS</b>	<b>301</b>	<b>\$ 34,101,870</b>	<b>312</b>	<b>\$ 34,278,098</b>	<b>2,583</b>	<b>\$ 297,904,964</b>	<b>2,486</b>	<b>\$ 289,727,719</b>

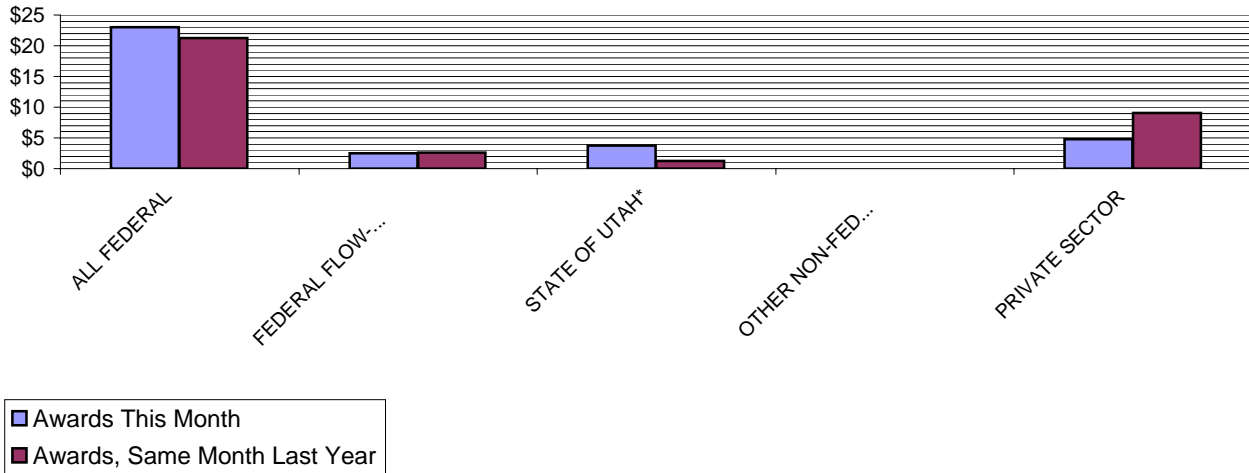
\* State of Utah prime source sponsorship only; "Federal Flow-Down" contains Federal flow-down funding through the State.  
Federal flow-down through the State of Utah totaled \$637,288 for June 2005, and \$3,468,251 for the Fiscal Year to date as of June 2005.



## Part IV of VI Summary of Awards by Sponsor June 2005

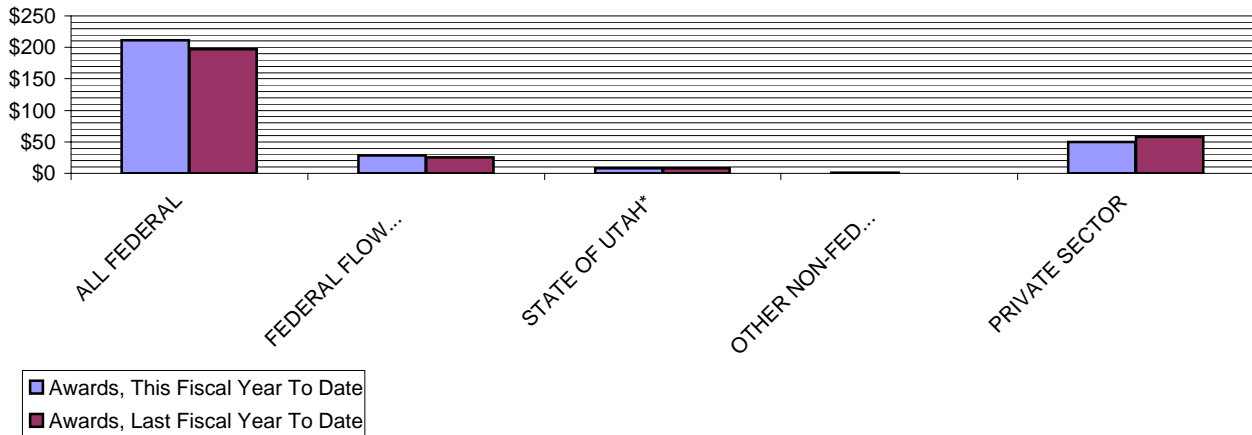
**June 2005 vs. June 2004**

**Awards, In Millions**



**FYTD June 2005 vs. FYTD June 2004**

**Awards, In Millions**



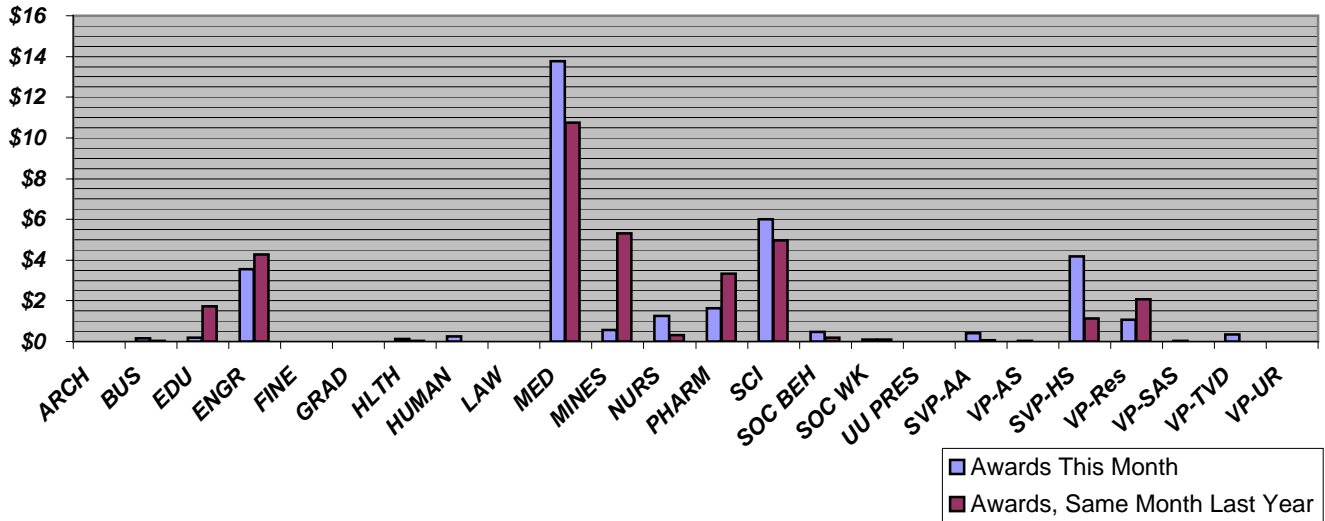
**VICE-PRESIDENT FOR RESEARCH**  
*June 2005*  
**Part V of VI--AWARDS BY COLLEGE**

DATE: August 1, 2005

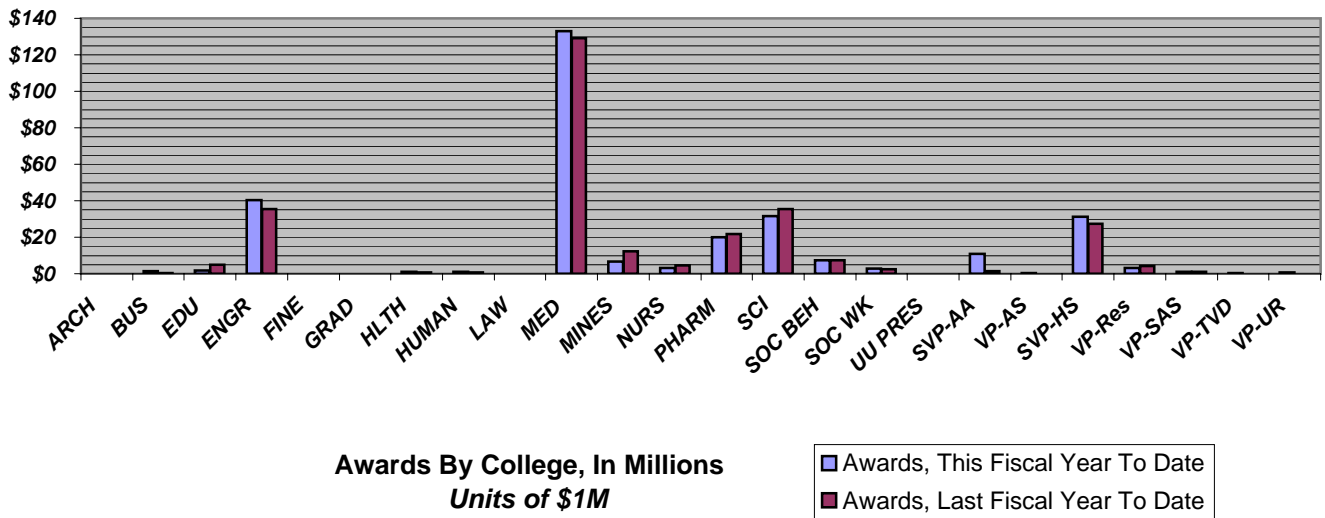
	June 2005		June 2004		FISCAL YEAR TO DATE (7/04-6/05)		FISCAL YEAR TO DATE (7/03-6/04)	
	<u>No.</u>	<u>Total Amt.</u>	<u>No.</u>	<u>Total Amt.</u>	<u>No.</u>	<u>Total Amt.</u>	<u>No.</u>	<u>Total Amt.</u>
ARCHITECTURE & PLANNING	0	-	0	-	7	110,908	2	516
BUSINESS	5	143,383	1	25,000	23	1,352,186	16	213,656
EDUCATION	1	192,314	13	1,725,518	23	1,699,919	36	4,842,271
ENGINEERING	46	3,552,969	52	4,261,264	479	40,314,805	369	35,601,221
FINE ARTS	0	-	0	-	2	3,000	1	44,000
GRADUATE SCHOOL	0	-	0	-	1	30,000	0	-
HEALTH	5	130,463	3	42,460	23	1,206,757	25	838,646
HUMANITIES	2	236,000	2	8,000	11	1,159,599	17	737,922
LAW	0	-	1	3,875	1	7,300	2	4,875
MEDICINE	143	13,758,915	122	10,747,777	1,169	133,060,189	1,112	128,999,859
MINES & EARTH SCIENCES	17	569,160	22	5,312,133	136	6,606,184	141	12,263,101
NURSING	9	1,250,880	4	307,565	28	3,171,170	35	4,569,915
PHARMACY	12	1,623,624	31	3,324,046	127	19,928,113	155	21,761,786
SCIENCE	20	6,012,505	36	4,951,318	199	31,630,745	248	35,446,406
SOCIAL & BEHAVIORAL SCIENCES	10	482,100	5	189,936	78	7,407,781	62	7,364,984
SOCIAL WORK	1	99,998	3	100,500	35	2,662,594	43	2,445,794
UNIVERSITY PRESIDENT	0	-	0	-	1	30,000	0	-
VP/ACADEMIC AFFAIRS	9	409,163	2	75,000	39	10,784,584	20	1,364,584
VP/ADMINISTRATIVE SERVICES	1	16,806	0	-	5	478,071	1	6,597
VP/HEALTH SCIENCES	15	4,166,592	11	1,138,549	156	31,054,372	147	27,226,874
VP/RESEARCH	3	1,064,998	4	2,065,157	15	3,038,409	29	4,275,375
VP/STUDENT AFFAIRS & SERVICES	1	42,000	0	-	11	1,070,936	13	1,049,810
VP/TECHNOLOGY VENTURE DEV	1	350,000	0	-	1	350,000	0	-
VP/UNIVERSITY RELATIONS	0	-	0	-	13	747,342	12	669,527
<b>GRAND TOTALS</b>	<b>301</b>	<b>\$34,101,870</b>	<b>312</b>	<b>\$34,278,098</b>	<b>2,583</b>	<b>\$297,904,964</b>	<b>2,486</b>	<b>\$289,727,719</b>

**Part V of VI**  
**Summary of Awards by College**  
**April 2005**

**April 2005 vs. April 2004**



**FYTD April 2005 vs. FYTD April 2004**



**VICE-PRESIDENT FOR RESEARCH**  
*June 2005*  
**Part VI of VI--GENERAL COLLEGE ACTIVITY**

DATE: August 1, 2005

		June 2005		June 2004		FISCAL YEAR TO DATE (7/04-6/05)		FISCAL YEAR TO DATE (7/03-6/04)	
		<u>No.</u>	<u>Total Amt.</u>	<u>No.</u>	<u>Total Amt.</u>	<u>No.</u>	<u>Total Amt.</u>	<u>No.</u>	<u>Total Amt.</u>
<b>ARCHITECTURE &amp; PLANNING</b>									
<b>Proposals</b>		0	-	2	76,979	7	1,149,382	3	79,479
<b>Awards</b>	Research	0	-	0	-	6	108,508	1	4,591
	Other	0	-	0	-	1	2,400	1	(4,075)
	Instruction	0	-	0	-	0	-	0	-
	Clinical	0	-	0	-	0	-	0	-
	<b>Totals</b>	0	-	0	-	7	110,908	2	516
<b>BUSINESS</b>									
<b>Proposals</b>		2	64,366	2	30,000	14	2,047,795	15	3,833,445
<b>Awards</b>	Research	2	96,383	1	25,000	11	292,986	9	149,255
	Other	2	(8,000)	0	-	11	1,004,200	7	64,401
	Instruction	1	55,000	0	-	1	55,000	0	-
	Clinical	0	-	0	-	0	-	0	-
	<b>Totals</b>	5	143,383	1	25,000	23	1,352,186	16	213,656
<b>EDUCATION</b>									
<b>Proposals</b>		3	173,600	4	1,120,660	25	9,241,610	31	10,875,617
<b>Awards</b>	Research	0	-	0	-	0	-	5	157,080
	Other	0	-	0	-	2	-	3	497,336
	Instruction	1	192,314	13	1,725,518	21	1,699,919	28	4,187,855
	Clinical	0	-	0	-	0	-	0	-
	<b>Totals</b>	1	192,314	13	1,725,518	23	1,699,919	36	4,842,271
<b>ENGINEERING</b>									
<b>Proposals</b>		27	13,768,347	36	5,648,935	330	149,364,655	329	161,712,019
<b>Awards</b>	Research	46	3,552,969	44	4,036,895	429	37,973,338	319	34,140,042
	Other	0	-	2	13,245	32	801,354	29	880,502
	Instruction	0	-	6	211,124	18	1,540,113	21	580,677
	Clinical	0	-	0	-	0	-	0	-
	<b>Totals</b>	46	3,552,969	52	4,261,264	479	40,314,805	369	35,601,221
<b>FINE ARTS</b>									
<b>Proposals</b>		0	-	0	-	5	1,205,495	1	1,500
<b>Awards</b>	Research	0	-	0	-	0	-	0	-
	Other	0	-	0	-	1	1,000	0	-
	Instruction	0	-	0	-	1	2,000	1	44,000
	Clinical	0	-	0	-	0	-	0	-
	<b>Totals</b>	0	-	0	-	2	3,000	1	44,000

		June 2005		June 2004		FISCAL YEAR TO DATE (7/04-6/05)		FISCAL YEAR TO DATE (7/03-6/04)	
		<u>No.</u>	<u>Total Amt.</u>	<u>No.</u>	<u>Total Amt.</u>	<u>No.</u>	<u>Total Amt.</u>	<u>No.</u>	<u>Total Amt.</u>
<b>GRADUATE SCHOOL</b>									
<i>Proposals</i>		0	-	0	-	1	30,000	0	-
<i>Awards</i>	Research	0	-	0	-	1	30,000	0	-
	Other	0	-	0	-	0	-	0	-
	Instruction	0	-	0	-	0	-	0	-
	Clinical	0	-	0	-	0	-	0	-
	<i>Totals</i>	0	-	0	-	1	30,000	0	-

## HEALTH

<i>Proposals</i>		2	133,610	7	2,705,292	34	7,192,460	32	10,040,387
<i>Awards</i>	Research	1	30,631	2	12,460	9	491,388	10	198,519
	Other	2	49,655	1	30,000	9	372,575	12	544,101
	Instruction	1	45,714	0	-	4	338,331	2	85,563
	Clinical	1	4,463	0	-	1	4,463	1	10,463
	<i>Totals</i>	5	130,463	3	42,460	23	1,206,757	25	838,646

## HUMANITIES

<i>Proposals</i>		1	67,386	2	56,200	19	2,565,497	23	10,160,791
<i>Awards</i>	Research	1	10,000	0	-	2	384,932	1	74,215
	Other	0	-	0	-	3	5,600	8	25,703
	Instruction	1	226,000	2	8,000	6	769,067	8	638,004
	Clinical	0	-	0	-	0	-	0	-
	<i>Totals</i>	2	236,000	2	8,000	11	1,159,599	17	737,922

## LAW

<i>Proposals</i>		0	-	0	-	0	-	3	12,175
<i>Awards</i>	Research	0	-	0	-	0	-	0	-
	Other	0	-	1	3,875	1	7,300	2	4,875
	Instruction	0	-	0	-	0	-	0	-
	Clinical	0	-	0	-	0	-	0	-
	<i>Totals</i>	0	-	1	3,875	1	7,300	2	4,875

## MEDICINE

<i>Proposals</i>		65	72,570,054	61	34,355,042	759	640,811,503	746	438,879,234
<i>Awards</i>	Research	70	10,569,074	73	8,437,868	592	93,000,306	657	96,314,368
	Other	26	994,611	12	762,009	218	11,073,123	141	8,661,756
	Instruction	24	1,601,956	20	717,857	118	16,376,703	96	9,853,541
	Clinical	23	593,274	17	830,043	241	12,610,057	218	14,170,194
	<i>Totals</i>	143	13,758,915	122	10,747,777	1169	133,060,189	1112	128,999,859

## MINES & EARTH SCIENCES

<i>Proposals</i>		9	2,373,053	21	4,614,418	115	32,245,008	112	24,634,456
<i>Awards</i>	Research	11	348,617	16	5,221,333	105	5,287,862	117	11,759,073
	Other	5	77,913	5	15,800	30	1,175,692	23	429,028
	Instruction	1	142,630	1	75,000	1	142,630	1	75,000
	Clinical	0	-	0	-	0	-	0	-
	<i>Totals</i>	17	569,160	22	5,312,133	136	6,606,184	141	12,263,101

		June 2005		June 2004		FISCAL YEAR TO DATE (7/04-6/05)		FISCAL YEAR TO DATE (7/03-6/04)	
		<u>No.</u>	<u>Total Amt.</u>	<u>No.</u>	<u>Total Amt.</u>	<u>No.</u>	<u>Total Amt.</u>	<u>No.</u>	<u>Total Amt.</u>
<b>NURSING</b>									
<b>Proposals</b>		2	1,794,500	4	4,064,519	19	20,194,917	23	19,076,061
<b>Awards</b>	Research	3	729,167	3	295,326	11	952,077	20	2,761,707
	Other	3	154,809	1	12,239	6	534,300	7	704,972
	Instruction	3	366,904	0	-	11	1,684,793	8	1,103,236
	Clinical	0	-	0	-	0	-	0	-
	<b>Totals</b>	9	1,250,880	4	307,565	28	3,171,170	35	4,569,915

## PHARMACY

<b>Proposals</b>		10	11,000,097	17	12,876,480	128	80,330,146	152	90,943,166
<b>Awards</b>	Research	8	1,377,471	23	3,261,198	77	16,211,427	90	13,188,339
	Other	3	204,594	6	(189,439)	37	2,934,841	53	7,789,058
	Instruction	0	-	0	-	4	445,979	4	268,635
	Clinical	1	41,559	2	252,287	9	335,866	8	515,754
	<b>Totals</b>	12	1,623,624	31	3,324,046	127	19,928,113	155	21,761,786

## SCIENCE

<b>Proposals</b>		15	14,326,348	13	13,603,769	184	133,833,834	176	115,687,295
<b>Awards</b>	Research	19	5,729,387	33	4,566,575	187	28,606,633	231	33,676,084
	Other	0	-	1	1,625	2	67,336	5	151,849
	Instruction	1	283,118	2	383,118	10	2,956,776	12	1,618,473
	Clinical	0	-	0	-	0	-	0	-
	<b>Totals</b>	20	6,012,505	36	4,951,318	199	31,630,745	248	35,446,406

## SOCIAL & BEHAVIORAL SCIENCES

<b>Proposals</b>		3	172,277	5	6,274,222	60	17,002,233	75	25,922,498
<b>Awards</b>	Research	10	482,100	4	186,873	54	6,919,299	48	4,756,527
	Other	0	-	0	-	21	291,772	13	2,605,394
	Instruction	0	-	1	3,063	3	196,710	1	3,063
	Clinical	0	-	0	-	0	-	0	-
	<b>Totals</b>	10	482,100	5	189,936	78	7,407,781	62	7,364,984

## SOCIAL WORK

<b>Proposals</b>		2	470,507	2	199,838	22	4,053,745	23	6,073,143
<b>Awards</b>	Research	0	-	1	40,500	7	238,990	23	1,991,199
	Other	0	-	2	60,000	26	2,223,608	20	454,595
	Instruction	1	99,998	0	-	2	199,996	0	-
	Clinical	0	-	0	-	0	-	0	-
	<b>Totals</b>	1	99,998	3	100,500	35	2,662,594	43	2,445,794

## UNIVERSITY PRESIDENT

<b>Proposals</b>		0	-	0	-	3	444,702	0	-
<b>Awards</b>	Research	0	-	0	-	0	-	0	-
	Other	0	-	0	-	1	30,000	0	-
	Instruction	0	-	0	-	0	-	0	-
	Clinical	0	-	0	-	0	-	0	-
	<b>Totals</b>	0	-	0	-	1	30,000	0	-

	June 2005		June 2004		FISCAL YEAR TO DATE (7/04-6/05)		FISCAL YEAR TO DATE (7/03-6/04)	
	<u>No.</u>	<u>Total Amt.</u>	<u>No.</u>	<u>Total Amt.</u>	<u>No.</u>	<u>Total Amt.</u>	<u>No.</u>	<u>Total Amt.</u>
<b>SR VP FOR ACADEMIC AFFAIRS*</b>								
<i>Proposals</i>	5	1,036,453	1	10,000	40	20,513,659	17	5,076,091

<i>Awards</i>	Research	3	289,853	1	3,000	8	461,153	8	81,112
	Other	5	54,900	0	-	24	9,223,002	10	1,062,413
	Instruction	1	64,410	1	72,000	7	1,100,429	2	221,059
	Clinical	0	-	0	-	0	-	0	-
	<i>Totals</i>	9	409,163	2	75,000	39	10,784,584	20	1,364,584

**VP FOR ADMINISTRATIVE SERVICES\***

<i>Proposals</i>	1	129,407	0	-	5	1,479,688	1	7,330
------------------	---	---------	---	---	---	-----------	---	-------

<i>Awards</i>	Research	0	-	0	-	0	-	0	-
	Other	1	16,806	0	-	5	478,071	1	6,597
	Instruction	0	-	0	-	0	-	0	-
	Clinical	0	-	0	-	0	-	0	-
	<i>Totals</i>	1	16,806	0	-	5	478,071	1	6,597

**SR VP FOR HEALTH SCIENCES\***

<i>Proposals</i>	2	4,868,750	11	6,493,412	102	98,166,229	99	83,246,923
------------------	---	-----------	----	-----------	-----	------------	----	------------

<i>Awards</i>	Research	9	3,890,597	7	853,960	104	26,884,128	95	22,124,528
	Other	0	-	1	145,913	19	1,983,433	23	3,185,898
	Instruction	1	110,000	2	95,202	10	1,064,753	11	1,003,954
	Clinical	5	165,995	1	43,474	23	1,122,058	18	912,494
	<i>Totals</i>	15	4,166,592	11	1,138,549	156	31,054,372	147	27,226,874

**VP FOR RESEARCH\***

<i>Proposals</i>	0	-	2	1,935,157	14	14,662,693	14	6,781,029
------------------	---	---	---	-----------	----	------------	----	-----------

<i>Awards</i>	Research	2	924,868	1	150,000	4	1,045,667	13	1,313,598
	Other	0	-	3	1,915,157	10	1,852,612	16	2,961,777
	Instruction	1	140,130	0	-	1	140,130	0	-
	Clinical	0	-	0	-	0	-	0	-
	<i>Totals</i>	3	1,064,998	4	2,065,157	15	3,038,409	29	4,275,375

**VP FOR STUDENT AFFAIRS & SERVICES\***

<i>Proposals</i>	1	84,113	0	-	7	620,947	3	241,413
------------------	---	--------	---	---	---	---------	---	---------

<i>Awards</i>	Research	0	-	0	-	0	-	5	774,828
	Other	1	42,000	0	-	6	217,590	5	67,327
	Instruction	0	-	0	-	5	853,346	3	207,655
	Clinical	0	-	0	-	0	-	0	-
	<i>Totals</i>	1	42,000	0	-	11	1,070,936	13	1,049,810

**VP FOR TECHNOLOGY VENTURE DEVELOPMENT\***

<i>Proposals</i>	2	935,294	0	-	2	935,294	0	-
------------------	---	---------	---	---	---	---------	---	---

<i>Awards</i>	Research	1	350,000	0	-	1	350,000	0	-
	Other	0	-	0	-	0	-	0	-
	Instruction	0	-	0	-	0	-	0	-
	Clinical	0	-	0	-	0	-	0	-
	<i>Totals</i>	1	350,000	0	-	1	350,000	0	-

		June 2005		June 2004		FISCAL YEAR TO DATE (7/04-6/05)		FISCAL YEAR TO DATE (7/03-6/04)	
		<u>No.</u>	<u>Total Amt.</u>	<u>No.</u>	<u>Total Amt.</u>	<u>No.</u>	<u>Total Amt.</u>	<u>No.</u>	<u>Total Amt.</u>
<b>VP FOR UNIVERSITY RELATIONS*</b>									
<b>Proposals</b>		1	28,925	0	-	12	889,019	15	2,144,386
<b>Awards</b>	Research	0	-	0	-	1	7,350	1	35,133
	Other	0	-	0	-	12	739,992	11	634,394
	Instruction	0	-	0	-	0	-	0	-
	Clinical	0	-	0	-	0	-	0	-
	<b>Totals</b>	0	-	0	-	13	747,342	12	669,527
<hr/>									
<b>Totals, Proposals</b>		153	\$123,997,086	190	\$94,064,923	1,907	\$1,238,980,512	1,893	\$1,015,428,438
<b>Totals, AWARDS</b>		301	\$34,101,870	312	\$34,278,098	2,583	\$297,904,964	2,486	\$289,727,719

\* Amounts for Vice-Presidents' Offices may reflect activity by Institutes, Centers & other discrete organizational entities that report directly to their cognizant Vice Presidents, rather than to a College or Graduate School.