

DATE: August 18, 2003

TO: J. Bernard Machen
 FROM: Raymond F. Gesteland

SUBJECT: 5-Part Monthly Activity Report

Part I of V--RESEARCH ACTIVITY SUMMARY

AMENDED -- PLEASE INSERT PAGE INTO YOUR COPY*

	June 2003		June 2002		FISCAL YEAR TO DATE (7/02-6/03)		FISCAL YEAR TO DATE (7/01-6/02)	
	No.	Total Amt.	No.	Total Amt.	No.	Total Amt.	No.	Total Amt.
PROPOSALS*	120	\$ 49,120,883	155	\$ 89,242,864	1,590	\$ 912,648,234	1,570*	\$834,790,104*
AWARDS								
Research	169	\$18,653,716	124	\$17,978,024	1,573	\$210,141,307	1,621	\$206,448,838
Other	50	2,882,674	40	2,479,441	420	29,331,106	345	23,496,408
Instruction	41	3,968,960	16	1,989,993	154	15,887,599	169	14,865,798
Clinical	15	437,624	14	569,393	142	14,019,790	180	13,485,630
SUBTOTALS	275	25,942,974	194	23,016,851	2,289	269,379,802	2,315	258,296,674
Fellowships & Financial Aids		202,787		526,703		17,344,650		17,065,765
ALL AWARD TOTALS		\$ 26,145,761		\$ 23,543,554		\$ 286,724,452		\$ 275,362,439

* Year-to-date FY 01-02 proposal totals corrected

cc: Coralie Alder
 A. Lorris Betz
 Vincent Bogdanski
 Paul Brinkman
 Jayne Carney
 Arnold B. Combe
 Fred C. Esplin
 Cecelia H. Foxley
 John G. Francis
 Raymond F. Gesteland
 Peter L. Goss
 W. Ralph Hardy
 Jerry Kaplan
 Nancy Lyon
 J. Michael Mattsson
 Barbara K. Nielsen
 David W. Pershing
 Ronald J. Pugmire
 Lee Siegel
 Amy Sikalis
 Laura Snow
 Kimberly Wirthlin

Raymond F. Gesteland
 Vice-President for Research

DATE: July 18, 2003

TO: J. Bernard Machen
 FROM: Raymond F. Gesteland
 SUBJECT: 5-Part Monthly Activity Report

Part I of V--RESEARCH ACTIVITY SUMMARY

	June 2003		June 2002		FISCAL YEAR TO DATE (7/02-6/03)		FISCAL YEAR TO DATE (7/01-6/02)	
	No.	Total Amt.	No.	Total Amt.	No.	Total Amt.	No.	Total Amt.
PROPOSALS*	120	\$ 49,120,883	155	\$ 89,242,864	1,590	\$ 912,648,234	155	\$ 89,242,864
AWARDS								
Research	169	\$18,653,716	124	\$17,978,024	1,573	\$210,141,307	1,621	\$206,448,838
Other	50	2,882,674	40	2,479,441	420	29,331,106	345	23,496,408
Instruction	41	3,968,960	16	1,989,993	154	15,887,599	169	14,865,798
Clinical	15	437,624	14	569,393	142	14,019,790	180	13,485,630
SUBTOTALS	275	25,942,974	194	23,016,851	2,289	269,379,802	2,315	258,296,674
Fellowships & Financial Aids		202,787		526,703		17,344,650		17,065,765
ALL AWARD TOTALS		\$ 26,145,761		\$ 23,543,554		\$ 286,724,452		\$ 275,362,439

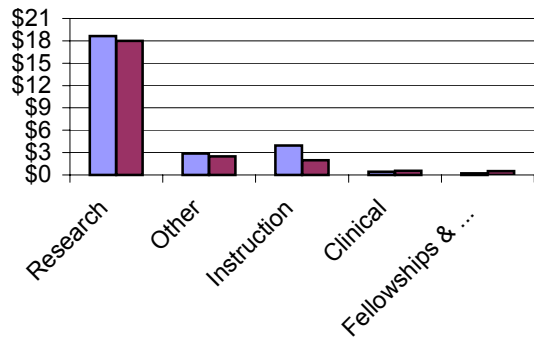
cc: Coralie Alder
 A. Lorris Betz
 Vincent Bogdanski
 Paul Brinkman
 Jayne Carney
 Arnold B. Combe
 Fred C. Esplin
 Cecelia H. Foxley
 John G. Francis
 Raymond F. Gesteland
 Peter L. Goss
 W. Ralph Hardy
 Jerry Kaplan
 Nancy Lyon
 J. Michael Mattsson
 Barbara K. Nielsen
 David W. Pershing
 Ronald J. Pugmire
 Lee Siegel
 Amy Sikalis
 Laura Snow
 Kimberly Wirthlin

Raymond F. Gesteland
 Vice-President for Research

Part I of V Summary of University Research Activity June 2003

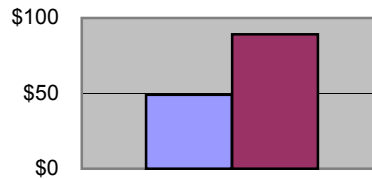
June 2003 vs. June 2002

Awards, In Millions



■ Awards This Month
■ Awards, Same Month Last Year

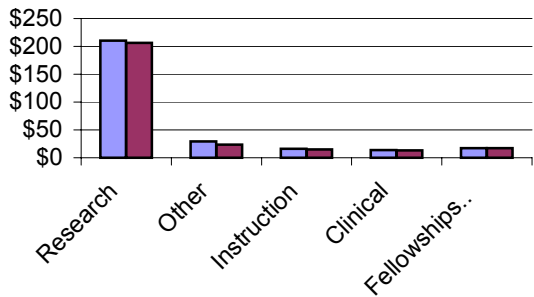
Proposals, In Millions



■ All Proposals, This Month
■ All Proposals, Same Month Last Year

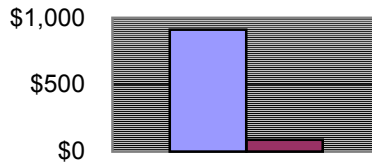
FYTD June 2003 vs. FYTD June 2002

Awards, In Millions



■ Awards, This Fiscal Year To Date
■ Awards, Same Month Last Fiscal Year To Date

Proposals, In Millions



■ All Proposals, This Fiscal Year To Date
■ All Proposals, Last Fiscal Year To Date

VICE-PRESIDENT FOR RESEARCH
June 2003

Part II of V--PROPOSALS AND AWARDS OVER \$2 MILLION

DATE: July 18, 2003

PROPOSALS

<i>Department</i>	<i>Sponsor Name</i>	<i>Proposal Title</i>	<i>Start Date</i>	<i>End Date</i>	<i>Total Amount</i>	
College of Engineering						
Rabbitt, Richard D	Bioengineering	PHS/Public Health Service/ NIBIB/Biomed Imag	Biomechanics Of The Semicircular Canals.	October 1, 2003	September 30, 2008	\$2,470,477
Whitaker, Ross T	School Of Computing	PHS/Public Health Service	Quantitative Diffusion Tensor Imaging In Autism.	April 1, 2004	March 31, 2008	\$2,170,955
College of Health						
Lastayo, Paul C	Physical Therapy, Div Of	PHS/Public Health Service	Increasing Muscle Function In Cardio-Pulmonary Patients.	April 1, 2004	March 31, 2009	\$3,277,802
VP for Research						
Foresti, Stefano	Ctr High Performance Comp	DOD/US Dept Of Defense/ USAF/US Air Force	Intuitive Audio-Visual Representation Of Network Events To Improved Decision Making.	July 1, 2003	December 31, 2005	\$2,241,532

AWARDS

<i>Department</i>	<i>Sponsor Name</i>	<i>Proposal Title</i>	<i>Start Date</i>	<i>End Date</i>	<i>Total Amount</i>
-------------------	---------------------	-----------------------	-------------------	-----------------	---------------------

There were no awards over \$2 million in June, 2003.

VICE-PRESIDENT FOR RESEARCH
June 2003
Part III of V--AWARDS BY SPONSOR

DATE: July 18, 2003

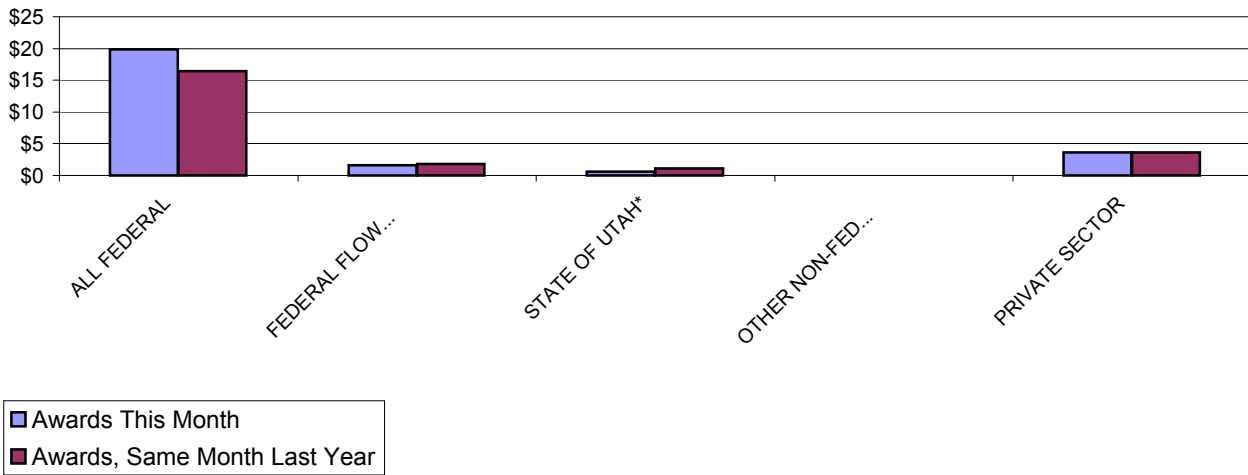
	June 2003		June 2002		FISCAL YEAR TO DATE (7/02-6/03)		FISCAL YEAR TO DATE (7/01-6/02)	
	<u>No.</u>	<u>Total Amt.</u>	<u>No.</u>	<u>Total Amt.</u>	<u>No.</u>	<u>Total Amt.</u>	<u>No.</u>	<u>Total Amt.</u>
ALL FEDERAL	131	\$ 19,826,588	86	\$ 16,446,187	1,075	\$ 185,269,144	1,046	\$ 179,377,155
<i>Misc. Federal Agencies</i>	1	34,908	2	17,336	7	794,034	14	1,640,177
Nat'l Aeronaut/Space Adm	1	75,000	2	173,095	25	1,904,081	29	2,005,597
Nat'l Endowmt/Humanities	0	-	0	-	1	107,331	4	89,993
Nat'l Science Foundation	23	2,428,163	17	2,065,352	165	22,564,528	151	16,967,919
US Dept of Agriculture	1	31,460	0	-	3	172,970	3	363,530
US Dept of Commerce	0	-	2	125,000	9	313,488	9	531,319
US Dept of Defense	1	56,500	1	149,724	49	4,500,428	56	6,079,989
US Dept of Education	2	284,670	1	69,684	15	2,794,671	20	3,045,171
US Dept of Energy	9	1,102,369	2	113,850	95	11,225,771	81	11,870,162
US Dept of the Interior	2	25,372	3	27,500	33	1,520,220	26	1,160,526
US Dept of Transportation	1	50,000	1	30,633	3	164,921	6	246,981
US Environmental Prot Agcy	0	-	0	-	2	100,000	2	10,000
US Health & Human Servs	90	15,738,146	55	13,674,013	668	139,106,701	645	135,365,791
US Veterans Admin	0	-	0	-	0	-	0	-
FEDERAL FLOW-DOWN	54	1,570,469	33	1,817,291	387	22,923,631	358	17,406,522
STATE OF UTAH*	16	644,034	16	1,156,632	134	7,636,743	161	8,273,369
OTHER NON-FED GOVT.	2	247,763	-	-	14	470,299	12	251,912
PRIVATE SECTOR	72	3,654,120	59	3,596,741	679	53,079,985	738	52,987,716
Commercial Sponsors	47	2,345,435	31	1,280,999	407	25,901,449	421	23,902,243
Not-For-Profit Sponsors	25	1,308,685	28	2,315,742	272	27,178,536	317	29,085,473
GRAND TOTALS	275	\$ 25,942,974	194	\$ 23,016,851	2,289	\$ 269,379,802	2,315	\$ 258,296,674

* State of Utah direct and prime flow-down sponsorship

Part III of V Summary of Awards by Sponsor June 2003

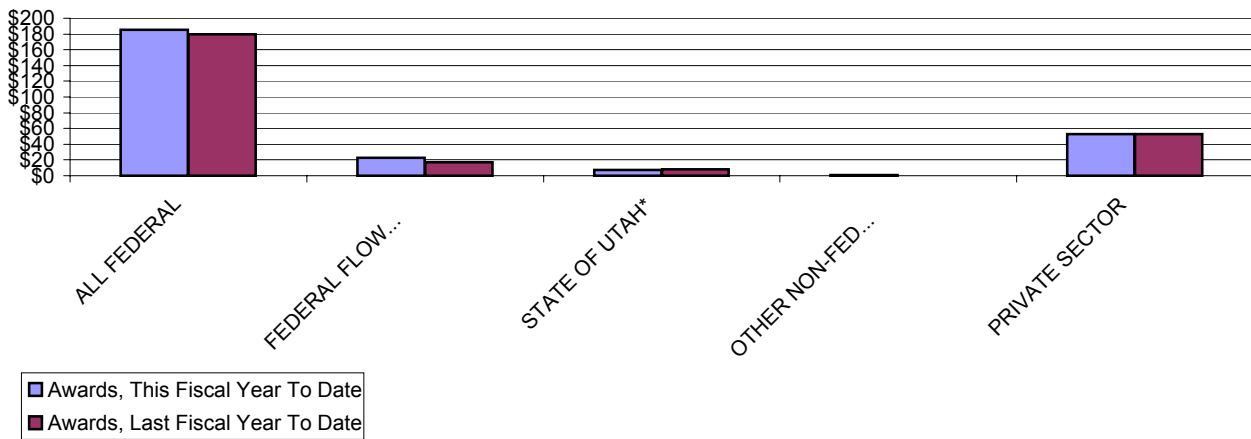
June 2003 vs. June 2002

Awards, In Millions



FYTD June 2003 vs. FYTD June 2002

Awards, In Millions



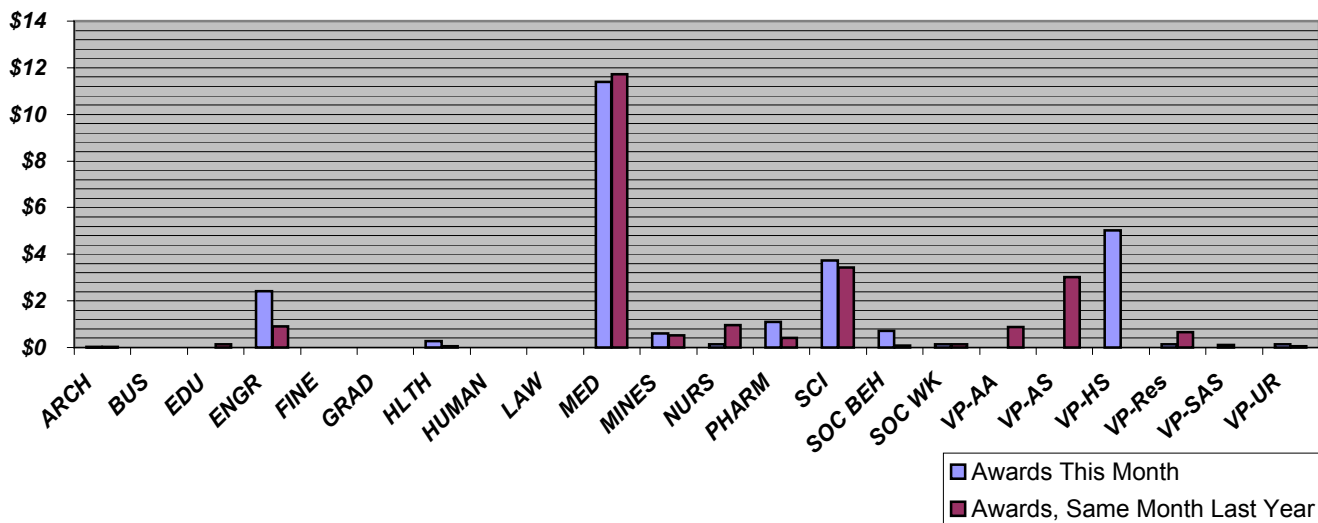
VICE-PRESIDENT FOR RESEARCH
June 2003
Part IV of V--AWARDS BY COLLEGE

DATE: July 18, 2003

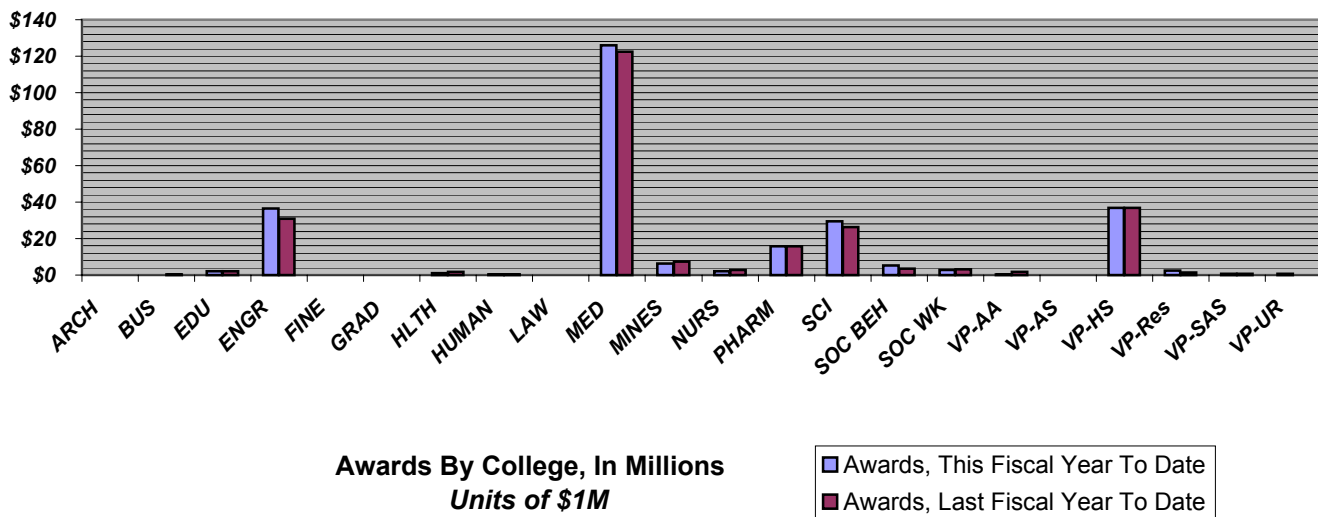
	June 2003		June 2002		FISCAL YEAR TO DATE (7/02-6/03)		FISCAL YEAR TO DATE (7/01-6/02)	
	<u>No.</u>	<u>Total Amt.</u>	<u>No.</u>	<u>Total Amt.</u>	<u>No.</u>	<u>Total Amt.</u>	<u>No.</u>	<u>Total Amt.</u>
ARCHITECTURE	1	15,643	1	19,000	6	113,180	5	97,658
BUSINESS	1	10,000	0	-	6	91,827	1	374,000
EDUCATION	0	-	1	149,724	11	2,002,368	14	2,133,721
ENGINEERING	44	2,407,790	16	918,286	372	36,655,802	390	30,818,970
FINE ARTS	0	-	0	-	4	56,000	2	22,000
GRADUATE SCHOOL	0	-	0	-	2	122,475	1	17,940
HEALTH	3	265,628	2	65,419	29	1,215,202	32	1,731,769
HUMANITIES	0	-	2	6,910	12	519,581	9	391,205
LAW	0	-	0	-	0	-	4	4,000
MEDICINE	118	11,403,527	91	11,733,088	972	125,799,865	952	122,608,841
MINES & EARTH SCIENCES	15	610,283	8	517,500	136	6,167,065	116	7,410,477
NURSING	4	125,648	5	950,216	16	2,232,719	27	2,708,137
PHARMACY	14	1,089,730	6	415,350	120	15,861,813	121	15,939,689
SCIENCE	27	3,733,746	25	3,428,080	250	29,373,818	237	26,224,089
SOCIAL & BEHAVIORAL SCIENCES	3	710,398	4	75,818	46	5,152,247	54	3,661,473
SOCIAL WORK	4	142,198	5	127,207	32	2,757,889	50	3,234,070
VP/ACADEMIC AFFAIRS	2	13,084	3	877,015	15	503,361	21	1,911,890
VP/ADMINISTRATIVE SERVICES	0	-	0	-	0	-	1	37,500
VP/BUDGET & PLANNING	0	-	0	-	0	-	0	-
VP/HEALTH SCIENCES	33	5,022,650	19	3,027,115	212	36,905,292	238	36,732,383
VP/RESEARCH	1	150,000	4	648,036	22	2,596,422	19	1,533,218
VP/STUDENT AFFAIRS & SERVICES	4	110,983	0	-	12	726,099	11	541,557
VP/UNIVERSITY RELATIONS	1	131,666	2	58,087	14	526,777	10	162,087
GRAND TOTALS	275	\$25,942,974	194	\$23,016,851	2,289	\$269,379,802	2,315	\$258,296,674

Part IV of V Summary of Awards by College June 2003

June 2003 vs. June 2002



FYTD June 2003 vs. FYTD June 2002



Awards By College, In Millions
Units of \$1M

■ Awards, This Fiscal Year To Date
■ Awards, Last Fiscal Year To Date

VICE-PRESIDENT FOR RESEARCH
June 2003
Part V of V--GENERAL COLLEGE ACTIVITY

DATE: July 18, 2003

		June 2003		June 2002		FISCAL YEAR TO DATE (7/02-6/03)		FISCAL YEAR TO DATE (7/01-6/02)	
		<u>No.</u>	<u>Total Amt.</u>	<u>No.</u>	<u>Total Amt.</u>	<u>No.</u>	<u>Total Amt.</u>	<u>No.</u>	<u>Total Amt.</u>
ARCHITECTURE									
Proposals		1	36,700	1	15,560	4	85,359	5	43,859
Awards	Research	0	-	0	-	2	52,638	2	69,101
	Other	1	15,643	1	19,000	4	60,542	3	28,557
	Instruction	0	-	0	-	0	-	0	-
	Clinical	0	-	0	-	0	-	0	-
	Totals	1	15,643	1	19,000	6	113,180	5	97,658
BUSINESS									
Proposals		1	10,000	0	-	19	5,690,921	5	567,271
Awards	Research	1	10,000	0	-	3	22,000	1	374,000
	Other	0	-	0	-	3	69,827	0	-
	Instruction	0	-	0	-	0	-	0	-
	Clinical	0	-	0	-	0	-	0	-
	Totals	1	10,000	0	-	6	91,827	1	374,000
EDUCATION									
Proposals		1	381,920	0	-	20	8,081,394	10	3,159,347
Awards	Research	0	-	1	149,724	3	261,731	6	892,306
	Other	0	-	0	-	3	740,559	3	266,920
	Instruction	0	-	0	-	5	1,000,078	5	974,495
	Clinical	0	-	0	-	0	-	0	-
	Totals	0	-	1	149,724	11	2,002,368	14	2,133,721
ENGINEERING									
Proposals		18	9,356,620	21	8,348,380	281	174,553,460	277	123,931,814
Awards	Research	39	2,187,998	16	918,286	329	35,037,040	353	30,342,778
	Other	3	8,546	0	-	28	623,419	29	394,337
	Instruction	2	211,246	0	-	15	995,343	8	81,855
	Clinical	0	-	0	-	0	-	0	-
	Totals	44	2,407,790	16	918,286	372	36,655,802	390	30,818,970
FINE ARTS									
Proposals		0	-	1	20,000	4	242,543	3	112,418
Awards	Research	0	-	0	-	0	-	0	-
	Other	0	-	0	-	2	32,500	1	-
	Instruction	0	-	0	-	2	23,500	1	22,000
	Clinical	0	-	0	-	0	-	0	-
	Totals	0	-	0	-	4	56,000	2	22,000

		June 2003		June 2002		FISCAL YEAR TO DATE (7/02-6/03)		FISCAL YEAR TO DATE (7/01-6/02)	
		<u>No.</u>	<u>Total Amt.</u>	<u>No.</u>	<u>Total Amt.</u>	<u>No.</u>	<u>Total Amt.</u>	<u>No.</u>	<u>Total Amt.</u>
GRADUATE SCHOOL									
<i>Proposals</i>		0	-	0	-	2	122,475	1	1,406,524
<i>Awards</i>	Research	0	-	0	-	2	122,475	0	-
	Other	0	-	0	-	0	-	0	-
	Instruction	0	-	0	-	0	-	1	17,940
	Clinical	0	-	0	-	0	-	0	-
	<i>Totals</i>	0	-	0	-	2	122,475	1	17,940
HEALTH									
<i>Proposals</i>		1	3,277,802	2	118,715	24	13,900,607	32	10,550,697
<i>Awards</i>	Research	0	-	0	-	11	214,908	14	1,102,530
	Other	2	234,872	2	65,419	15	888,091	16	537,110
	Instruction	0	-	0	-	2	81,447	2	92,129
	Clinical	1	30,756	0	-	1	30,756	0	-
	<i>Totals</i>	3	265,628	2	65,419	29	1,215,202	32	1,731,769
HUMANITIES									
<i>Proposals</i>		0	-	1	5,000	16	2,399,569	21	2,135,575
<i>Awards</i>	Research	0	-	2	6,910	3	245,350	4	213,262
	Other	0	-	0	-	4	120,631	2	62,000
	Instruction	0	-	0	-	5	153,600	3	115,943
	Clinical	0	-	0	-	0	-	0	-
	<i>Totals</i>	0	-	2	6,910	12	519,581	9	391,205
LAW									
<i>Proposals</i>		0	-	0	-	0	-	4	175,382
<i>Awards</i>	Research	0	-	0	-	0	-	3	-
	Other	0	-	0	-	0	-	1	4,000
	Instruction	0	-	0	-	0	-	0	-
	Clinical	0	-	0	-	0	-	0	-
	<i>Totals</i>	0	-	0	-	0	-	4	4,000
MEDICINE									
<i>Proposals</i>		44	13,733,854	57	45,086,388	597	342,331,580	564	368,039,001
<i>Awards</i>	Research	50	7,310,016	47	9,060,237	588	92,650,223	570	90,244,818
	Other	26	669,701	18	745,254	172	11,822,196	118	11,923,196
	Instruction	33	3,123,499	12	1,358,204	91	8,892,937	107	7,879,538
	Clinical	9	300,311	14	569,393	121	12,434,509	157	12,561,289
	<i>Totals</i>	118	11,403,527	91	11,733,088	972	125,799,865	952	122,608,841
MINES & EARTH SCIENCES									
<i>Proposals</i>		12	4,254,827	14	2,188,766	121	31,561,446	111	23,670,968
<i>Awards</i>	Research	13	600,083	8	517,500	100	4,522,348	91	6,265,656
	Other	2	10,200	0	-	36	1,644,717	24	1,122,821
	Instruction	0	-	0	-	0	-	1	22,000
	Clinical	0	-	0	-	0	-	0	-
	<i>Totals</i>	15	610,283	8	517,500	136	6,167,065	116	7,410,477

	June 2003		June 2002		FISCAL YEAR TO DATE (7/02-6/03)		FISCAL YEAR TO DATE (7/01-6/02)	
	<u>No.</u>	<u>Total Amt.</u>	<u>No.</u>	<u>Total Amt.</u>	<u>No.</u>	<u>Total Amt.</u>	<u>No.</u>	<u>Total Amt.</u>
NURSING								
<i>Proposals</i>	4	1,646,384	3	866,945	26	16,728,624	23	12,036,215

<i>Awards</i>	Research	3	56,204	2	569,467	13	1,634,142	18	1,742,553
	Other	0	-	2	84,160	1	433,360	2	84,160
	Instruction	1	69,444	1	296,589	2	165,217	7	881,424
	Clinical	0	-	0	-	0	-	0	-
	<i>Totals</i>	4	125,648	5	950,216	16	2,232,719	27	2,708,137

PHARMACY

<i>Proposals</i>	6	468,501	7	4,701,887	7	48,517,593	99	40,191,076
------------------	---	---------	---	-----------	---	------------	----	------------

<i>Awards</i>	Research	7	589,254	3	120,475	82	13,418,987	86	13,628,119
	Other	6	472,782	3	294,875	24	1,836,689	25	1,844,408
	Instruction	1	27,694	0	-	11	509,731	3	279,247
	Clinical	0	-	0	-	3	96,406	7	187,915
	<i>Totals</i>	14	1,089,730	6	415,350	120	15,861,813	121	15,939,689

SCIENCE

<i>Proposals</i>	12	8,990,736	24	19,259,435	186	129,623,274	195	133,009,052
------------------	----	-----------	----	------------	-----	-------------	-----	-------------

<i>Awards</i>	Research	24	3,275,761	23	3,036,069	235	27,708,006	214	23,200,156
	Other	0	-	1	131,495	7	321,618	10	654,413
	Instruction	3	457,985	1	260,516	8	1,344,194	10	2,329,270
	Clinical	0	-	0	-	0	-	3	40,250
	<i>Totals</i>	27	3,733,746	25	3,428,080	250	29,373,818	237	26,224,089

SOCIAL & BEHAVIORAL SCIENCES

<i>Proposals</i>	7	2,361,857	5	2,630,592	47	19,569,473	55	16,686,955
------------------	---	-----------	---	-----------	----	------------	----	------------

<i>Awards</i>	Research	2	685,398	1	30,100	30	3,299,933	36	2,677,245
	Other	0	-	3	45,718	13	258,545	14	163,563
	Instruction	0	-	0	-	2	1,568,769	4	820,665
	Clinical	1	25,000	0	-	1	25,000	0	-
	<i>Totals</i>	3	710,398	4	75,818	46	5,152,247	54	3,661,473

SOCIAL WORK

<i>Proposals</i>	1	43,000	2	1,194,898	24	4,326,792	22	8,122,221
------------------	---	--------	---	-----------	----	-----------	----	-----------

<i>Awards</i>	Research	1	17,890	2	-	6	267,852	8	242,658
	Other	3	124,308	3	127,207	26	2,490,037	40	2,842,043
	Instruction	0	-	0	-	0	-	2	149,369
	Clinical	0	-	0	-	0	-	0	-
	<i>Totals</i>	4	142,198	5	127,207	32	2,757,889	50	3,234,070

VP FOR ACADEMIC AFFAIRS*

<i>Proposals</i>	5	61,924	1	257,123	22	2,686,973	18	6,552,741
------------------	---	--------	---	---------	----	-----------	----	-----------

<i>Awards</i>	Research	1	9,729	1	794,995	4	198,912	4	833,652
	Other	1	3,355	1	12,336	11	304,449	16	1,008,554
	Instruction	0	-	1	69,684	0	-	1	69,684
	Clinical	0	-	0	-	0	-	0	-
	<i>Totals</i>	2	13,084	3	877,015	15	503,361	21	1,911,890

	June 2003		June 2002		FISCAL YEAR TO DATE (7/02-6/03)		FISCAL YEAR TO DATE (7/01-6/02)	
	<u>No.</u>	<u>Total Amt.</u>	<u>No.</u>	<u>Total Amt.</u>	<u>No.</u>	<u>Total Amt.</u>	<u>No.</u>	<u>Total Amt.</u>
VP FOR ADMINISTRATIVE SERVICES*								
<i>Proposals</i>	0	-	0	-	0	-	1	37,500

<i>Awards</i>	Research	0	-	0	-	0	-	0	-
	Other	0	-	0	-	0	-	1	37,500
	Instruction	0	-	0	-	0	-	0	-
	Clinical	0	-	0	-	0	-	0	-
	<i>Totals</i>	0	-	0	-	0	-	1	37,500

VP FOR BUDGET & PLANNING*

<i>Proposals</i>	0	-	0	-	1	1,876,906	0	-
------------------	---	---	---	---	---	-----------	---	---

<i>Awards</i>	Research	0	-	0	-	0	-	0	-
	Other	0	-	0	-	0	-	0	-
	Instruction	0	-	0	-	0	-	0	-
	Clinical	0	-	0	-	0	-	0	-
	<i>Totals</i>	0	-	0	-	0	-	0	-

VP FOR HEALTH SCIENCES*

<i>Proposals</i>	2	1,858,784	12	3,435,874	82	95,516,481	95	75,873,358
------------------	---	-----------	----	-----------	----	------------	----	------------

<i>Awards</i>	Research	26	3,661,843	14	2,389,149	151	28,394,778	200	34,025,531
	Other	2	1,200,158	4	632,966	37	6,423,977	19	1,316,849
	Instruction	1	79,092	1	5,000	8	653,418	6	693,827
	Clinical	4	81,557	0	-	16	1,433,119	13	696,176
	<i>Totals</i>	33	5,022,650	19	3,027,115	212	36,905,292	238	36,732,383

VP FOR RESEARCH*

<i>Proposals</i>	3	2,611,503	3	1,079,571	12	11,228,053	14	7,497,937
------------------	---	-----------	---	-----------	----	------------	----	-----------

<i>Awards</i>	Research	1	150,000	3	332,525	4	1,801,083	7	441,635
	Other	0	-	1	315,511	18	795,339	12	1,091,583
	Instruction	0	-	0	-	0	-	0	-
	Clinical	0	-	0	-	0	-	0	-
	<i>Totals</i>	1	150,000	4	648,036	22	2,596,422	19	1,533,218

VP FOR STUDENT AFFAIRS & SERVICES*

<i>Proposals</i>	2	26,471	0	-	4	2,567,696	1	25,500
------------------	---	--------	---	---	---	-----------	---	--------

<i>Awards</i>	Research	1	99,540	0	-	2	174,791	1	75,251
	Other	3	11,443	0	-	7	51,943	4	39,894
	Instruction	0	-	0	-	3	499,365	6	426,412
	Clinical	0	-	0	-	0	-	0	-
	<i>Totals</i>	4	110,983	0	-	12	726,099	11	541,557

VP FOR UNIVERSITY RELATIONS*

<i>Proposals</i>	0	-	1	33,730	11	1,037,015	14	964,693
------------------	---	---	---	--------	----	-----------	----	---------

<i>Awards</i>	Research	0	-	1	52,587	5	114,110	3	77,587
	Other	1	131,666	1	5,500	9	412,667	5	74,500
	Instruction	0	-	0	-	0	-	2	10,000
	Clinical	0	-	0	-	0	-	0	-
	<i>Totals</i>	1	131,666	2	58,087	14	526,777	10	162,087

	June 2003		June 2002		FISCAL YEAR TO DATE (7/02-6/03)		FISCAL YEAR TO DATE (7/01-6/02)	
	<u>No.</u>	<u>Total Amt.</u>	<u>No.</u>	<u>Total Amt.</u>	<u>No.</u>	<u>Total Amt.</u>	<u>No.</u>	<u>Total Amt.</u>
Totals, Proposals	120	\$49,120,883	155	\$89,242,864	1,510	\$912,648,234	1,570	\$834,790,104
Totals, AWARDS	275	\$25,942,974	194	\$23,016,851	2,289	\$269,379,802	2,315	\$258,296,674

** Amounts for Vice-Presidents' Offices may reflect activity by Institutes, Centers & other discrete organizational entities that report directly to their cognizant Vice Presidents, rather than to a College or Graduate School.*