



OFFICE OF SPONSORED PROJECTS

DATE: July 12, 2001

TO: J. Bernard Machen  
FROM: Raymond F. Gesteland

SUBJECT: 5-Part Monthly Activity Report

Part I of IV--RESEARCH ACTIVITY SUMMARY

	June 2001		June 2000		FISCAL YEAR TO DATE (7/00-6/01)		FISCAL YEAR TO DATE (7/99-6/00)	
	<i>No.</i>	<i>Total Amt.</i>	<i>No.</i>	<i>Total Amt.</i>	<i>No.</i>	<i>Total Amt.</i>	<i>No.</i>	<i>Total Amt.</i>
<b>PROPOSALS*</b>	148	\$ 81,540,469	146	\$ 63,767,797	1,493	\$ 786,896,054	1,531	\$ 723,678,688
<b>AWARDS</b>								
Research	169	\$23,805,022	165	\$11,500,876	1,678	\$199,884,882	1,546	\$180,508,371
Other	38	1,738,453	56	3,805,427	344	15,370,746	329	19,642,500
Instruction	21	2,228,666	27	3,429,005	137	12,169,080	159	13,453,346
Clinical	17	1,596,869	24	1,346,784	212	14,913,616	183	11,937,433
<b>SUBTOTALS</b>	<b>245</b>	<b>29,369,010</b>	<b>272</b>	<b>20,082,092</b>	<b>2,371</b>	<b>242,338,324</b>	<b>2,217</b>	<b>225,541,650</b>
<b>Fellowships &amp; Financial Aids</b>		1,524,703		6,894,320		13,051,361		11,770,509
<b>ALL AWARD TOTALS</b>		<b>\$ 30,893,713</b>		<b>\$ 26,976,412</b>		<b>\$ 255,389,685</b>		<b>\$ 237,312,159</b>

Raymond F. Gesteland  
Vice-President for Research

- cc: Coralie Alder
- Michael T. Benson
- A. Lorris Betz
- Paul Brinkman
- Lynne U. Chronister
- Arnold B. Combe
- Fred C. Esplin
- Cecelia H. Foxley
- John G. Francis
- Raymond F. Gesteland
- Peter L. Goss
- W. Ralph Hardy
- Jerry Kaplan
- Nancy Lyon
- J. Michael Mattsson
- Barbara K. Nielsen
- David W. Pershing
- Ronald J. Pugmire
- Lee Siegel

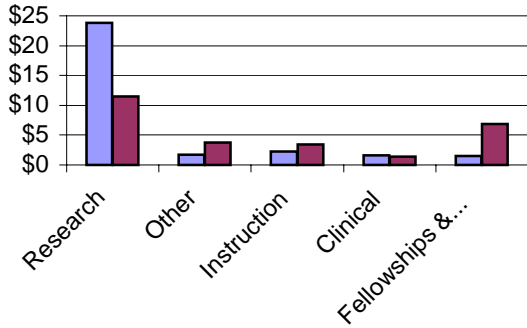
OFFICE OF THE VICE PRESIDENT FOR RESEARCH  
201 S PRESIDENTS CIRCLE RM 210  
SALT LAKE CITY, UTAH 84112-9011

(801) 581-7236  
FAX (801) 585-6212

# Part I of V Summary of University Research Activity June 2001

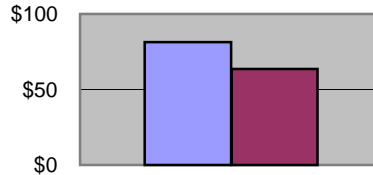
## June 2001 vs. June 2000

**Awards, In Millions**



■ Awards This Month  
■ Awards, Same Month Last Year

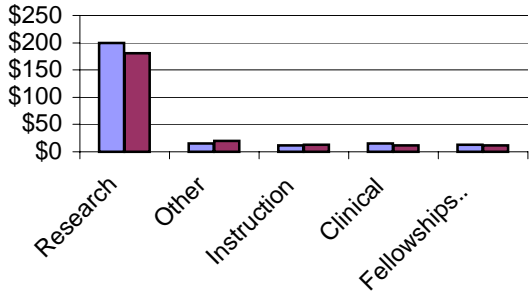
**Proposals, In Millions**



■ All Proposals, This Month  
■ All Proposals, Same Month Last Year

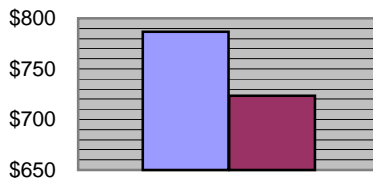
## FYTD June 2001 vs. FYTD June 2000

**Awards, In Millions**



■ Awards, This Fiscal Year To Date  
■ Awards, Same Month Last Fiscal Year To Date

**Proposals, In Millions**



■ All Proposals, This Fiscal Year To Date  
■ All Proposals, Last Fiscal Year To Date

# VICE-PRESIDENT FOR RESEARCH

June 2001

## Part II of V--PROPOSALS AND AWARDS OVER \$2 MILLION

DATE: July 12, 2001

### PROPOSALS

	<i>Department</i>	<i>Sponsor Name</i>	<i>Proposal Title</i>	<i>Start Date</i>	<i>End Date</i>	<i>Total Amount</i>
<b>Medicine</b>						
Slattery,Martha L	Family & Preventive Med	PHS/Public Health Service	Diet And Somatic Mutations In Colon Cancer.	5/1/02	4/30/07	\$4,601,592
Anderson,Jeffrey L	Internal Medicine	Foundation Leducq/France	Identifying And Validating Common Gene Variants Contribution To Risk Of Premature Coronary Artery Disease.	1/1/01	1/5/01	\$2,914,450
Kanner,Richard E	Internal Medicine	Schering-Plough Res Inst	Efficacy...Mometasone Furoate Dry Powder Inhaler In The Treatment Of Patients With Chronic Obstructive Pulmonary Disease.	6/1/01	12/31/02	\$8,511,624
Neuhausen,Susan L	Medical Informatics	PHS/Prime Flow Thru	Identification Of Predisposition Loci For Osteoporosis.	4/1/02	3/31/07	\$2,078,020
Hill,Harry R	Pediatrics	PHS Public Health Service/Natl Inst Allergy/Infect	Group A Strptococcus Study Support.	9/30/01	9/29/08	\$4,468,429
Gray,Steven D	Surgery	PHS/Public Health Service/Natl Inst/Deaf Oth Comm D	Gene Expression Of Vocal Fold Disorders.	4/1/02	3/31/07	\$3,520,407
<b>Pharmacy</b>						
Prestwich,Glenn D	Medicinal Chemistry	DOD/US Dept Of Defense/US Army Med Res/Mater Com	Interating Molecular Diagnostics And Treatment In Breast Cancer.	12/1/01	12/1/05	\$2,985,130
<b>VP/Hlth Science</b>						
Burt,Randall W	Huntsman Cancer Institute	PHS/Public Health Service	High Risk Familial Colon Cancer - Genetics & Phenotype.	4/1/02	3/31/07	\$2,351,610

### AWARDS

	<i>Department</i>	<i>Sponsor Name</i>	<i>Proposal Title</i>	<i>Start Date</i>	<i>End Date</i>	<i>Total Amount</i>
<b>Engineering</b>						
Riesenfeld,Richard F PID#8908006	School Of Computing	NSF/Natl Science Fndn	Center For Computer Graphics & Scientific Visualization Research.	2/1/91	1/31/02	\$3,494,631

**VICE-PRESIDENT FOR RESEARCH**  
*June 2001*  
**Part III of IV--AWARDS BY SPONSOR**

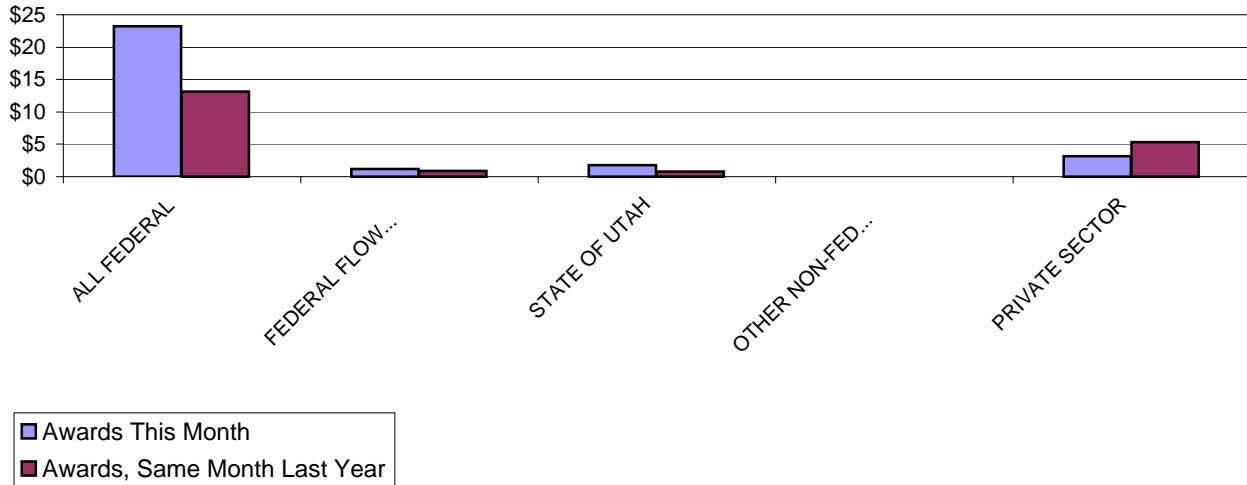
DATE: July 12, 2001

	June 2001		June 2000		FISCAL YEAR TO DATE (7/00-6/01)		FISCAL YEAR TO DATE (7/99-6/00)	
	<u>No.</u>	<u>Total Amt.</u>	<u>No.</u>	<u>Total Amt.</u>	<u>No.</u>	<u>Total Amt.</u>	<u>No.</u>	<u>Total Amt.</u>
<b>ALL FEDERAL</b>	<b>118</b>	<b>\$ 23,213,754</b>	<b>118</b>	<b>\$ 13,124,898</b>	<b>1,052</b>	<b>\$ 162,274,600</b>	<b>951</b>	<b>\$ 143,202,729</b>
<i>Misc. Federal Agencies</i>	1	190,704	1	220,512	11	983,530	14	1,316,038
Nat'l Aeronaut/Space Adm	1	90,000	3	89,923	33	2,294,728	28	1,850,148
Nat'l Endowmt/Humanitie:	0	-	0	-	2	20,000	2	58,000
Nat'l Science Foundation	17	4,704,775	11	892,086	148	19,101,136	134	17,186,443
US Dept of Agriculture	0	-	1	2,400	6	71,380	10	678,027
US Dept of Commerce	3	194,807	1	75,000	12	1,597,237	14	922,295
US Dept of Defense	7	650,280	3	143,143	67	9,102,823	58	7,148,625
US Dept of Education	3	241,782	2	427,499	14	1,611,985	16	2,696,058
US Dept of Energy	9	632,432	4	382,278	99	12,598,516	111	12,340,354
US Dept of the Interior	0	-	3	71,940	27	1,164,127	21	933,049
US Dept of Transportation	1	26,175	0	-	5	357,436	4	303,790
US Environmental Prot Agc	0	-	0	-	5	258,991	1	89,618
US Health & Human Servs	76	16,482,799	88	10,806,923	623	113,112,711	537	97,667,090
US Veterans Admin	0	-	1	13,194	0	-	1	13,194
<b>FEDERAL FLOW-DOWN</b>	<b>31</b>	<b>1,229,516</b>	<b>35</b>	<b>857,104</b>	<b>306</b>	<b>15,652,656</b>	<b>248</b>	<b>12,740,670</b>
<b>STATE OF UTAH</b>	<b>22</b>	<b>1,737,276</b>	<b>24</b>	<b>747,636</b>	<b>140</b>	<b>6,438,764</b>	<b>149</b>	<b>6,066,632</b>
<b>OTHER NON-FED GOVT.</b>	<b>4</b>	<b>51,147</b>	<b>1</b>	<b>12,002</b>	<b>18</b>	<b>764,783</b>	<b>26</b>	<b>2,690,475</b>
<b>PRIVATE SECTOR</b>	<b>70</b>	<b>3,137,317</b>	<b>94</b>	<b>5,340,452</b>	<b>855</b>	<b>57,207,521</b>	<b>843</b>	<b>60,841,144</b>
Commercial Sponsors	42	1,535,955	56	3,395,788	457	26,604,519	441	24,408,370
Not-For-Profit Sponsors	28	1,601,362	38	1,944,664	398	30,603,002	402	36,432,774
<b>GRAND TOTALS</b>	<b>245</b>	<b>\$ 29,369,010</b>	<b>272</b>	<b>\$ 20,082,092</b>	<b>2,371</b>	<b>\$ 242,338,324</b>	<b>2,217</b>	<b>\$ 225,541,650</b>

## Part III of V Summary of Awards by Sponsor June 2001

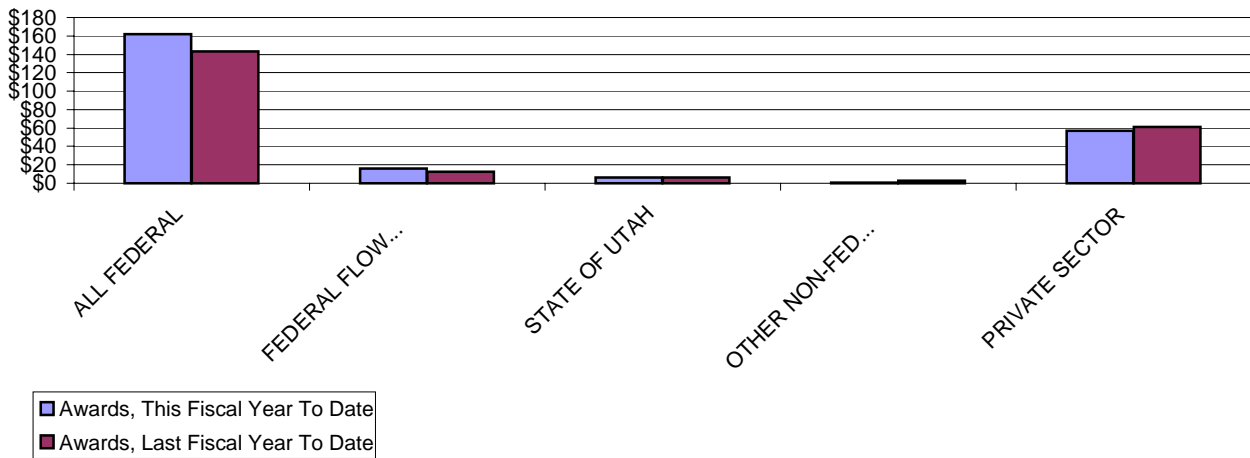
June 2001 vs. June 2000

**Awards, In Millions**



FYTD June 2001 vs. FYTD June 2000

**Awards, In Millions**



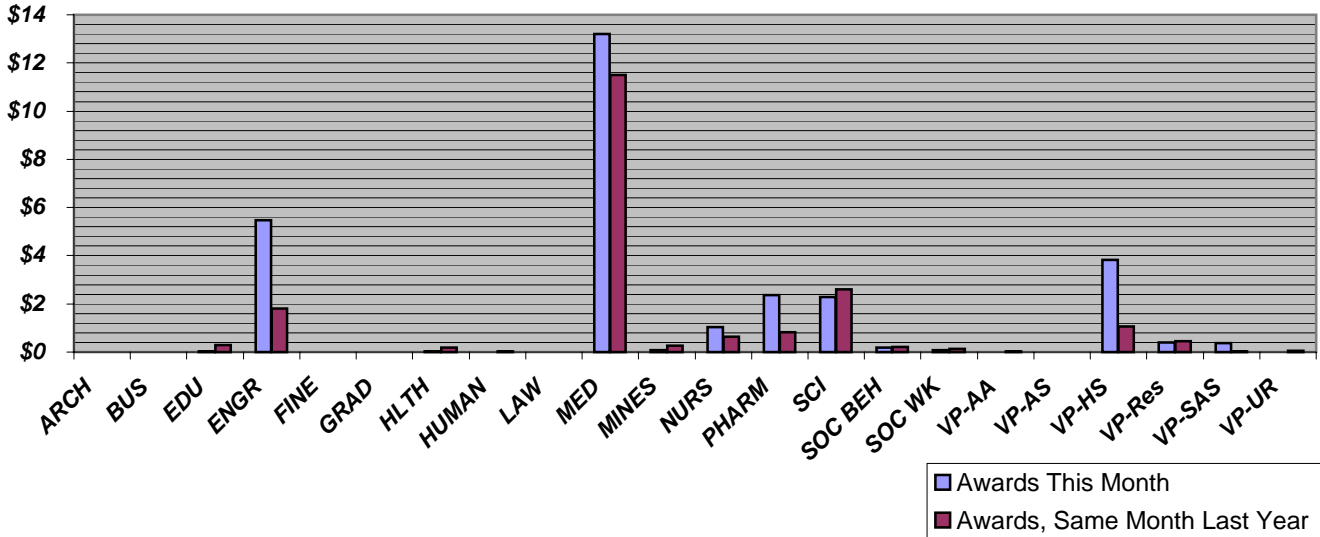
**VICE-PRESIDENT FOR RESEARCH**  
**June 2001**  
**Part IV of V--AWARDS BY COLLEGE**

DATE: July 12, 2001

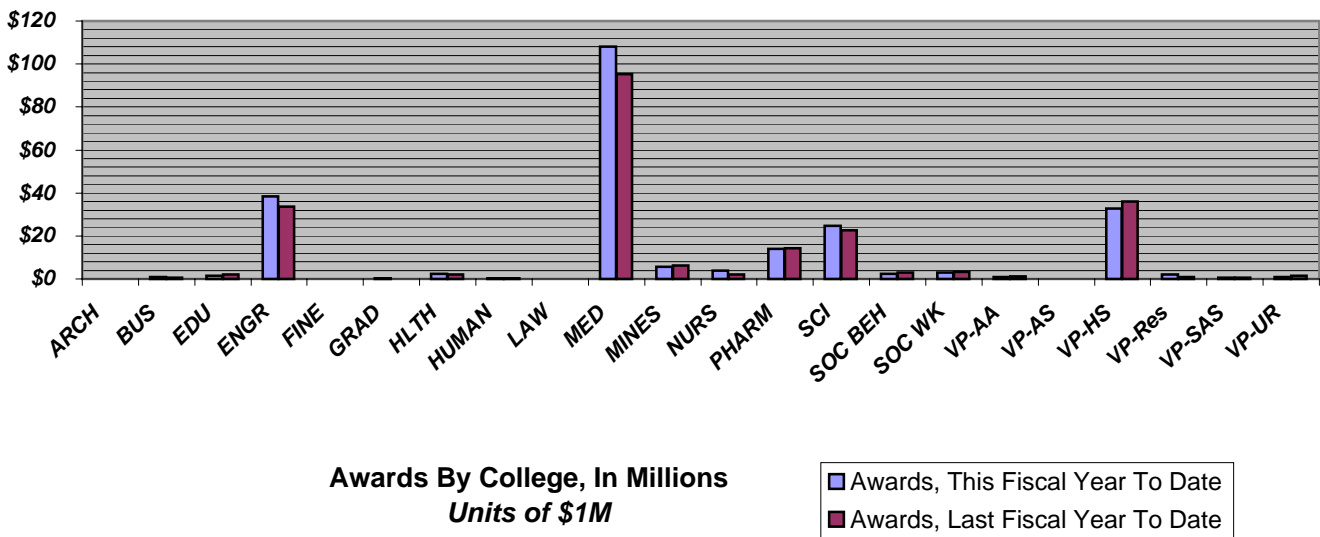
	June 2001		June 2000		FISCAL YEAR TO DATE (7/00-6/01)		FISCAL YEAR TO DATE (7/99-6/00)	
	<u>No.</u>	<u>Total Amt.</u>	<u>No.</u>	<u>Total Amt.</u>	<u>No.</u>	<u>Total Amt.</u>	<u>No.</u>	<u>Total Amt.</u>
<b>ARCHITECTURE</b>	0	-	0	-	5	78,510	1	1,020
<b>BUSINESS</b>	0	-	2	-	6	838,406	14	582,291
<b>EDUCATION</b>	3	33,500	1	299,999	19	1,499,450	20	2,108,489
<b>ENGINEERING</b>	43	5,471,162	33	1,811,314	387	38,388,267	353	33,568,889
<b>FINE ARTS</b>	0	-	0	-	2	11,000	2	9,500
<b>GRADUATE SCHOOL</b>	1	8,000	1	3,000	4	414,200	1	3,000
<b>HEALTH</b>	3	21,317	4	174,515	35	2,267,213	35	2,226,582
<b>HUMANITIES</b>	1	5,000	2	14,000	9	197,311	9	264,960
<b>LAW</b>	0	-	0	-	1	21,062	1	22,000
<b>MEDICINE</b>	110	13,195,655	123	11,496,276	996	108,059,468	878	95,152,253
<b>MINES &amp; EARTH SCIENCES</b>	7	90,000	12	255,324	101	5,725,939	115	6,163,652
<b>NURSING</b>	2	1,025,064	7	648,347	19	3,978,406	24	2,187,179
<b>PHARMACY</b>	13	2,372,787	12	820,959	117	13,877,188	111	14,156,728
<b>SCIENCE</b>	26	2,277,251	31	2,603,197	246	24,700,178	224	22,625,235
<b>SOCIAL &amp; BEHAVIORAL SCIENCES</b>	5	179,363	8	207,590	59	2,297,175	60	2,949,995
<b>SOCIAL WORK</b>	4	80,629	4	134,894	29	2,842,668	32	3,152,917
<b>VP/ACADEMIC AFFAIRS</b>	1	5,500	4	30,925	26	930,745	24	1,049,239
<b>VP/ADMINISTRATIVE SERVICES</b>	0	-	0	-	1	5,700	0	-
<b>VP/HEALTH SCIENCES</b>	19	3,829,285	21	1,066,740	251	32,636,722	264	36,177,027
<b>VP/RESEARCH</b>	5	402,890	5	443,012	36	1,988,912	29	1,020,962
<b>VP/STUDENT AFFAIRS &amp; SERVICES</b>	1	368,657	1	19,000	10	678,621	12	675,409
<b>VP/UNIVERSITY RELATIONS</b>	1	2,950	1	53,000	12	901,183	8	1,444,323
<b>GRAND TOTALS</b>	<b>245</b>	<b>\$29,369,010</b>	<b>272</b>	<b>\$20,082,092</b>	<b>2,371</b>	<b>\$242,338,324</b>	<b>2,217</b>	<b>\$225,541,650</b>

## Part IV of V Summary of Awards by College June 2001

### June 2001 vs. June 2000



### FYTD June 2001 vs. FYTD June 2000



**Awards By College, In Millions  
Units of \$1M**

■ Awards, This Fiscal Year To Date  
■ Awards, Last Fiscal Year To Date

**VICE-PRESIDENT FOR RESEARCH**  
**June 2001**  
**Part IV of IV--GENERAL COLLEGE ACTIVITY**

DATE: July 12, 2001

		June 2001		June 2000		FISCAL YEAR TO DATE (7/00-6/01)		FISCAL YEAR TO DATE (7/99-6/00)	
		<u>No.</u>	<u>Total Amt.</u>	<u>No.</u>	<u>Total Amt.</u>	<u>No.</u>	<u>Total Amt.</u>	<u>No.</u>	<u>Total Amt.</u>
<b>ARCHITECTURE</b>									
<b>Proposals</b>		0	-	0	-	4	13,700	2	29,754
<b>Awards</b>	Research	0	-	0	-	1	64,510	1	1,020
	Other	0	-	0	-	3	12,200	0	-
	Instruction	0	-	0	-	1	1,800	0	-
	Clinical	0	-	0	-	0	-	0	-
	<b>Totals</b>	0	-	0	-	5	78,510	1	1,020
<b>BUSINESS</b>									
<b>Proposals</b>		0	-	0	-	0	-	4	527,353
<b>Awards</b>	Research	0	-	0	-	5	843,286	4	482,291
	Other	0	-	0	-	0	-	0	-
	Instruction	0	-	2	-	1	(4,880)	10	100,000
	Clinical	0	-	0	-	0	-	0	-
	<b>Totals</b>	0	-	2	-	6	838,406	14	582,291
<b>EDUCATION</b>									
<b>Proposals</b>		2	840,048	4	453,749	23	8,617,939	25	7,490,358
<b>Awards</b>	Research	1	15,500	0	-	4	544,285	7	351,754
	Other	1	18,000	0	-	7	250,710	4	398,250
	Instruction	1	-	1	299,999	8	704,455	9	1,358,485
	Clinical	0	-	0	-	0	-	0	-
	<b>Totals</b>	3	33,500	1	299,999	19	1,499,450	20	2,108,489
<b>ENGINEERING</b>									
<b>Proposals</b>		18	2,936,007	33	10,113,820	286	139,728,461	305	127,220,279
<b>Awards</b>	Research	39	5,210,644	26	983,884	345	37,089,909	315	32,091,569
	Other	2	115,518	6	327,450	28	631,341	28	730,912
	Instruction	2	145,000	1	499,980	14	667,017	10	746,408
	Clinical	0	-	0	-	0	-	0	-
	<b>Totals</b>	43	5,471,162	33	1,811,314	387	38,388,267	353	33,568,889
<b>FINE ARTS</b>									
<b>Proposals</b>		0	-	0	-	1	3,000	2	810,576
<b>Awards</b>	Research	0	-	0	-	0	-	0	-
	Other	0	-	0	-	2	11,000	2	9,500
	Instruction	0	-	0	-	0	-	0	-
	Clinical	0	-	0	-	0	-	0	-
	<b>Totals</b>	0	-	0	-	2	11,000	2	9,500



		June 2001		June 2000		FISCAL YEAR TO DATE (7/00-6/01)		FISCAL YEAR TO DATE (7/99-6/00)	
		<u>No.</u>	<u>Total Amt.</u>	<u>No.</u>	<u>Total Amt.</u>	<u>No.</u>	<u>Total Amt.</u>	<u>No.</u>	<u>Total Amt.</u>
<b>GRADUATE SCHOOL</b>									
<b>Proposals</b>		0	-	0	-	2	431,696	1	30,864
<b>Awards</b>	Research	0	-	0	-	1	400,200	0	-
	Other	0	-	0	-	0	-	0	-
	Instruction	1	8,000	1	3,000	3	14,000	1	3,000
	Clinical	0	-	0	-	0	-	0	-
	<b>Totals</b>	1	8,000	1	3,000	4	414,200	1	3,000

## HEALTH

<b>Proposals</b>		1	84,460	1	40,000	20	5,944,381	20	1,798,175
<b>Awards</b>	Research	1	6,387	0	-	10	1,798,405	9	718,824
	Other	1	9,430	3	164,515	23	409,053	18	1,282,171
	Instruction	1	5,500	0	-	2	59,755	3	173,476
	Clinical	0	-	1	10,000	0	-	5	52,111
	<b>Totals</b>	3	21,317	4	174,515	35	2,267,213	35	2,226,582

## HUMANITIES

<b>Proposals</b>		2	2,690	0	-	15	362,068	10	1,613,639
<b>Awards</b>	Research	1	5,000	0	-	3	175,011	2	53,000
	Other	0	-	1	4,000	3	8,000	4	9,000
	Instruction	0	-	1	10,000	3	14,300	3	202,960
	Clinical	0	-	0	-	0	-	0	-
	<b>Totals</b>	1	5,000	2	14,000	9	197,311	9	264,960

## LAW

<b>Proposals</b>		0	-	0	-	0	-	0	-
<b>Awards</b>	Research	0	-	0	-	0	-	0	-
	Other	0	-	0	-	1	21,062	1	22,000
	Instruction	0	-	0	-	0	-	0	-
	Clinical	0	-	0	-	0	-	0	-
	<b>Totals</b>	0	-	0	-	1	21,062	1	22,000

## MEDICINE

<b>Proposals</b>		68	52,176,545	51	25,535,807	595	341,704,051	614	329,786,302
<b>Awards</b>	Research	72	10,541,694	64	6,141,599	642	85,733,269	525	68,909,683
	Other	12	541,404	26	2,320,437	109	4,912,228	128	9,191,692
	Instruction	11	1,401,294	11	1,750,056	65	6,224,207	67	6,335,687
	Clinical	15	711,263	22	1,284,184	180	11,189,764	158	10,715,191
	<b>Totals</b>	110	13,195,655	123	11,496,276	996	108,059,468	878	95,152,253

## MINES & EARTH SCIENCES

<b>Proposals</b>		12	3,636,935	8	2,639,656	102	29,624,130	110	32,626,864
<b>Awards</b>	Research	3	40,000	8	209,506	72	4,227,806	89	5,260,194
	Other	4	50,000	4	45,818	26	1,343,142	22	798,776
	Instruction	0	-	0	-	3	154,991	4	104,682
	Clinical	0	-	0	-	0	-	0	-
	<b>Totals</b>	7	90,000	12	255,324	101	5,725,939	115	6,163,652

		June 2001		June 2000		FISCAL YEAR TO DATE (7/00-6/01)		FISCAL YEAR TO DATE (7/99-6/00)	
		<u>No.</u>	<u>Total Amt.</u>	<u>No.</u>	<u>Total Amt.</u>	<u>No.</u>	<u>Total Amt.</u>	<u>No.</u>	<u>Total Amt.</u>
<b>NURSING</b>									
<b>Proposals</b>		2	607,702	2	914,448	8	3,452,985	22	10,811,417
<b>Awards</b>	Research	1	446,544	3	171,470	13	2,445,673	11	862,203
	Other	1	578,520	1	96,928	2	1,007,062	6	718,683
	Instruction	0	-	3	379,949	4	525,671	7	606,293
	Clinical	0	-	0	-	0	-	0	-
	<b>Totals</b>	2	1,025,064	7	648,347	19	3,978,406	24	2,187,179

<b>PHARMACY</b>									
<b>Proposals</b>		9	6,622,546	12	7,155,163	72	37,315,153	65	50,294,598
<b>Awards</b>	Research	8	2,143,159	9	693,363	79	10,844,811	77	12,315,157
	Other	4	206,375	1	11,941	25	2,151,186	24	1,484,269
	Instruction	1	23,253	2	115,655	3	318,534	5	122,849
	Clinical	0	0	0	-	10	562,657	5	234,453
	<b>Totals</b>	13	2,372,787	12	820,959	117	13,877,188	111	14,156,728

<b>SCIENCE</b>									
<b>Proposals</b>		10	2,565,098	15	8,666,192	169	123,394,614	174	73,705,554
<b>Awards</b>	Research	21	2,119,515	26	1,746,331	222	23,667,247	204	20,704,924
	Other	2	(119,226)	2	527,500	9	138,686	6	1,256,512
	Instruction	3	276,962	3	329,366	15	894,245	14	663,799
	Clinical	0	-	0	-	0	-	0	-
	<b>Totals</b>	26	2,277,251	31	2,603,197	246	24,700,178	224	22,625,235

<b>SOCIAL &amp; BEHAVIORAL SCIENCES</b>									
<b>Proposals</b>		2	312,600	3	1,821,865	53	16,987,772	47	12,084,220
<b>Awards</b>	Research	3	164,363	3	123,423	35	2,124,472	35	2,397,408
	Other	2	15,000	4	62,167	21	120,876	20	421,677
	Instruction	0	-	1	22,000	3	51,827	5	130,910
	Clinical	0	-	0	-	0	-	0	-
	<b>Totals</b>	5	179,363	8	207,590	59	2,297,175	60	2,949,995

<b>SOCIAL WORK</b>									
<b>Proposals</b>		3	961,970	2	302,952	17	3,249,568	14	7,172,744
<b>Awards</b>	Research	1	17,647	3	54,148	7	62,545	14	788,061
	Other	3	62,982	1	80,746	19	979,192	4	154,346
	Instruction	0	-	0	-	3	1,800,931	14	2,210,510
	Clinical	0	-	0	-	0	-	0	-
	<b>Totals</b>	4	80,629	4	134,894	29	2,842,668	32	3,152,917

<b>VP FOR ACADEMIC AFFAIRS*</b>									
<b>Proposals</b>		6	529,000	7	137,218	29	5,163,039	36	3,538,254
<b>Awards</b>	Research	0	-	0	-	4	222,214	2	60,600
	Other	1	5,500	4	30,925	18	608,531	22	988,639
	Instruction	0	-	0	-	4	100,000	0	-
	Clinical	0	-	0	-	0	-	0	-
	<b>Totals</b>	1	5,500	4	30,925	26	930,745	24	1,049,239

		June 2001		June 2000		FISCAL YEAR TO DATE (7/00-6/01)		FISCAL YEAR TO DATE (7/99-6/00)	
		<u>No.</u>	<u>Total Amt.</u>	<u>No.</u>	<u>Total Amt.</u>	<u>No.</u>	<u>Total Amt.</u>	<u>No.</u>	<u>Total Amt.</u>
<b>VP FOR ADMINISTRATIVE SERVICES*</b>									
<b>Proposals</b>		0	-	0	-	1	5,699	2	55,115
<b>Awards</b>	Research	0	-	0	-	0	-	0	-
	Other	0	-	0	-	1	5,700	0	-
	Instruction	0	-	0	-	0	-	0	-
	Clinical	0	-	0	-	0	-	0	-
	<b>Totals</b>	0	-	0	-	1	5,700	0	-

**VP FOR HEALTH SCIENCES\***

<b>Proposals</b>		12	9,693,528	8	5,986,927	69	61,574,094	59	61,471,610
<b>Awards</b>	Research	16	2,893,679	19	964,140	228	28,972,349	244	34,808,296
	Other	1	50,000	1	50,000	3	485,678	5	363,500
	Instruction	0	0	0	-	1	25,000	2	75,378
	Clinical	2	885,606	1	52,600	19	3,153,695	13	929,853
	<b>Totals</b>	19	3,829,285	21	1,066,740	251	32,636,722	264	36,177,027

**VP FOR RESEARCH\***

<b>Proposals</b>		1	571,340	0	-	9	3,187,543	4	201,061
<b>Awards</b>	Research	2	200,890	4	413,012	6	556,390	5	677,887
	Other	3	202,000	1	30,000	27	1,425,022	22	337,250
	Instruction	0	-	0	-	0	-	0	-
	Clinical	0	-	0	-	3	7,500	2	5,825
	<b>Totals</b>	5	402,890	5	443,012	36	1,988,912	29	1,020,962

**VP FOR STUDENT AFFAIRS & SERVICES\***

<b>Proposals</b>		0	-	0	-	8	1,408,939	6	55,500
<b>Awards</b>	Research	0	-	0	-	0	-	2	25,500
	Other	0	-	0	-	7	66,394	5	31,000
	Instruction	1	368,657	1	19,000	3	612,227	5	618,909
	Clinical	0	-	0	-	0	-	0	-
	<b>Totals</b>	1	368,657	1	19,000	10	678,621	12	675,409

**VP FOR UNIVERSITY RELATIONS\***

<b>Proposals</b>		0	-	0	-	10	4,727,222	9	2,354,451
<b>Awards</b>	Research	0	-	0	-	1	112,500	0	-
	Other	1	2,950	1	53,000	10	783,683	8	1,444,323
	Instruction	0	-	0	-	1	5,000	0	-
	Clinical	0	-	0	-	0	-	0	-
	<b>Totals</b>	1	2,950	1	53,000	12	901,183	8	1,444,323

<b>Totals, Proposals</b>	148	81,540,469	146	63,767,797	1,493	786,896,054	1,531	723,678,688
<b>Totals, AWARDS</b>	245	\$29,369,010	272	\$20,082,092	2,371	\$242,338,324	2,217	\$225,541,650

\* Amounts for Vice-Presidents' Offices may reflect activity by Institutes, Centers & other discrete organizational entities that report directly to their cognizant Vice Presidents, rather than to a College or Graduate School.