

DATE: May 16, 2003

TO: J. Bernard Machen  
 FROM: Raymond F. Gesteland  
 SUBJECT: 5-Part Monthly Activity Report

**Part I of V--RESEARCH ACTIVITY SUMMARY**

	May 2003		May 2002		FISCAL YEAR TO DATE (7/02-5/03)		FISCAL YEAR TO DATE (7/01-5/02)	
	<u>No.</u>	<u>Total Amt.</u>	<u>No.</u>	<u>Total Amt.</u>	<u>No.</u>	<u>Total Amt.</u>	<u>No.</u>	<u>Total Amt.</u>
<b>PROPOSALS*</b>	140	\$ 98,028,145	109	\$ 101,644,722	1,470	\$ 863,527,351	1,415	\$ 745,547,240
<b>AWARDS</b>								
Research	130	\$14,230,208	154	\$18,182,307	1,404	\$191,487,591	1,494	\$188,036,878
Other	22	674,218	27	1,744,511	372	26,548,432	308	21,450,903
Instruction	13	679,061	19	2,147,508	111	11,818,639	153	12,875,805
Clinical	18	4,049,264	14	236,640	127	13,582,166	166	12,916,237
<b>SUBTOTALS</b>	<b>183</b>	<b>19,632,751</b>	<b>214</b>	<b>22,310,966</b>	<b>2,014</b>	<b>243,436,828</b>	<b>2,121</b>	<b>235,279,823</b>
<b>Fellowships &amp;     Financial Aids</b>		2,671,785		2,179,472		17,141,863		16,539,062
<b>ALL AWARD TOTALS</b>		<b>\$ 22,304,536</b>		<b>\$ 24,490,438</b>		<b>\$ 260,578,691</b>		<b>\$ 251,818,885</b>

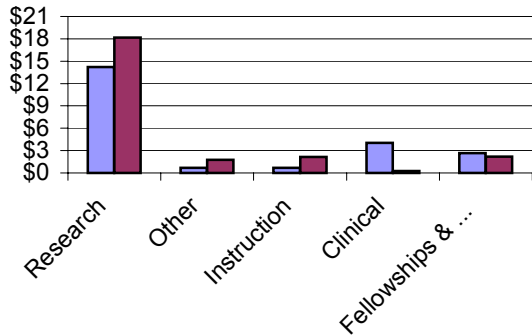
cc: Coralie Alder  
 A. Lorris Betz  
 Vincent Bogdanski  
 Paul Brinkman  
 Jayne Carney  
 Arnold B. Combe  
 Fred C. Esplin  
 Cecelia H. Foxley  
 John G. Francis  
 Raymond F. Gesteland  
 Peter L. Goss  
 W. Ralph Hardy  
 Jerry Kaplan  
 Nancy Lyon  
 J. Michael Mattsson  
 Barbara K. Nielsen  
 David W. Pershing  
 Ronald J. Pugmire  
 Lee Siegel  
 Amy Sikalis  
 Laura Snow  
 Kimberly Wirthlin

Raymond F. Gesteland  
 Vice-President for Research

# Part I of V Summary of University Research Activity May 2003

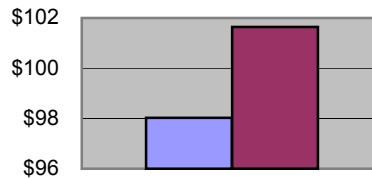
## May 2003 vs. May 2002

**Awards, In Millions**



■ Awards This Month  
■ Awards, Same Month Last Year

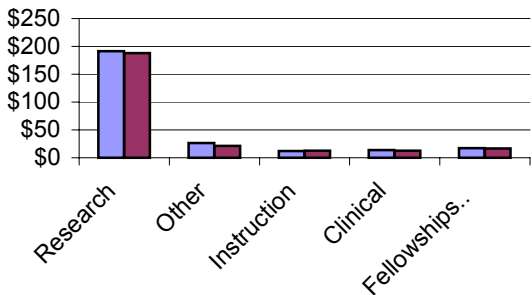
**Proposals, In Millions**



■ All Proposals, This Month  
■ All Proposals, Same Month Last Year

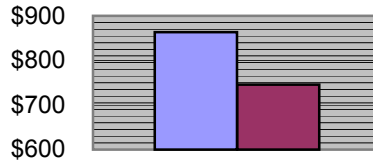
## FYTD May 2003 vs. FYTD May 2002

**Awards, In Millions**



■ Awards, This Fiscal Year To Date  
■ Awards, Same Month Last Fiscal Year To Date

**Proposals, In Millions**



■ All Proposals, This Fiscal Year To Date  
■ All Proposals, Last Fiscal Year To Date

**VICE-PRESIDENT FOR RESEARCH**  
*May 2003*  
**Part II of V--PROPOSALS AND AWARDS OVER \$2 MILLION**

DATE: May 16, 2003

**PROPOSALS**

<i>Department</i>	<i>Sponsor Name</i>	<i>Proposal Title</i>	<i>Start Date</i>	<i>End Date</i>	<i>Total Amount</i>	
<b>College of Engineering</b>						
Lepreau, Frank J	School of Computing	NSF	Collaborative Research: A Unified Experimental Environment for Diverse Network Technologies.	September 1, 2003	September 1, 2007	\$6,685,027
<b>VP for Health Sciences</b>						
Prescott, Stephen M	Huntsman Cancer Institute	HHS/NIH	Cancer Center Support Grant.	May 1, 2004	April 30, 2009	\$19,962,535
<b>School of Medicine</b>						
Light, Alan R	Medicine	HHS/NIH	Persistent Pain: Peripheral and CNS Mechanisms.	July 1, 2003	June 30, 2005	\$2,027,321
Clark, Edward B	Pediatrics	HHS/NIH	Nicotine Prevention for Native American Children.	September 30, 2003	September 29, 2008	\$4,617,885
<b>College of Science</b>						
Lark, Karl G	Biology	HHS/NIH	Genetic Basis of Morphological Changes Associated With Domestication.	January 1, 2004	December 31, 2007	\$2,135,070

**AWARDS**

<i>Department</i>	<i>Sponsor Name</i>	<i>Proposal Title</i>	<i>Start Date</i>	<i>End Date</i>	<i>Total Amount</i>
-------------------	---------------------	-----------------------	-------------------	-----------------	---------------------

There were no awards over \$2 million in May, 2003.

**VICE-PRESIDENT FOR RESEARCH**  
**May 2003**  
**Part III of V--AWARDS BY SPONSOR**

DATE: May 16, 2003

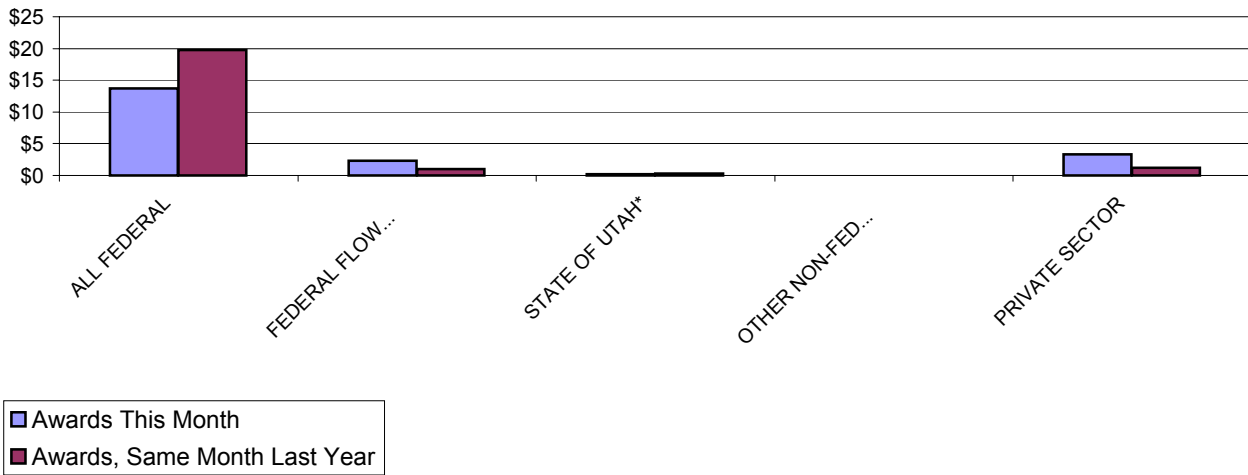
	May 2003		May 2002		FISCAL YEAR TO DATE (7/02-5/03)		FISCAL YEAR TO DATE (7/01-5/02)	
	<u>No.</u>	<u>Total Amt.</u>	<u>No.</u>	<u>Total Amt.</u>	<u>No.</u>	<u>Total Amt.</u>	<u>No.</u>	<u>Total Amt.</u>
<b>ALL FEDERAL</b>	<b>99</b>	<b>\$ 13,747,636</b>	<b>139</b>	<b>\$ 19,790,904</b>	<b>945</b>	<b>\$ 165,453,751</b>	<b>962</b>	<b>\$ 163,047,117</b>
<i>Misc. Federal Agencies</i>	0	-	1	107,943	6	759,126	13	1,622,841
Nat'l Aeronaut/Space Adm	2	131,000	2	408,232	24	1,829,081	27	1,832,502
Nat'l Endowmt/Humanities	0	-	1	60,000	1	107,331	3	89,993
Nat'l Science Foundation	20	1,678,123	13	1,213,019	142	20,136,365	134	14,902,567
US Dept of Agriculture	1	7,000	0	-	2	141,510	3	363,530
US Dept of Commerce	1	20,487	3	200,000	10	324,683	8	421,312
US Dept of Defense	4	192,589	11	1,267,900	48	4,443,928	56	6,031,421
US Dept of Education	2	382,880	4	599,817	13	2,510,001	19	2,975,487
US Dept of Energy	11	296,866	9	673,982	86	10,123,402	79	11,756,312
US Dept of the Interior	2	48,659	3	48,500	31	1,494,848	23	1,133,026
US Dept of Transportation	0	-			2	114,921	5	216,348
US Environmental Prot Agcy	0	-	1	5,000	2	100,000	2	10,000
US Health & Human Servs	56	10,990,032	91	15,206,511	578	123,368,555	590	121,691,778
US Veterans Admin	0	-	0	-	0	-	0	-
<b>FEDERAL FLOW-DOWN</b>	<b>32</b>	<b>2,365,731</b>	<b>23</b>	<b>1,037,572</b>	<b>330</b>	<b>21,292,867</b>	<b>322</b>	<b>15,434,982</b>
<b>STATE OF UTAH*</b>	<b>11</b>	<b>172,160</b>	<b>12</b>	<b>259,940</b>	<b>119</b>	<b>7,023,909</b>	<b>145</b>	<b>7,116,737</b>
<b>OTHER NON-FED GOVT.</b>	<b>0</b>	<b>-</b>	<b>-</b>	<b>-</b>	<b>12</b>	<b>222,536</b>	<b>12</b>	<b>251,912</b>
<b>PRIVATE SECTOR</b>	<b>41</b>	<b>3,347,224</b>	<b>40</b>	<b>1,222,550</b>	<b>608</b>	<b>49,443,765</b>	<b>680</b>	<b>49,429,075</b>
Commercial Sponsors	26	2,920,743	25	787,044	361	23,573,914	391	22,659,344
Not-For-Profit Sponsors	15	426,481	15	435,506	247	25,869,851	289	26,769,731
<b>GRAND TOTALS</b>	<b>183</b>	<b>\$ 19,632,751</b>	<b>214</b>	<b>\$ 22,310,966</b>	<b>2,014</b>	<b>\$ 243,436,828</b>	<b>2,121</b>	<b>\$ 235,279,823</b>

\* State of Utah direct and prime flow-down sponsorship

## Part III of V Summary of Awards by Sponsor May 2003

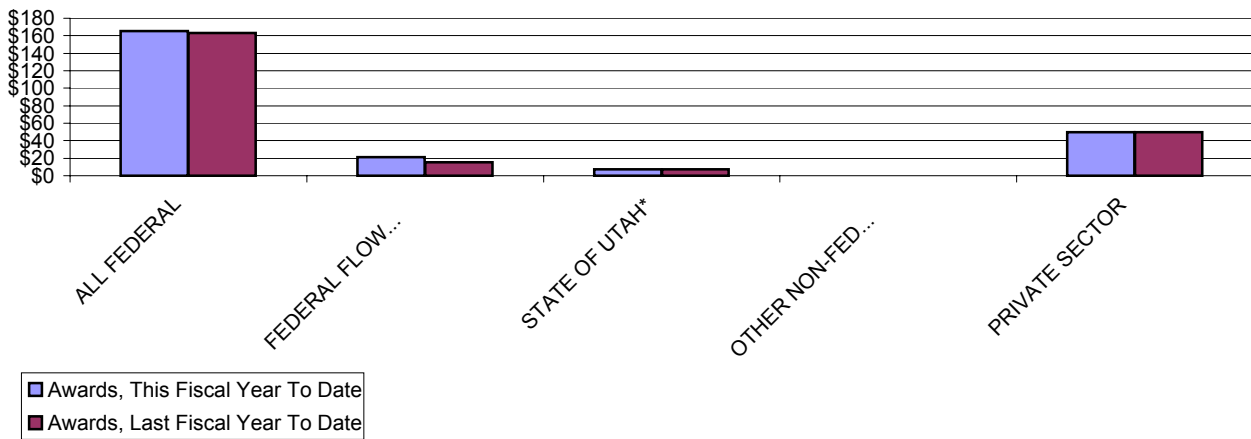
**May 2003 vs. May 2002**

**Awards, In Millions**



**FYTD May 2003 vs. FYTD May 2002**

**Awards, In Millions**



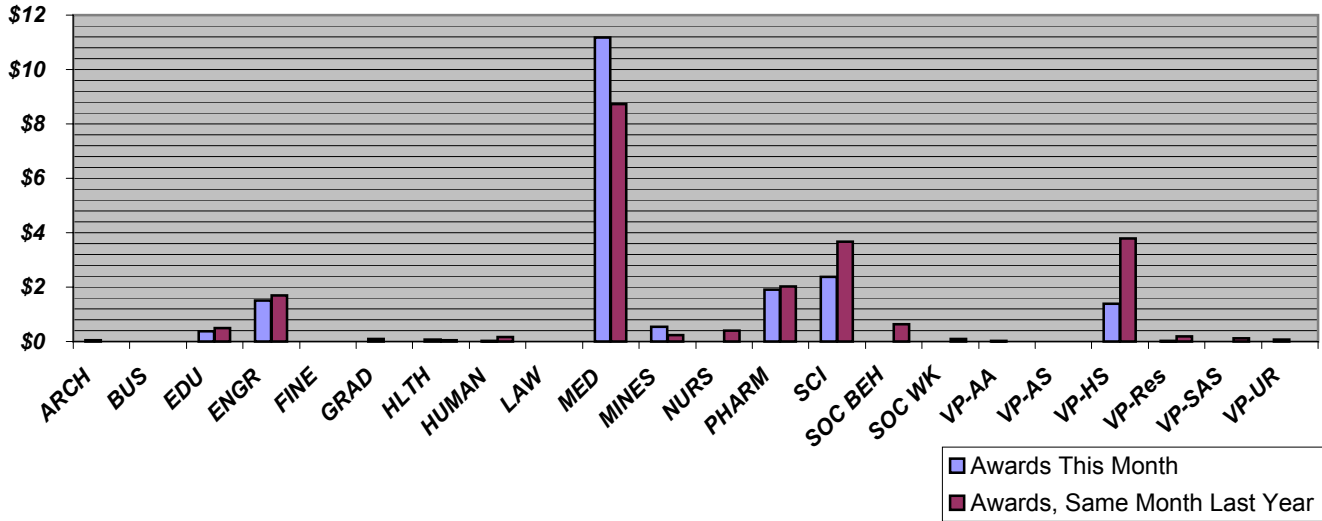
**VICE-PRESIDENT FOR RESEARCH**  
*May 2003*  
**Part IV of V--AWARDS BY COLLEGE**

DATE: May 16, 2003

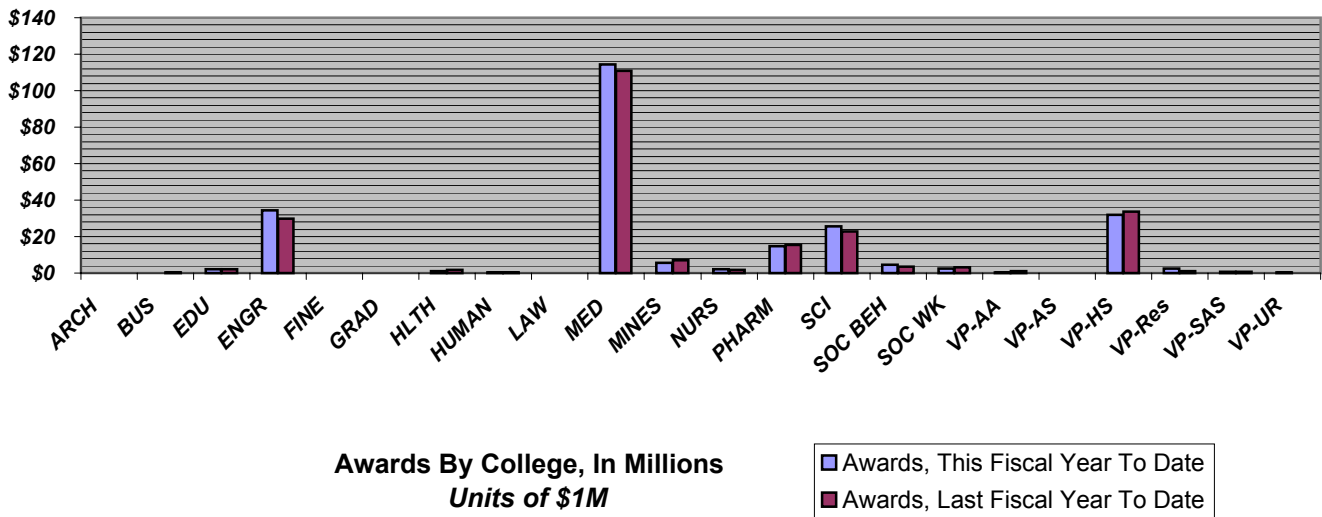
	May 2003		May 2002		FISCAL YEAR TO DATE (7/02-5/03)		FISCAL YEAR TO DATE (7/01-5/02)	
	<u>No.</u>	<u>Total Amt.</u>	<u>No.</u>	<u>Total Amt.</u>	<u>No.</u>	<u>Total Amt.</u>	<u>No.</u>	<u>Total Amt.</u>
ARCHITECTURE	2	43,529	0	-	5	97,537	4	78,658
BUSINESS	0	-	0	-	5	81,827	1	374,000
EDUCATION	2	382,880	3	502,087	11	2,002,368	13	1,983,997
ENGINEERING	31	1,516,852	34	1,692,742	328	34,248,012	374	29,900,684
FINE ARTS	0	-	0	-	4	56,000	2	22,000
GRADUATE SCHOOL	1	85,205	0	-	2	122,475	1	17,940
HEALTH	3	63,000	2	54,500	26	949,574	30	1,666,350
HUMANITIES	5	13,950	3	171,943	12	519,581	7	384,295
LAW	0	-	0	-	0	-	4	4,000
MEDICINE	81	11,185,020	70	8,730,400	854	114,396,338	861	110,875,753
MINES & EARTH SCIENCES	9	546,017	7	243,485	121	5,556,782	108	6,892,977
NURSING	0	-	4	391,235	12	2,107,071	22	1,757,921
PHARMACY	14	1,912,931	19	2,022,131	106	14,772,083	115	15,524,339
SCIENCE	21	2,368,735	26	3,664,207	223	25,640,072	212	22,796,009
SOCIAL & BEHAVIORAL SCIENCES	0	-	4	642,702	43	4,441,849	50	3,585,655
SOCIAL WORK	0	-	4	97,000	28	2,615,691	45	3,106,863
VP/ACADEMIC AFFAIRS	1	30,000	0	-	13	490,277	18	1,034,875
VP/ADMINISTRATIVE SERVICES	0	-	0	-	0	-	1	37,500
VP/BUDGET & PLANNING	0	-	0	-	0	-	0	-
VP/HEALTH SCIENCES	9	1,389,132	33	3,778,804	179	31,882,642	219	33,705,268
VP/RESEARCH	1	30,000	1	200,000	21	2,446,422	15	885,182
VP/STUDENT AFFAIRS & SERVICES	0	-	3	114,730	8	615,116	11	541,557
VP/UNIVERSITY RELATIONS	3	65,500	1	5,000	13	395,111	8	104,000
<b>GRAND TOTALS</b>	<b>183</b>	<b>\$19,632,751</b>	<b>214</b>	<b>\$22,310,966</b>	<b>2,014</b>	<b>\$243,436,828</b>	<b>2,121</b>	<b>\$235,279,823</b>

## Part IV of V Summary of Awards by College May 2003

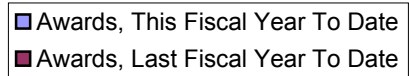
**May 2003 vs. May 2002**



**FYTD May 2003 vs. FYTD May 2002**



**Awards By College, In Millions  
Units of \$1M**



**VICE-PRESIDENT FOR RESEARCH**  
**May 2003**  
**Part V of V--GENERAL COLLEGE ACTIVITY**

DATE: May 16, 2003

		May 2003		May 2002		FISCAL YEAR TO DATE (7/02-5/03)		FISCAL YEAR TO DATE (7/01-5/02)	
		<u>No.</u>	<u>Total Amt.</u>	<u>No.</u>	<u>Total Amt.</u>	<u>No.</u>	<u>Total Amt.</u>	<u>No.</u>	<u>Total Amt.</u>
<b>ARCHITECTURE</b>									
<b>Proposals</b>		2	46,159	0	-	3	48,659	4	28,299
<b>Awards</b>	Research	0	-	0	-	2	52,638	2	69,101
	Other	2	43,529	0	-	3	44,899	2	9,557
	Instruction	0	-	0	-	0	-	0	-
	Clinical	0	-	0	-	0	-	0	-
	<b>Totals</b>	2	43,529	0	-	5	97,537	4	78,658
<b>BUSINESS</b>									
<b>Proposals</b>		0	-	0	-	18	5,680,921	5	567,271
<b>Awards</b>	Research	0	-	0	-	2	12,000	1	374,000
	Other	0	-	0	-	3	69,827	0	-
	Instruction	0	-	0	-	0	-	0	-
	Clinical	0	-	0	-	0	-	0	-
	<b>Totals</b>	0	-	0	-	5	81,827	1	374,000
<b>EDUCATION</b>									
<b>Proposals</b>		1	689,305	0	-	19	7,699,474	10	3,159,347
<b>Awards</b>	Research	0	-	2	313,431	3	261,731	5	742,582
	Other	0	-	0	-	3	740,559	3	266,920
	Instruction	2	382,880	1	188,656	5	1,000,078	5	974,495
	Clinical	0	-	0	-	0	-	0	-
	<b>Totals</b>	2	382,880	3	502,087	11	2,002,368	13	1,983,997
<b>ENGINEERING</b>									
<b>Proposals</b>		16	9,517,547	20	26,156,302	263	165,196,840	256	115,583,434
<b>Awards</b>	Research	27	1,427,684	31	1,614,642	290	32,849,042	335	29,037,492
	Other	2	4,313	3	78,100	25	614,873	31	781,337
	Instruction	2	84,855	0	-	13	784,097	8	81,855
	Clinical	0	-	0	-	0	-	0	-
	<b>Totals</b>	31	1,516,852	34	1,692,742	328	34,248,012	374	29,900,684
<b>FINE ARTS</b>									
<b>Proposals</b>		0	-	0	-	4	242,543	2	92,418
<b>Awards</b>	Research	0	-	0	-	0	-	0	-
	Other	0	-	0	-	2	32,500	1	-
	Instruction	0	-	0	-	2	23,500	1	22,000
	Clinical	0	-	0	-	0	-	0	-
	<b>Totals</b>	0	-	0	-	4	56,000	2	22,000



		May 2003		May 2002		FISCAL YEAR TO DATE (7/02-5/03)		FISCAL YEAR TO DATE (7/01-5/02)	
		<u>No.</u>	<u>Total Amt.</u>	<u>No.</u>	<u>Total Amt.</u>	<u>No.</u>	<u>Total Amt.</u>	<u>No.</u>	<u>Total Amt.</u>
<b>GRADUATE SCHOOL</b>									
<i>Proposals</i>		0	-	0	-	2	122,475	1	1,406,524
<i>Awards</i>	Research	1	85,205	0	-	2	122,475	0	-
	Other	0	-	0	-	0	-	0	-
	Instruction	0	-	0	-	0	-	1	17,940
	Clinical	0	-	0	-	0	-	0	-
	<i>Totals</i>	1	85,205	0	-	2	122,475	1	17,940
<b>HEALTH</b>									
<i>Proposals</i>		1	1,750,000	3	1,848,233	23	10,622,805	30	10,431,982
<i>Awards</i>	Research	2	5,000	0	-	11	214,908	14	1,102,530
	Other	1	58,000	2	54,500	13	653,219	14	471,691
	Instruction	0	-	0	-	2	81,447	2	92,129
	Clinical	0	-	0	-	0	-	0	-
	<i>Totals</i>	3	63,000	2	54,500	26	949,574	30	1,666,350
<b>HUMANITIES</b>									
<i>Proposals</i>		1	1,500	2	396,543	16	2,399,569	20	2,130,575
<i>Awards</i>	Research	0	-	0	-	3	245,350	2	206,352
	Other	1	3,350	1	60,000	4	120,631	2	62,000
	Instruction	4	10,600	2	111,943	5	153,600	3	115,943
	Clinical	0	-	0	-	0	-	0	-
	<i>Totals</i>	5	13,950	3	171,943	12	519,581	7	384,295
<b>LAW</b>									
<i>Proposals</i>		0	-	0	-	0	-	4	175,382
<i>Awards</i>	Research	0	-	0	-	0	-	3	-
	Other	0	-	0	-	0	-	1	4,000
	Instruction	0	-	0	-	0	-	0	-
	Clinical	0	-	0	-	0	-	0	-
	<i>Totals</i>	0	-	0	-	0	-	4	4,000
<b>MEDICINE</b>									
<i>Proposals</i>		74	47,869,157	46	44,599,755	553	328,597,726	507	322,952,613
<i>Awards</i>	Research	52	6,944,750	39	6,375,895	538	85,340,207	523	81,184,581
	Other	10	335,590	12	1,099,911	146	11,152,495	100	11,177,942
	Instruction	4	205,726	8	1,058,204	58	5,769,438	95	6,521,334
	Clinical	15	3,698,954	11	196,390	112	12,134,198	143	11,991,896
	<i>Totals</i>	81	11,185,020	70	8,730,400	854	114,396,338	861	110,875,753
<b>MINES &amp; EARTH SCIENCES</b>									
<i>Proposals</i>		8	2,436,061	8	932,773	109	27,306,619	97	21,482,202
<i>Awards</i>	Research	9	546,017	6	233,485	87	3,922,265	82	5,701,220
	Other	0	-	1	10,000	34	1,634,517	25	1,169,757
	Instruction	0	-	0	-	0	-	1	22,000
	Clinical	0	-	0	-	0	-	0	-
	<i>Totals</i>	9	546,017	7	243,485	121	5,556,782	108	6,892,977

	May 2003		May 2002		FISCAL YEAR TO DATE (7/02-5/03)		FISCAL YEAR TO DATE (7/01-5/02)	
	<u>No.</u>	<u>Total Amt.</u>	<u>No.</u>	<u>Total Amt.</u>	<u>No.</u>	<u>Total Amt.</u>	<u>No.</u>	<u>Total Amt.</u>
<b>NURSING</b>								
<i>Proposals</i>	5	2,454,481	2	2,901,694	22	15,082,240	20	11,169,270

<i>Awards</i>	Research	0	-	1	106,074	10	1,577,938	16	1,173,086
	Other	0	-	0	-	1	433,360	0	-
	Instruction	0	-	3	285,161	1	95,773	6	584,835
	Clinical	0	-	0	-	0	-	0	-
	<i>Totals</i>	0	-	4	391,235	12	2,107,071	22	1,757,921

## PHARMACY

<i>Proposals</i>	5	2,724,025	8	1,137,325	81	48,049,092	92	35,489,189
------------------	---	-----------	---	-----------	----	------------	----	------------

<i>Awards</i>	Research	12	1,791,648	16	1,822,131	75	12,829,733	83	13,507,644
	Other	1	126,283	3	200,000	18	1,363,907	22	1,549,533
	Instruction	1	(5,000)	0	-	10	482,037	3	279,247
	Clinical	0	0	0	-	3	96,406	7	187,915
	<i>Totals</i>	14	1,912,931	19	2,022,131	106	14,772,083	115	15,524,339

## SCIENCE

<i>Proposals</i>	9	6,129,921	3	80,959	174	120,632,538	171	113,749,617
------------------	---	-----------	---	--------	-----	-------------	-----	-------------

<i>Awards</i>	Research	20	2,361,082	22	3,309,455	211	24,432,245	191	20,164,087
	Other	1	7,653	0	-	9	421,618	9	522,918
	Instruction	0	-	1	314,502	3	786,209	9	2,068,754
	Clinical	0	-	3	40,250	0	-	3	40,250
	<i>Totals</i>	21	2,368,735	26	3,664,207	223	25,640,072	212	22,796,009

## SOCIAL & BEHAVIORAL SCIENCES

<i>Proposals</i>	3	602,925	3	1,264,995	40	17,207,616	50	14,056,363
------------------	---	---------	---	-----------	----	------------	----	------------

<i>Awards</i>	Research	0	-	4	642,702	28	2,614,535	35	2,647,145
	Other	0	-	0	-	13	258,545	11	117,845
	Instruction	0	-	0	-	2	1,568,769	4	820,665
	Clinical	0	-	0	-	0	-	0	-
	<i>Totals</i>	0	-	4	642,702	43	4,441,849	50	3,585,655

## SOCIAL WORK

<i>Proposals</i>	3	487,395	2	29,822	23	4,283,792	20	6,927,323
------------------	---	---------	---	--------	----	-----------	----	-----------

<i>Awards</i>	Research	0	-	2	72,000	5	249,962	6	242,658
	Other	0	-	2	25,000	23	2,365,729	37	2,714,836
	Instruction	0	-	0	-	0	-	2	149,369
	Clinical	0	-	0	-	0	-	0	-
	<i>Totals</i>	0	-	4	97,000	28	2,615,691	45	3,106,863

## VP FOR ACADEMIC AFFAIRS\*

<i>Proposals</i>	2	28,286	0	-	17	2,625,049	17	6,295,618
------------------	---	--------	---	---	----	-----------	----	-----------

<i>Awards</i>	Research	0	-	0	-	3	189,183	3	38,657
	Other	1	30,000	0	-	10	301,094	15	996,218
	Instruction	0	-	0	-	0	-	0	-
	Clinical	0	-	0	-	0	-	0	-
	<i>Totals</i>	1	30,000	0	-	13	490,277	18	1,034,875

	May 2003		May 2002		FISCAL YEAR TO DATE (7/02-5/03)		FISCAL YEAR TO DATE (7/01-5/02)	
	<u>No.</u>	<u>Total Amt.</u>	<u>No.</u>	<u>Total Amt.</u>	<u>No.</u>	<u>Total Amt.</u>	<u>No.</u>	<u>Total Amt.</u>
<b>VP FOR ADMINISTRATIVE SERVICES*</b>								
<i>Proposals</i>	0	-	0	-	0	-	1	37,500

<i>Awards</i>	Research	0	-	0	-	0	-	0	-
	Other	0	-	0	-	0	-	1	37,500
	Instruction	0	-	0	-	0	-	0	-
	Clinical	0	-	0	-	0	-	0	-
	<i>Totals</i>	0	-	0	-	0	-	1	37,500

**VP FOR BUDGET & PLANNING\***

<i>Proposals</i>	1	1,876,906	0	-	1	1,876,906	0	-
------------------	---	-----------	---	---	---	-----------	---	---

<i>Awards</i>	Research	0	-	0	-	0	-	0	-
	Other	0	-	0	-	0	-	0	-
	Instruction	0	-	0	-	0	-	0	-
	Clinical	0	-	0	-	0	-	0	-
	<i>Totals</i>	0	-	0	-	0	-	0	-

**VP FOR HEALTH SCIENCES\***

<i>Proposals</i>	7	21,183,227	11	22,163,721	80	93,657,697	83	72,437,484
------------------	---	------------	----	------------	----	------------	----	------------

<i>Awards</i>	Research	6	1,038,822	31	3,692,492	125	24,732,935	186	31,636,382
	Other	0	-	0	-	35	5,223,819	15	683,883
	Instruction	0	-	2	86,312	7	574,326	5	688,827
	Clinical	3	350,310	0	-	12	1,351,562	13	696,176
	<i>Totals</i>	9	1,389,132	33	3,778,804	179	31,882,642	219	33,705,268

**VP FOR RESEARCH\***

<i>Proposals</i>	1	224,250	1	132,600	9	8,616,550	11	6,418,366
------------------	---	---------	---	---------	---	-----------	----	-----------

<i>Awards</i>	Research	1	30,000	0	-	3	1,651,083	4	109,110
	Other	0	-	1	200,000	18	795,339	11	776,072
	Instruction	0	-	0	-	0	-	0	-
	Clinical	0	-	0	-	0	-	0	-
	<i>Totals</i>	1	30,000	1	200,000	21	2,446,422	15	885,182

**VP FOR STUDENT AFFAIRS & SERVICES\***

<i>Proposals</i>	0	-	0	-	2	2,541,225	1	25,500
------------------	---	---	---	---	---	-----------	---	--------

<i>Awards</i>	Research	0	-	0	-	1	75,251	1	75,251
	Other	0	-	2	17,000	4	40,500	4	39,894
	Instruction	0	-	1	97,730	3	499,365	6	426,412
	Clinical	0	-	0	-	0	-	0	-
	<i>Totals</i>	0	-	3	114,730	8	615,116	11	541,557

**VP FOR UNIVERSITY RELATIONS\***

<i>Proposals</i>	1	7,000	0	-	11	1,037,015	13	930,963
------------------	---	-------	---	---	----	-----------	----	---------

<i>Awards</i>	Research	0	-	0	-	5	114,110	2	25,000
	Other	3	65,500	0	-	8	281,001	4	69,000
	Instruction	0	-	1	5,000	0	-	2	10,000
	Clinical	0	-	0	-	0	-	0	-
	<i>Totals</i>	3	65,500	1	5,000	13	395,111	8	104,000

	May 2003		May 2002		FISCAL YEAR TO DATE (7/02-5/03)		FISCAL YEAR TO DATE (7/01-5/02)	
	<u>No.</u>	<u>Total Amt.</u>	<u>No.</u>	<u>Total Amt.</u>	<u>No.</u>	<u>Total Amt.</u>	<u>No.</u>	<u>Total Amt.</u>
<b>Totals, Proposals</b>	140	\$98,028,145	109	\$101,644,722	1,470	\$863,527,351	1,415	\$745,547,240
<b>Totals, AWARDS</b>	183	\$19,632,751	214	\$22,310,966	2,014	\$243,436,828	2,121	\$235,279,823

*\* Amounts for Vice-Presidents' Offices may reflect activity by Institutes, Centers & other discrete organizational entities that report directly to their cognizant Vice Presidents, rather than to a College or Graduate School.*