

DATE: May 20, 2004

TO: A. Lorris Betz
 FROM: Raymond F. Gesteland

SUBJECT: 5-Part Monthly Activity Report

Part I of V--RESEARCH ACTIVITY SUMMARY

	April 2004		April 2003		FISCAL YEAR TO DATE (7/03-4/04)		FISCAL YEAR TO DATE (7/02-4/03)	
	No.	Total Amt.	No.	Total Amt.	No.	Total Amt.	No.	Total Amt.
PROPOSALS*	128	\$ 39,124,000	101	\$ 41,063,564	1,551	\$ 836,022,399	1,330	\$ 765,499,206
AWARDS								
Research	139	\$15,157,870	98	\$16,907,945	1,321	\$186,911,674	1,266	\$176,983,179
Other	29	1,154,369	29	1,996,692	334	27,192,254	349	24,572,490
Instruction	12	1,609,852	12	3,306,652	131	15,207,995	103	12,504,049
Clinical	24	585,461	8	325,631	203	11,348,683	113	9,744,359
SUBTOTALS	204	18,507,552	147	22,536,920	1,989	240,660,606	1,831	223,804,077
Fellowships & Financial Aids		1,176,798		91,691		16,465,335		14,470,078
ALL AWARD TOTALS		\$ 19,684,350		\$ 22,628,611		\$ 257,125,941		\$ 238,274,155

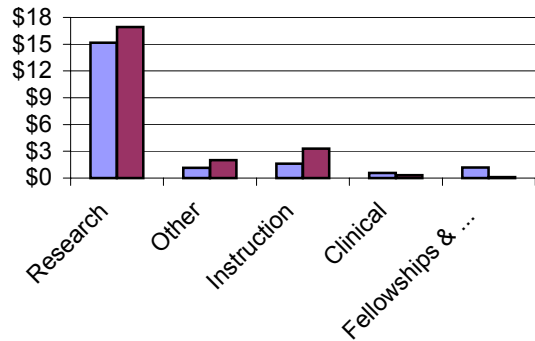
- cc: Coralie Alder
 James R. Bardsley
 A. Lorris Betz
 Jeffrey R. Botkin
 Paul Brinkman
 Jayne Carney
 Arnold B. Combe
 Fred C. Esplin
 John G. Francis
 Raymond F. Gesteland
 Jerry Kaplan
 Richard E. Kendell
 Elliott C. Kulakowski
 Gary D. Levy
 Nancy Lyon
 J. Michael Mattsson
 Barbara K. Nielsen
 David W. Pershing
 Ronald J. Pugmire
 Lee Siegel
 Laura Snow
 Kimberly Wirthlin

Raymond F. Gesteland
 Vice-President for Research

Part I of V Summary of University Research Activity April 2004

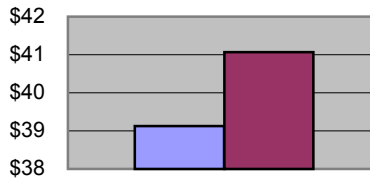
April 2004 vs. April 2003

Awards, In Millions



■ Awards This Month
■ Awards, Same Month Last Year

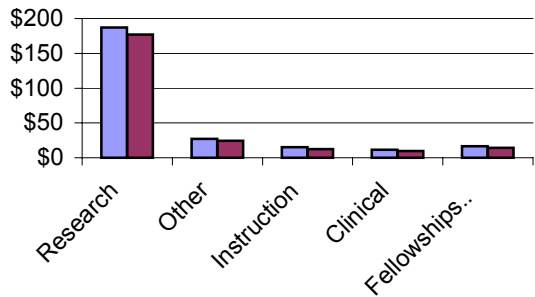
Proposals, In Millions



■ All Proposals, This Month
■ All Proposals, Same Month Last Year

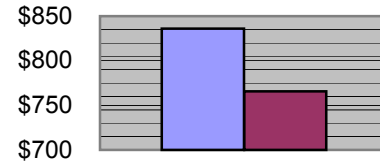
FYTD April 2004 vs. FYTD April 2003

Awards, In Millions



■ Awards, This Fiscal Year To Date
■ Awards, Same Month Last Fiscal Year To Date

Proposals, In Millions



■ All Proposals, This Fiscal Year To Date
■ All Proposals, Last Fiscal Year To Date

VICE-PRESIDENT FOR RESEARCH

April 2004

Part II of V--PROPOSALS AND AWARDS OVER \$2 MILLION

DATE: *May 20, 2004*

PROPOSALS

	<i>Department</i>	<i>Sponsor Name</i>	<i>Proposal Title</i>	<i>Start Date</i>	<i>End Date</i>	<i>Total Amount</i>
<i>College of Engineering</i>						
Facelli, Julio C	Medical Informatics	Natl Science Fndn	Integrative Graduate Research & Training; Program In Genetic Studies Of Digital Anatomical Structures.	7/1/05	6/30/10	\$2,280,919
<i>School of Medicine</i>						
Lepreau, Frank J	School of Computing	Natl Science Fndn	An Open, Low Cost, High Quality Software Radio Platform And Testbed.	9/1/04	8/31/07	\$2,187,020

AWARDS

There were no awards over \$2 million in April 2004.

VICE-PRESIDENT FOR RESEARCH
April 2004
Part III of V--AWARDS BY SPONSOR

DATE: May 20, 2004

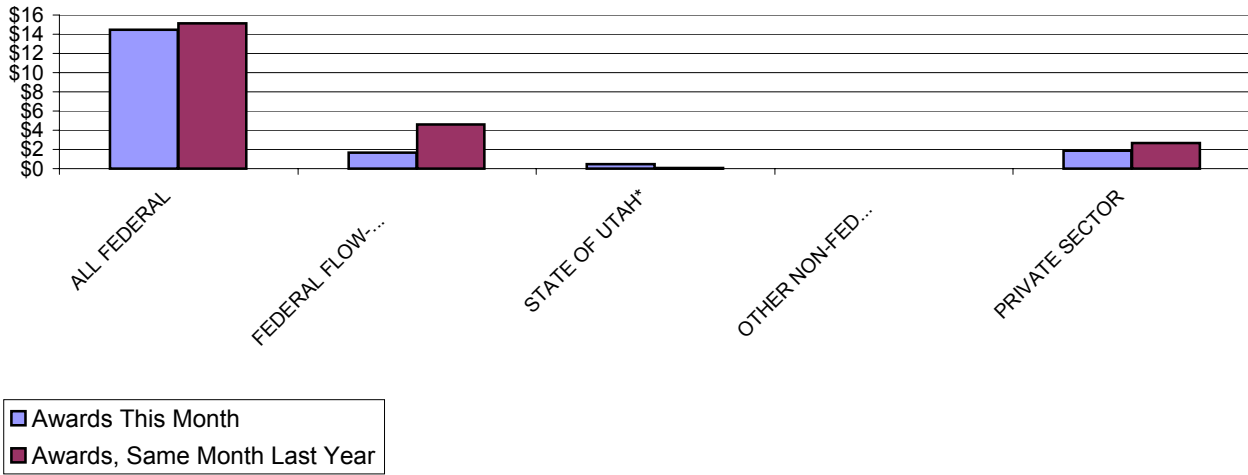
	April 2004		April 2003		FISCAL YEAR TO DATE (7/03-4/04)		FISCAL YEAR TO DATE (7/02-4/03)	
	<u>No.</u>	<u>Total Amt.</u>	<u>No.</u>	<u>Total Amt.</u>	<u>No.</u>	<u>Total Amt.</u>	<u>No.</u>	<u>Total Amt.</u>
ALL FEDERAL	101	\$ 14,474,955	87	\$ 15,149,240	884	\$ 165,400,561	840	\$ 151,493,384
<i>Misc. Federal Agencies</i>	0	-	1	74,834	11	2,053,321	6	759,126
Nat'l Aeronaut/Space Adm	6	489,298	2	477,672	20	1,478,191	22	1,698,081
Nat'l Endowmt/Humanities	1	60,000	0	-	4	127,402	1	107,331
Nat'l Science Foundation	20	1,946,911	13	1,225,637	146	23,541,012	122	18,458,242
US Dept of Agriculture	0	-	0	-	1	74,960	1	134,510
US Dept of Commerce	1	31,290	2	55,730	8	533,953	8	293,001
US Dept of Defense	3	307,936	4	337,345	35	4,114,033	44	4,251,339
US Dept of Education	3	499,311	0	-	17	2,966,623	11	2,127,121
US Dept of Energy	5	586,516	14	3,049,426	48	5,297,251	71	9,664,866
US Dept of the Interior	7	346,300	2	64,921	34	1,384,384	30	1,496,111
US Dept of Transportation	0	-	1	89,921	1	61,826	2	114,921
US Environmental Prot Agcy	0	-	0	-	11	2,235,400	2	100,000
US Health & Human Servs	53	10,152,972	48	9,773,754	546	121,477,784	520	112,288,735
US Veterans Admin	2	54,421	0	-	2	54,421	0	-
FEDERAL FLOW-DOWN	41	\$1,636,949	23	4,574,831	364	21,766,783	311	19,271,348
STATE OF UTAH*	6	497,536	6	96,384	123	7,319,931	102	6,738,168
OTHER NON-FED GOVT.	0	-	5	46,387	9	353,061	12	222,536
PRIVATE SECTOR	56	1,898,112	26	2,670,078	609	45,820,270	566	46,078,641
Commercial Sponsors	45	1,161,704	16	810,272	396	24,336,346	333	20,608,012
Not-For-Profit Sponsors	11	736,408	10	1,859,806	213	21,483,924	233	25,470,629
GRAND TOTALS	204	\$ 18,507,552	147	\$ 22,536,920	1989	\$ 240,660,606	1831	\$ 223,804,077

* State of Utah direct and prime flow-down sponsorship

Part III of V Summary of Awards by Sponsor April 2004

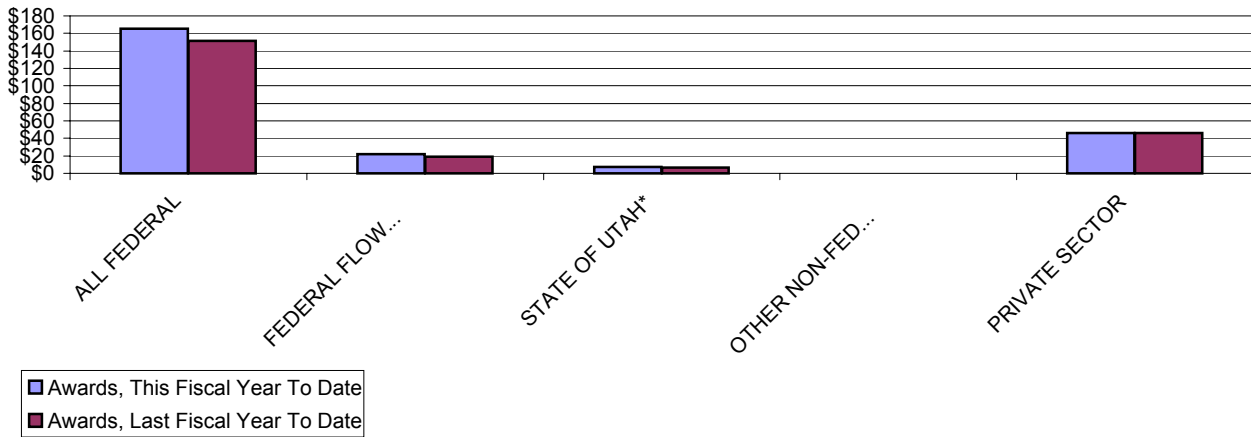
April 2004 vs. April 2003

Awards, In Millions



FYTD April 2004 vs. FYTD April 2003

Awards, In Millions



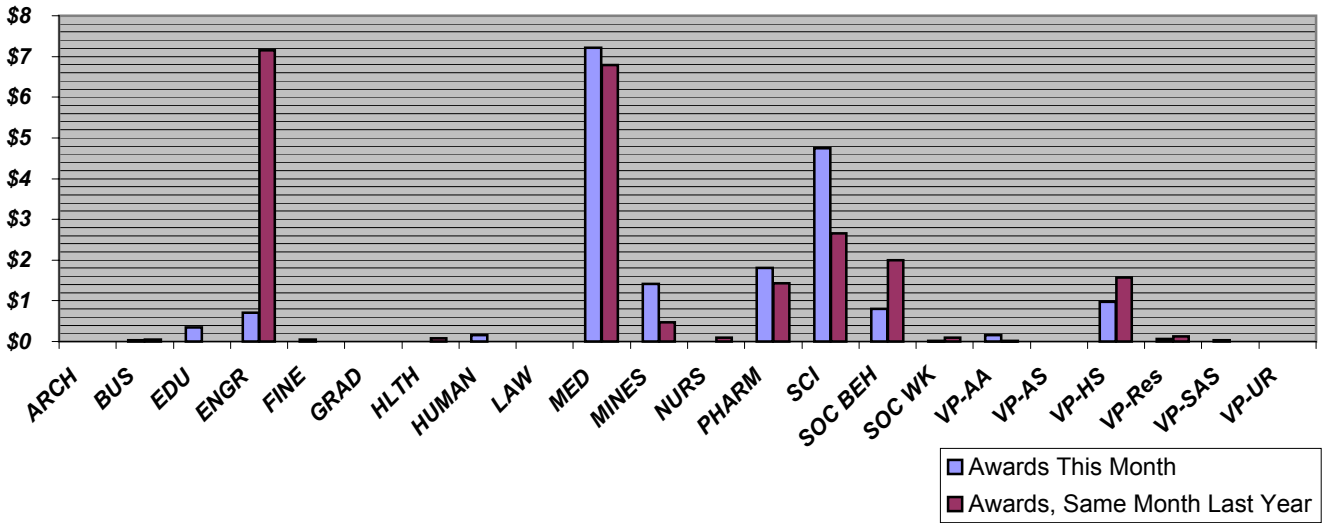
VICE-PRESIDENT FOR RESEARCH
April 2004
Part IV of V--AWARDS BY COLLEGE

DATE: May 20, 2004

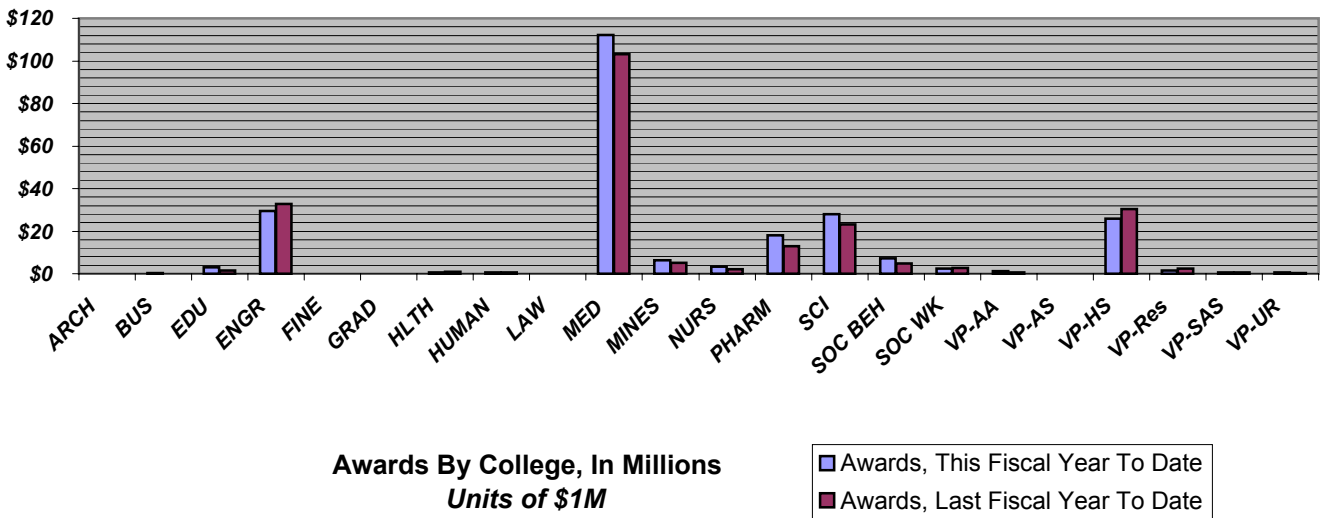
	April 2004		April 2003		FISCAL YEAR TO DATE (7/03-4/04)		FISCAL YEAR TO DATE (7/02-4/03)	
	<u>No.</u>	<u>Total Amt.</u>	<u>No.</u>	<u>Total Amt.</u>	<u>No.</u>	<u>Total Amt.</u>	<u>No.</u>	<u>Total Amt.</u>
ARCHITECTURE & PLANNING	0	-	0	-	2	516	3	54,008
BUSINESS	2	30,425	1	46,000	12	175,644	5	81,827
EDUCATION	2	344,311	0	-	21	3,080,753	9	1,619,488
ENGINEERING	27	711,231	29	7,152,623	291	29,453,588	297	32,731,160
FINE ARTS	1	44,000	0	-	1	44,000	4	56,000
GRADUATE SCHOOL	0	-	0	-	0	-	1	37,270
HEALTH	0	-	1	74,834	20	725,723	23	886,574
HUMANITIES	1	155,000	0	-	14	728,422	7	505,631
LAW	0	-	0	-	1	1,000	0	-
MEDICINE	86	7,207,544	59	6,787,026	905	112,068,550	773	103,117,249
MINES & EARTH SCIENCES	19	1,410,795	9	475,974	110	6,236,176	112	5,010,765
NURSING	0	-	1	95,773	23	3,235,735	12	2,107,071
PHARMACY	19	1,813,918	5	1,435,805	116	17,905,390	92	12,859,152
SCIENCE	27	4,751,283	21	2,659,836	188	27,834,037	202	23,271,337
SOCIAL & BEHAVIORAL SCIENCES	3	794,396	3	2,001,620	55	7,107,419	44	4,666,849
SOCIAL WORK	2	13,286	2	90,278	40	2,345,294	28	2,615,691
VP/ACADEMIC AFFAIRS	3	162,300	1	20,000	17	1,274,772	16	550,620
VP/ADMINISTRATIVE SERVICES	0	-	0	-	1	6,597	0	-
VP/HEALTH SCIENCES	9	978,787	13	1,577,771	134	25,727,222	169	30,362,579
VP/RESEARCH	2	64,430	2	119,380	19	1,478,970	20	2,416,422
VP/STUDENT AFFAIRS & SERVICES	1	25,846	0	-	10	650,141	8	615,116
VP/UNIVERSITY RELATIONS	0	-	0	-	9	580,657	6	239,268
GRAND TOTALS	204	\$18,507,552	147	\$22,536,920	1,989	\$240,660,606	1,831	\$223,804,077

Part IV of V
Summary of Awards by College
April 2004

April 2004 vs. April 2003



FYTD April 2004 vs. FYTD April 2003



VICE-PRESIDENT FOR RESEARCH
April 2004
Part V of V--GENERAL COLLEGE ACTIVITY

DATE: May 20, 2004

		April 2004		April 2003		FISCAL YEAR TO DATE (7/03-4/04)		FISCAL YEAR TO DATE (7/02-4/03)	
		<u>No.</u>	<u>Total Amt.</u>	<u>No.</u>	<u>Total Amt.</u>	<u>No.</u>	<u>Total Amt.</u>	<u>No.</u>	<u>Total Amt.</u>
ARCHITECTURE & PLANNING									
Proposals		0	-	0	-	1	2,500	1	2,500
Awards	Research	0	-	0	-	1	4,591	2	52,638
	Other	0	-	0	-	1	(4,075)	1	1,370
	Instruction	0	-	0	-	0	-	0	-
	Clinical	0	-	0	-	0	-	0	-
	Totals	0	-	0	-	2	516	3	54,008
BUSINESS									
Proposals		2	1,425,827	1	46,000	13	3,803,445	18	5,680,921
Awards	Research	1	25,424			6	111,543	2	12,000
	Other	1	5,001	1	46,000	6	64,101	3	69,827
	Instruction	0	-			0	-	0	-
	Clinical	0	-			0	-	0	-
	Totals	2	30,425	1	46,000	12	175,644	5	81,827
EDUCATION									
Proposals		6	4,533,752	1	9,988	26	9,529,957	18	7,010,169
Awards	Research	0	-	0	-	5	157,080	3	261,731
	Other	0	-	0	-	3	497,336	3	740,559
	Instruction	2	344,311	0	-	13	2,426,337	3	617,198
	Clinical	0	-	0	-	0	-	0	-
	Totals	2	344,311	0	-	21	3,080,753	9	1,619,488
ENGINEERING									
Proposals		28	7,855,084	26	10,285,629	269	139,739,008	248	155,879,293
Awards	Research	26	707,231	24	6,891,010	252	28,354,475	262	31,317,675
	Other	1	4,000	4	249,113	24	729,560	24	714,243
	Instruction	0	-	1	12,500	15	369,553	11	699,242
	Clinical	0	-	0	-	0	-	0	-
	Totals	27	711,231	29	7,152,623	291	29,453,588	297	32,731,160
FINE ARTS									
Proposals		0	-	1	20,500	1	1,500	4	242,543
Awards	Research	0	-	0	-	0	-	0	-
	Other	0	-	0	-	0	-	2	32,500
	Instruction	1	44,000	0	-	1	44,000	2	23,500
	Clinical	0	-	0	-	0	-	0	-
	Totals	1	44,000	0	-	1	44,000	4	56,000

		April 2004		April 2003		FISCAL YEAR TO DATE (7/03-4/04)		FISCAL YEAR TO DATE (7/02-4/03)	
		<u>No.</u>	<u>Total Amt.</u>	<u>No.</u>	<u>Total Amt.</u>	<u>No.</u>	<u>Total Amt.</u>	<u>No.</u>	<u>Total Amt.</u>
GRADUATE SCHOOL									
<i>Proposals</i>		0	-	0	-	0	-	2	122,475
<i>Awards</i>	Research	0	-	0	-	0	-	1	37,270
	Other	0	-	0	-	0	-	0	-
	Instruction	0	-	0	-	0	-	0	-
	Clinical	0	-	0	-	0	-	0	-
	<i>Totals</i>	0	-	0	-	0	-	1	37,270
HEALTH									
<i>Proposals</i>		3	264,795	1	1,732,136	23	6,820,359	22	8,872,805
<i>Awards</i>	Research	0	-	0	-	8	186,059	9	209,908
	Other	0	-	1	74,834	11	481,831	12	595,219
	Instruction	0	-	0	-	1	57,833	2	81,447
	Clinical	0	-	0	-	0	-	0	-
	<i>Totals</i>	0	-	1	74,834	20	725,723	23	886,574
HUMANITIES									
<i>Proposals</i>		1	1,500	1	29,591	22	10,644,828	15	2,398,069
<i>Awards</i>	Research	0	-	0	-	1	74,215	3	245,350
	Other	0	-	0	-	8	25,703	3	117,281
	Instruction	1	155,000	0	-	5	628,504	1	143,000
	Clinical	0	-	0	-	0	-	0	-
	<i>Totals</i>	1	155,000	0	-	14	728,422	7	505,631
LAW									
<i>Proposals</i>		2	11,175	0	-	3	12,175	0	-
<i>Awards</i>	Research	0	-	0	-	0	-	0	-
	Other	0	-	0	-	1	1,000	0	-
	Instruction	0	-	0	-	0	-	0	-
	Clinical	0	-	0	-	0	-	0	-
	<i>Totals</i>	0	-	0	-	1	1,000	0	-
MEDICINE									
<i>Proposals</i>		42	13,787,900	32	8,477,880	619	366,134,966	479	280,728,569
<i>Awards</i>	Research	44	5,726,833	35	4,270,256	529	85,223,558	482	78,095,807
	Other	13	338,838	11	995,283	125	8,209,247	134	9,647,133
	Instruction	6	606,225	6	1,227,856	68	8,262,194	56	6,727,608
	Clinical	23	535,648	7	293,631	183	10,373,551	101	8,646,701
	<i>Totals</i>	86	7,207,544	59	6,787,026	905	112,068,550	773	103,117,249
MINES & EARTH SCIENCES									
<i>Proposals</i>		9	2,181,057	4	2,347,008	82	19,031,756	101	24,870,558
<i>Awards</i>	Research	19	1,410,795	5	310,582	92	5,822,948	76	3,338,748
	Other	0	-	4	165,392	18	413,228	36	1,672,017
	Instruction	0	-	0	-	0	-	0	-
	Clinical	0	-	0	-	0	-	0	-
	<i>Totals</i>	19	1,410,795	9	475,974	110	6,236,176	112	5,010,765

	April 2004		April 2003		FISCAL YEAR TO DATE (7/03-4/04)		FISCAL YEAR TO DATE (7/02-4/03)	
	<u>No.</u>	<u>Total Amt.</u>	<u>No.</u>	<u>Total Amt.</u>	<u>No.</u>	<u>Total Amt.</u>	<u>No.</u>	<u>Total Amt.</u>
NURSING								
<i>Proposals</i>	1	48,656	0	-	17	11,341,205	17	12,627,759

<i>Awards</i>	Research	0	-	0	-	14	1,811,346	10	1,577,938
	Other	0	-	0	-	5	564,377	1	433,360
	Instruction	0	-	1	95,773	4	860,012	1	95,773
	Clinical	0	-	0	-	0	-	0	-
	<i>Totals</i>	0	-	1	95,773	23	3,235,735	12	2,107,071

PHARMACY

<i>Proposals</i>	10	3,767,063	7	1,713,144	117	67,471,866	76	45,325,067
------------------	----	-----------	---	-----------	-----	------------	----	------------

<i>Awards</i>	Research	13	1,246,637	4	1,387,088	63	9,461,883	62	11,035,085
	Other	5	517,468	1	48,717	45	7,950,944	18	1,240,624
	Instruction	0	-	0	-	4	268,635	9	487,037
	Clinical	1	49,813	0	-	4	223,928	3	96,406
	<i>Totals</i>	19	1,813,918	5	1,435,805	116	17,905,390	92	12,859,152

SCIENCE

<i>Proposals</i>	6	1,354,153	10	10,680,351	154	96,084,116	164	114,302,617
------------------	---	-----------	----	------------	-----	------------	-----	-------------

<i>Awards</i>	Research	27	4,751,283	20	2,559,836	177	26,534,927	190	21,970,588
	Other	0	-	1	100,000	2	73,505	6	313,965
	Instruction	0	-	0	-	9	1,225,605	6	986,784
	Clinical	0	-	0	-	0	-	0	-
	<i>Totals</i>	27	4,751,283	21	2,659,836	188	27,834,037	202	23,271,337

SOCIAL & BEHAVIORAL SCIENCES

<i>Proposals</i>	5	1,556,741	4	668,454	62	16,529,019	37	16,604,691
------------------	---	-----------	---	---------	----	------------	----	------------

<i>Awards</i>	Research	3	794,396	2	486,918	42	4,502,025	29	2,839,535
	Other	0	-	0	-	13	2,605,394	13	258,545
	Instruction	0	-	1	1,514,702	0	-	2	1,568,769
	Clinical	0	-	0	-	0	-	0	-
	<i>Totals</i>	3	794,396	3	2,001,620	55	7,107,419	44	4,666,849

SOCIAL WORK

<i>Proposals</i>	1	40,500	3	942,188	20	5,835,930	20	3,796,397
------------------	---	--------	---	---------	----	-----------	----	-----------

<i>Awards</i>	Research	0	-	0	-	19	1,910,199	6	426,097
	Other	2	13,286	2	90,278	21	435,095	22	2,189,594
	Instruction	0	-	0	-	0	-	0	-
	Clinical	0	-	0	-	0	-	0	-
	<i>Totals</i>	2	13,286	2	90,278	40	2,345,294	28	2,615,691

SR VP FOR ACADEMIC AFFAIRS*

<i>Proposals</i>	3	575,682	2	819,815	13	4,450,186	19	3,291,518
------------------	---	---------	---	---------	----	-----------	----	-----------

<i>Awards</i>	Research	1	2,300	1	20,000	6	63,300	7	279,526
	Other	2	160,000	0	-	10	1,062,413	9	271,094
	Instruction	0	-	0	-	1	149,059	0	-
	Clinical	0	-	0	-	0	-	0	-
	<i>Totals</i>	3	162,300	1	20,000	17	1,274,772	16	550,620

		April 2004		April 2003		FISCAL YEAR TO DATE (7/03-4/04)		FISCAL YEAR TO DATE (7/02-4/03)	
		<u>No.</u>	<u>Total Amt.</u>	<u>No.</u>	<u>Total Amt.</u>	<u>No.</u>	<u>Total Amt.</u>	<u>No.</u>	<u>Total Amt.</u>
VP FOR ADMINISTRATIVE SERVICES*									
<i>Proposals</i>		0	-	0	-	1	7,330	0	-
<i>Awards</i>	Research	0	-	0	-	0	-	0	-
	Other	0	-	0	-	1	6,597	0	-
	Instruction	0	-	0	-	0	-	0	-
	Clinical	0	-	0	-	0	-	0	-
	<i>Totals</i>	0	-	0	-	1	6,597	0	-
SR VP FOR HEALTH SCIENCES*									
<i>Proposals</i>		4	850,354	6	3,150,277	80	71,474,072	73	72,474,470
<i>Awards</i>	Research	5	492,971	7	982,255	93	21,339,426	118	23,563,182
	Other	2	25,500	2	107,695	18	2,927,984	35	5,223,819
	Instruction	2	460,316	3	455,821	7	708,608	7	574,326
	Clinical	0	-	1	32,000	16	751,204	9	1,001,252
	<i>Totals</i>	9	978,787	13	1,577,771	134	25,727,222	169	30,362,579
VP FOR RESEARCH*									
<i>Proposals</i>		3	417,180	1	112,336	10	4,722,382	8	8,392,300
<i>Awards</i>	Research	0	-	0	-	10	943,807	2	1,621,083
	Other	2	64,430	2	119,380	9	535,163	18	795,339
	Instruction	0	-	0	-	0	-	0	-
	Clinical	0	-	0	-	0	-	0	-
	<i>Totals</i>	2	64,430	2	119,380	19	1,478,970	20	2,416,422
VP FOR STUDENT AFFAIRS & SERVICES*									
<i>Proposals</i>		0	-	0	-	3	241,413	2	2,541,225
<i>Awards</i>	Research	0	-	0	-	2	375,159	1	75,251
	Other	1	25,846	0	-	5	67,327	4	40,500
	Instruction	0	-	0	-	3	207,655	3	499,365
	Clinical	0	-	0	-	0	-	0	-
	<i>Totals</i>	1	25,846	0	-	10	650,141	8	615,116
VP FOR UNIVERSITY RELATIONS*									
<i>Proposals</i>		2	452,581	1	28,267	15	2,144,386	6	335,260
<i>Awards</i>	Research	0	-	0	-	1	35,133	1	23,767
	Other	0	-	0	-	8	545,524	5	215,501
	Instruction	0	-	0	-	0	-	0	-
	Clinical	0	-	0	-	0	-	0	-
	<i>Totals</i>	0	-	0	-	9	580,657	6	239,268
Totals, Proposals		128	\$39,124,000	101	\$41,063,564	1,551	\$836,022,399	1,330	\$765,499,206
Totals, AWARDS		204	\$18,507,552	147	\$22,536,920	1,989	\$240,660,606	1,831	\$223,804,077

* Amounts for Vice-Presidents' Offices may reflect activity by Institutes, Centers & other discrete organizational entities that report directly to their cognizant Vice Presidents, rather than to a College or Graduate School.