

DATE: April 22, 2004

TO: A. Lorris Betz
 FROM: Raymond F. Gesteland

SUBJECT: 5-Part Monthly Activity Report

Part I of V--RESEARCH ACTIVITY SUMMARY

	March 2004		March 2003		FISCAL YEAR TO DATE (7/03-3/04)		FISCAL YEAR TO DATE (7/02-3/03)	
	<u>No.</u>	<u>Total Amt.</u>	<u>No.</u>	<u>Total Amt.</u>	<u>No.</u>	<u>Total Amt.</u>	<u>No.</u>	<u>Total Amt.</u>
PROPOSALS*	129	\$ 47,598,632	127	\$ 65,781,022	1,424	\$ 796,934,399	1,229	\$ 724,435,642
AWARDS								
Research	146	\$15,687,758	104	\$12,631,335	1,178	\$171,845,891	1,170	\$160,112,734
Other	35	4,318,724	26	640,346	306	26,051,385	318	22,538,298
Instruction	5	187,576	7	360,408	118	13,448,056	91	9,197,397
Clinical	16	1,059,711	9	385,028	183	10,807,722	105	9,418,728
SUBTOTALS	202	21,253,769	146	14,017,117	1,785	222,153,054	1,684	201,267,157
Fellowships & Financial Aids		156,666		1,718,466		15,288,537		14,378,387
ALL AWARD TOTALS		\$ 21,410,435		\$ 15,735,583		\$ 237,441,591		\$ 215,645,544

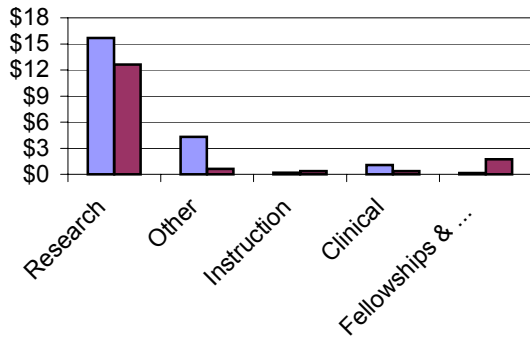
cc: Coralie Alder
 James R. Bardsley
 A. Lorris Betz
 Jeffrey R. Botkin
 Paul Brinkman
 Jayne Carney
 Arnold B. Combe
 Fred C. Esplin
 John G. Francis
 Raymond F. Gesteland
 Jerry Kaplan
 Richard E. Kendell
 Elliott C. Kulakowski
 Gary D. Levy
 Nancy Lyon
 J. Michael Mattsson
 Barbara K. Nielsen
 David W. Pershing
 Ronald J. Pugmire
 Lee Siegel
 Laura Snow
 Kimberly Wirthlin

Raymond F. Gesteland
 Vice-President for Research

Part I of V Summary of University Research Activity March 2004

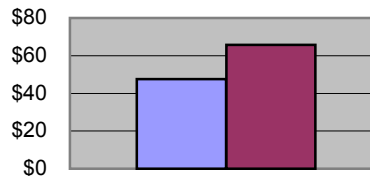
March 2004 vs. March 2003

Awards, In Millions



■ Awards This Month
■ Awards, Same Month Last Year

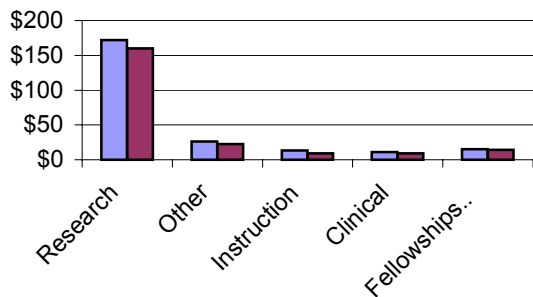
Proposals, In Millions



■ All Proposals, This Month
■ All Proposals, Same Month Last Year

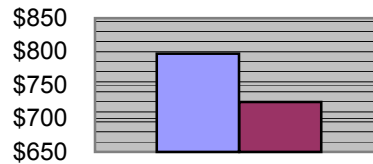
FYTD March 2004 vs. FYTD March 2003

Awards, In Millions



■ Awards, This Fiscal Year To Date
■ Awards, Same Month Last Fiscal Year To Date

Proposals, In Millions



■ All Proposals, This Fiscal Year To Date
■ All Proposals, Last Fiscal Year To Date

VICE-PRESIDENT FOR RESEARCH

March 2004

Part II of V--PROPOSALS AND AWARDS OVER \$2 MILLION

DATE: April 22, 2004

PROPOSALS

	<i>Department</i>	<i>Sponsor Name</i>	<i>Proposal Title</i>	<i>Start Date</i>	<i>End Date</i>	<i>Total Amount</i>
College of Engineering						
Rabbitt, Richard D	Bioengineering	Public Health Service Natl Instit Biomed Imag/ Engineer	Biomechanics Of The Semi Circular Canals.	10/1/04	9/30/08	\$2,453,107
Pugmire, Ronald J	Chem & Fuels Engineering	Univ of Kentucky (Prime NSF)	Institute For Combustion Aerosol Research.	8/1/04	7/31/09	\$2,246,181
Medicine						
Marc, Robert E	Ophthalmology	Public Health Service Natl Inst Of Arth Musculo	Micromolecular Phenotyping.	10/1/04	9/30/07	\$3,661,743
Cheung, Alfred K	Internal Medicine	Public Health Service Natl Inst Diabet Digest K	Effect Of High-Flux Dialysis On Biomarkers.	9/30/04	9/29/09	\$2,741,300

AWARDS

There were no awards over \$2 million in March 2004.

VICE-PRESIDENT FOR RESEARCH
March 2004
Part III of V--AWARDS BY SPONSOR

DATE: April 22, 2004

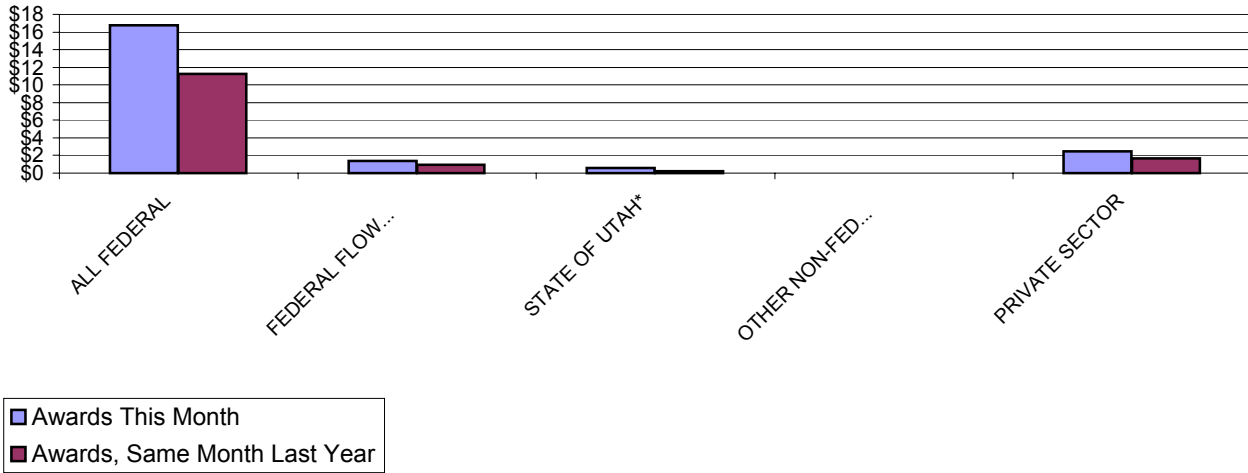
	March 2004		March 2003		FISCAL YEAR TO DATE (7/03-3/04)		FISCAL YEAR TO DATE (7/02-3/03)	
	<u>No.</u>	<u>Total Amt.</u>	<u>No.</u>	<u>Total Amt.</u>	<u>No.</u>	<u>Total Amt.</u>	<u>No.</u>	<u>Total Amt.</u>
ALL FEDERAL	99	\$ 16,790,037	77	\$ 11,218,690	783	\$ 150,925,606	753	\$ 136,344,144
<i>Misc. Federal Agencies</i>	1	288	0	-	11	2,053,321	5	684,292
Nat'l Aeronaut/Space Adm	0	-	3	211,828	14	988,893	20	1,220,409
Nat'l Endowmt/Humanities	1	40,000	0	-	3	67,402	1	107,331
Nat'l Science Foundation	14	2,754,617	7	741,334	126	21,594,101	109	17,232,605
US Dept of Agriculture	0	-	0	-	1	74,960	1	134,510
US Dept of Commerce	0	-	0	-	7	502,663	6	237,271
US Dept of Defense	6	320,299	4	33,614	32	3,806,097	40	3,913,994
US Dept of Education	0	-	0	-	14	2,467,312	11	2,127,121
US Dept of Energy	2	254,149	3	226,974	43	4,710,735	57	6,615,440
US Dept of the Interior	2	190,000	2	26,079	27	1,038,084	28	1,431,190
US Dept of Transportation	0	-	1	25,000	1	61,826	1	25,000
US Environmental Prot Agcy	0	-	0	-	11	2,235,400	2	100,000
US Health & Human Servs	73	13,230,684	57	9,953,861	493	111,324,812	472	102,514,981
US Veterans Admin	0	-	0	-	0	-	0	-
FEDERAL FLOW-DOWN	33	\$1,388,117	20	912,340	321	20,060,053	286	14,649,236
STATE OF UTAH*	6	609,237	7	223,119	119	6,892,176	98	6,689,065
OTHER NON-FED GOVT.	0	-	0	-	9	353,061	7	176,149
PRIVATE SECTOR	64	2,466,378	42	1,662,968	553	43,922,158	540	43,408,563
Commercial Sponsors	48	1,941,413	23	1,051,053	351	23,174,642	317	19,797,740
Not-For-Profit Sponsors	16	524,965	19	611,915	202	20,747,516	223	23,610,823
GRAND TOTALS	202	\$ 21,253,769	146	\$ 14,017,117	1785	\$ 222,153,054	1684	\$ 201,267,157

* State of Utah direct and prime flow-down sponsorship

Part III of V Summary of Awards by Sponsor March 2004

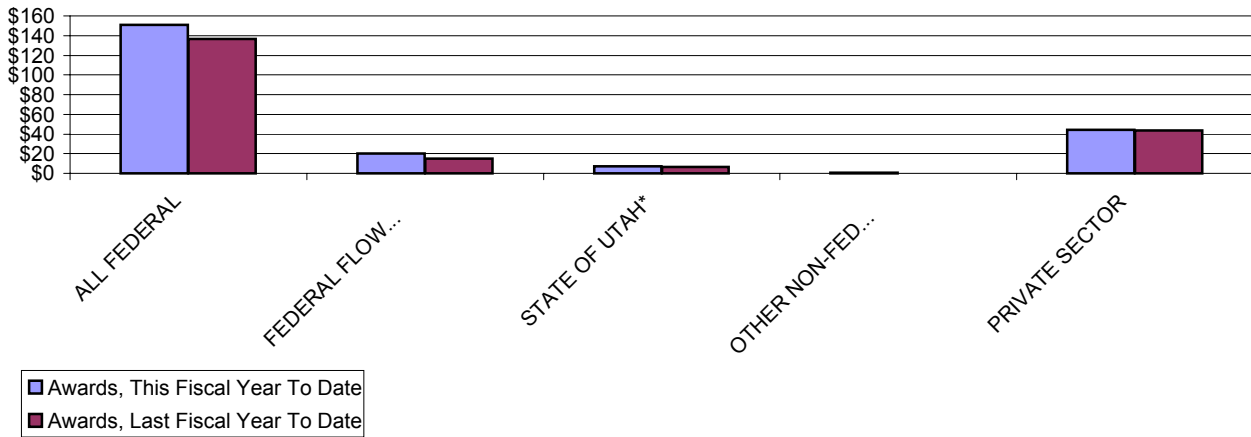
March 2004 vs. March 2003

Awards, In Millions



FYTD March 2004 vs. FYTD March 2003

Awards, In Millions



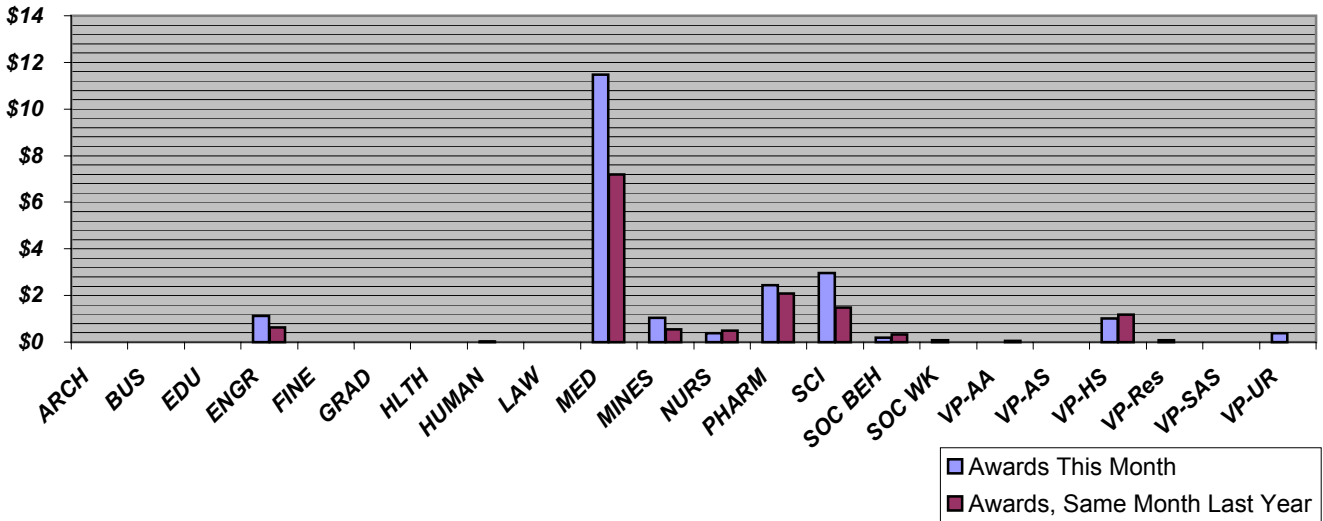
VICE-PRESIDENT FOR RESEARCH
March 2004
Part IV of V--AWARDS BY COLLEGE

DATE: April 22, 2004

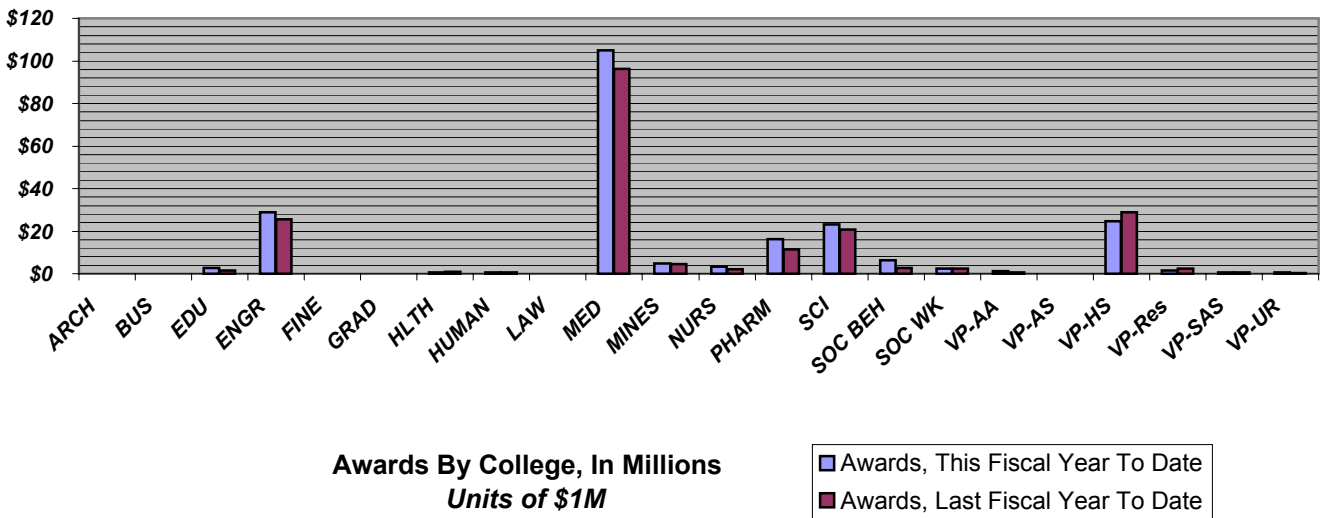
	March 2004		March 2003		FISCAL YEAR TO DATE (7/03-3/04)		FISCAL YEAR TO DATE (7/02-3/03)	
	<u>No.</u>	<u>Total Amt.</u>	<u>No.</u>	<u>Total Amt.</u>	<u>No.</u>	<u>Total Amt.</u>	<u>No.</u>	<u>Total Amt.</u>
ARCHITECTURE	0	-	0	-	2	516	3	54,008
BUSINESS	1	2,550	1	10,000	10	145,219	4	35,827
EDUCATION	0	-	0	-	19	2,736,442	9	1,619,488
ENGINEERING	36	1,138,642	13	620,208	264	28,742,357	268	25,578,537
FINE ARTS	0	-	0	-	0	-	4	56,000
GRADUATE SCHOOL	0	-	0	-	0	-	1	37,270
HEALTH	1	4,088	1	10,798	20	725,723	22	811,740
HUMANITIES	1	40,000	0	-	13	573,422	7	505,631
LAW	0	-	0	-	1	1,000	0	-
MEDICINE	89	11,483,022	62	7,178,925	819	104,861,006	714	96,330,223
MINES & EARTH SCIENCES	10	1,037,423	11	543,426	91	4,825,381	103	4,534,791
NURSING	3	393,094	1	483,842	23	3,235,735	11	2,011,298
PHARMACY	15	2,437,942	16	2,091,110	97	16,091,472	87	11,423,347
SCIENCE	18	2,965,907	13	1,495,225	161	23,082,754	181	20,611,501
SOCIAL & BEHAVIORAL SCIENCES	6	191,948	3	326,099	52	6,313,023	41	2,665,229
SOCIAL WORK	3	87,846	1	2,700	38	2,332,008	26	2,525,413
VP/ACADEMIC AFFAIRS	0	-	2	64,500	14	1,112,472	15	530,620
VP/ADMINISTRATIVE SERVICES	0	-	0	-	1	6,597	0	-
VP/HEALTH SCIENCES	17	1,017,258	21	1,176,656	125	24,748,435	156	28,784,808
VP/RESEARCH	1	83,311	1	13,628	17	1,414,540	18	2,297,042
VP/STUDENT AFFAIRS & SERVICES	0	-	0	-	9	624,295	8	615,116
VP/UNIVERSITY RELATIONS	1	370,738	0	-	9	580,657	6	239,268
GRAND TOTALS	202	\$21,253,769	146	\$14,017,117	1,785	\$222,153,054	1,684	\$201,267,157

Part IV of V Summary of Awards by College March 2004

March 2004 vs. March 2003



FYTD March 2004 vs. FYTD March 2003



VICE-PRESIDENT FOR RESEARCH
March 2004
Part V of V--GENERAL COLLEGE ACTIVITY

DATE: April 22, 2004

		March 2004		March 2003		FISCAL YEAR TO DATE (7/03-3/04)		FISCAL YEAR TO DATE (7/02-3/03)	
		No.	Total Amt.	No.	Total Amt.	No.	Total Amt.	No.	Total Amt.
ARCHITECTURE									
Proposals		0	-	0	-	1	2,500	1	2,500
Awards	Research	0	-	0	-	1	4,591	2	52,638
	Other	0	-	0	-	1	(4,075)	1	1,370
	Instruction	0	-	0	-	0	-	0	-
	Clinical	0	-	0	-	0	-	0	-
	Totals	0	-	0	-	2	516	3	54,008
BUSINESS									
Proposals		3	777,201	1	58,148	11	2,377,618	17	5,634,921
Awards	Research	0	-	1	10,000	5	86,119	2	12,000
	Other	1	2,550	0	-	5	59,100	2	23,827
	Instruction	0	-	0	-	0	-	0	-
	Clinical	0	-	0	-	0	-	0	-
	Totals	1	2,550	1	10,000	10	145,219	4	35,827
EDUCATION									
Proposals		4	1,892,060	3	2,065,582	20	4,996,205	17	7,000,181
Awards	Research	0	-	0	-	6	307,167	3	261,731
	Other	0	-	0	-	3	497,336	3	740,559
	Instruction	0	-	0	-	10	1,931,939	3	617,198
	Clinical	0	-	0	-	0	-	0	-
	Totals	0	-	0	-	19	2,736,442	9	1,619,488
ENGINEERING									
Proposals		30	14,256,459	25	17,926,804	241	131,883,924	222	145,593,664
Awards	Research	32	918,186	12	610,208	226	27,647,244	238	24,426,665
	Other	4	220,456	1	10,000	23	725,560	20	465,130
	Instruction	0	-	0	-	15	369,553	10	686,742
	Clinical	0	-	0	-	0	-	0	-
	Totals	36	1,138,642	13	620,208	264	28,742,357	268	25,578,537
FINE ARTS									
Proposals		0	-	0	-	1	1,500	3	222,043
Awards	Research	0	-	0	-	0	-	0	-
	Other	0	-	0	-	0	-	2	32,500
	Instruction	0	-	0	-	0	-	2	23,500
	Clinical	0	-	0	-	0	-	0	-
	Totals	0	-	0	-	0	-	4	56,000

	March 2004		March 2003		FISCAL YEAR TO DATE (7/03-3/04)		FISCAL YEAR TO DATE (7/02-3/03)	
	<u>No.</u>	<u>Total Amt.</u>	<u>No.</u>	<u>Total Amt.</u>	<u>No.</u>	<u>Total Amt.</u>	<u>No.</u>	<u>Total Amt.</u>
GRADUATE SCHOOL								
<i>Proposals</i>	0	-	0	-	0	-	2	122,475

<i>Awards</i>	Research	0	-	0	-	0	-	1	37,270
	Other	0	-	0	-	0	-	0	-
	Instruction	0	-	0	-	0	-	0	-
	Clinical	0	-	0	-	0	-	0	-
	<i>Totals</i>	0	-	0	-	0	-	1	37,270

HEALTH

<i>Proposals</i>	3	1,610,088	4	2,569,745	20	6,555,564	21	7,140,669
------------------	---	-----------	---	-----------	----	-----------	----	-----------

<i>Awards</i>	Research	1	4,088	0	-	8	186,059	9	209,908
	Other	0	-	1	10,798	11	481,831	11	520,385
	Instruction	0	-	0	-	1	57,833	2	81,447
	Clinical	0	-	0	-	0	-	0	-
	<i>Totals</i>	1	4,088	1	10,798	20	725,723	22	811,740

HUMANITIES

<i>Proposals</i>	4	831,312	1	455,261	21	10,643,328	14	2,368,478
------------------	---	---------	---	---------	----	------------	----	-----------

<i>Awards</i>	Research	0	-	0	-	1	74,215	3	245,350
	Other	0	-	0	-	8	25,703	3	117,281
	Instruction	1	40,000	0	-	4	473,504	1	143,000
	Clinical	0	-	0	-	0	-	0	-
	<i>Totals</i>	1	40,000	0	-	13	573,422	7	505,631

LAW

<i>Proposals</i>	0	-	0	-	1	1,000	0	-
------------------	---	---	---	---	---	-------	---	---

<i>Awards</i>	Research	0	-	0	-	0	-	0	-
	Other	0	-	0	-	1	1,000	0	-
	Instruction	0	-	0	-	0	-	0	-
	Clinical	0	-	0	-	0	-	0	-
	<i>Totals</i>	0	-	0	-	1	1,000	0	-

MEDICINE

<i>Proposals</i>	43	16,878,311	46	26,499,227	578	352,383,066	447	272,250,689
------------------	----	------------	----	------------	-----	-------------	-----	-------------

<i>Awards</i>	Research	59	6,908,738	40	6,356,311	485	79,496,725	447	73,825,551
	Other	13	3,342,397	13	348,206	113	7,883,909	123	8,651,850
	Instruction	3	141,576	1	78,160	62	7,655,969	50	5,499,752
	Clinical	14	1,090,311	8	396,248	159	9,824,403	94	8,353,070
	<i>Totals</i>	89	11,483,022	62	7,178,925	819	104,861,006	714	96,330,223

MINES & EARTH SCIENCES

<i>Proposals</i>	3	1,007,609	9	4,582,302	73	16,850,699	97	22,523,550
------------------	---	-----------	---	-----------	----	------------	----	------------

<i>Awards</i>	Research	8	861,328	8	468,937	73	4,412,153	73	3,065,666
	Other	2	176,095	3	74,489	18	413,228	30	1,469,125
	Instruction	0	-	0	-	0	-	0	-
	Clinical	0	-	0	-	0	-	0	-
	<i>Totals</i>	10	1,037,423	11	543,426	91	4,825,381	103	4,534,791

	March 2004		March 2003		FISCAL YEAR TO DATE (7/03-3/04)		FISCAL YEAR TO DATE (7/02-3/03)	
	<u>No.</u>	<u>Total Amt.</u>	<u>No.</u>	<u>Total Amt.</u>	<u>No.</u>	<u>Total Amt.</u>	<u>No.</u>	<u>Total Amt.</u>
NURSING								
<i>Proposals</i>	0	-	1	112,125	16	11,292,549	17	12,627,759

<i>Awards</i>	Research	3	393,094	1	483,842	14	1,811,346	10	1,577,938
	Other	0	-	0	-	5	564,377	1	433,360
	Instruction	0	-	0	-	4	860,012	0	-
	Clinical	0	-	0	-	0	-	0	-
	<i>Totals</i>	3	393,094	1	483,842	23	3,235,735	11	2,011,298

PHARMACY

<i>Proposals</i>	9	1,683,401	10	4,531,198	107	63,704,803	69	43,611,923
------------------	---	-----------	----	-----------	-----	------------	----	------------

<i>Awards</i>	Research	10	2,437,942	10	1,810,570	50	8,215,246	58	9,647,997
	Other	5	-	1	6,000	40	7,433,476	17	1,191,907
	Instruction	0	-	4	285,760	4	268,635	9	487,037
	Clinical	0	-	1	(11,220)	3	174,115	3	96,406
	<i>Totals</i>	15	2,437,942	16	2,091,110	97	16,091,472	87	11,423,347

SCIENCE

<i>Proposals</i>	9	3,694,283	9	5,136,180	148	94,729,963	154	103,622,266
------------------	---	-----------	---	-----------	-----	------------	-----	-------------

<i>Awards</i>	Research	16	2,946,402	12	1,432,421	145	21,725,644	170	19,410,752
	Other	1	13,505	1	62,804	2	73,505	5	213,965
	Instruction	1	6,000	0	-	9	1,225,605	6	986,784
	Clinical	0	-	0	-	5	58,000	0	-
	<i>Totals</i>	18	2,965,907	13	1,495,225	161	23,082,754	181	20,611,501

SOCIAL & BEHAVIORAL SCIENCES

<i>Proposals</i>	8	754,533	1	210,000	58	15,049,457	33	15,936,237
------------------	---	---------	---	---------	----	------------	----	------------

<i>Awards</i>	Research	4	176,022	1	225,000	39	3,707,629	27	2,352,617
	Other	2	15,926	2	101,099	13	2,605,394	13	258,545
	Instruction	0	-	0	-	0	-	1	54,067
	Clinical	0	-	0	-	0	-	0	-
	<i>Totals</i>	6	191,948	3	326,099	52	6,313,023	41	2,665,229

SOCIAL WORK

<i>Proposals</i>	1	36,000	2	306,543	19	5,795,430	17	2,854,209
------------------	---	--------	---	---------	----	-----------	----	-----------

<i>Awards</i>	Research	0	-	1	2,700	19	1,910,199	6	426,097
	Other	3	87,846	0	-	19	421,809	20	2,099,316
	Instruction	0	-	0	-	0	-	0	-
	Clinical	0	-	0	-	0	-	0	-
	<i>Totals</i>	3	87,846	1	2,700	38	2,332,008	26	2,525,413

SR VP FOR ACADEMIC AFFAIRS*

<i>Proposals</i>	2	232,832	2	128,755	9	3,797,325	17	2,471,703
------------------	---	---------	---	---------	---	-----------	----	-----------

<i>Awards</i>	Research	0	-	2	64,500	5	61,000	6	259,526
	Other	0	-	0	-	8	902,413	9	271,094
	Instruction	0	-	0	-	1	149,059	0	-
	Clinical	0	-	0	-	0	-	0	-
	<i>Totals</i>	0	-	2	64,500	14	1,112,472	15	530,620

		March 2004		March 2003		FISCAL YEAR TO DATE (7/03-3/04)		FISCAL YEAR TO DATE (7/02-3/03)	
		<u>No.</u>	<u>Total Amt.</u>	<u>No.</u>	<u>Total Amt.</u>	<u>No.</u>	<u>Total Amt.</u>	<u>No.</u>	<u>Total Amt.</u>
VP FOR ADMINISTRATIVE SERVICES*									
Proposals		0	-	0	-	1	7,330	0	-
Awards	Research	0	-	0	-	0	-	0	-
	Other	0	-	0	-	1	6,597	0	-
	Instruction	0	-	0	-	0	-	0	-
	Clinical	0	-	0	-	0	-	0	-
	Totals	0	-	0	-	1	6,597	0	-
SR VP FOR HEALTH SCIENCES*									
Proposals		7	3,651,385	11	1,011,352	76	70,623,718	67	69,324,193
Awards	Research	13	1,041,958	16	1,166,846	88	20,846,455	111	22,580,927
	Other	2	5,900	3	13,322	16	2,902,484	33	5,116,124
	Instruction	0	-	2	(3,512)	5	248,292	4	118,505
	Clinical	2	(30,600)	0	-	16	751,204	8	969,252
	Totals	17	1,017,258	21	1,176,656	125	24,748,435	156	28,784,808
VP FOR RESEARCH*									
Proposals		1	83,311	1	96,000	7	4,305,202	7	8,279,964
Awards	Research	0	-	0	-	10	943,807	2	1,621,083
	Other	1	83,311	1	13,628	7	470,733	16	675,959
	Instruction	0	-	0	-	0	-	0	-
	Clinical	0	-	0	-	0	-	0	-
	Totals	1	83,311	1	13,628	17	1,414,540	18	2,297,042
VP FOR STUDENT AFFAIRS & SERVICES*									
Proposals		1	189,847	0	-	3	241,413	2	2,541,225
Awards	Research	0	-	0	-	2	375,159	1	75,251
	Other	0	-	0	-	4	41,481	4	40,500
	Instruction	0	-	0	-	3	207,655	3	499,365
	Clinical	0	-	0	-	0	-	0	-
	Totals	0	-	0	-	9	624,295	8	615,116
VP FOR UNIVERSITY RELATIONS*									
Proposals		1	20,000	1	91,800	13	1,691,805	5	306,993
Awards	Research	0	-	0	-	1	35,133	1	23,767
	Other	1	370,738	0	-	8	545,524	5	215,501
	Instruction	0	-	0	-	0	-	0	-
	Clinical	0	-	0	-	0	-	0	-
	Totals	1	370,738	0	-	9	580,657	6	239,268
Totals, Proposals		129	\$47,598,632	127	\$65,781,022	1,424	\$796,934,399	1,229	\$724,435,642
Totals, AWARDS		202	\$21,253,769	146	\$14,017,117	1,785	\$222,153,054	1,684	\$201,267,157

* Amounts for Vice-Presidents' Offices may reflect activity by Institutes, Centers & other discrete organizational entities that report directly to their cognizant Vice Presidents, rather than to a College or Graduate School.