

DATE: April 16, 2003

TO: J. Bernard Machen
 FROM: Raymond F. Gesteland
 SUBJECT: 5-Part Monthly Activity Report

Part I of V--RESEARCH ACTIVITY SUMMARY

	March 2003		March 2002		FISCAL YEAR TO DATE (7/02-3/03)		FISCAL YEAR TO DATE (7/01-3/02)	
	No.	Total Amt.	No.	Total Amt.	No.	Total Amt.	No.	Total Amt.
PROPOSALS*	127	\$ 65,781,022	123	\$ 28,912,021	1,229	\$ 724,435,642	1,211	\$ 606,415,968
AWARDS								
Research	104	\$12,631,335	119	\$15,997,850	1,177	\$160,312,384	1,198	\$154,315,685
Other	25	634,343	26	695,890	322	23,937,181	252	18,780,086
Instruction	7	360,408	9	1,116,840	83	7,804,318	122	8,875,547
Clinical	10	391,031	19	1,017,420	102	9,213,274	142	11,451,361
SUBTOTALS	146	14,017,117	173	18,828,000	1,684	201,267,157	1,714	193,422,679
Fellowships & Financial Aids		1,718,466		1,285,602		14,378,387		13,981,276
ALL AWARD TOTALS		\$ 15,735,583		\$ 20,113,602		\$ 215,645,544		\$ 207,403,955

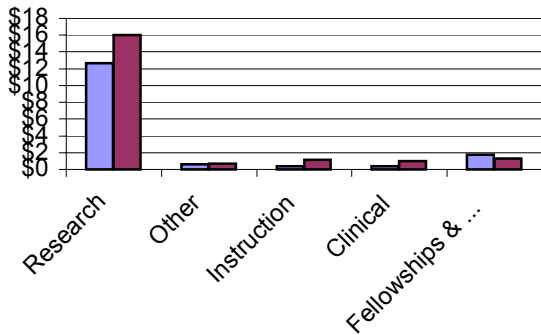
cc: Coralie Alder
 A. Lorris Betz
 Vincent Bogdanski
 Paul Brinkman
 Jayne Carney
 Arnold B. Combe
 Fred C. Esplin
 Cecelia H. Foxley
 John G. Francis
 Raymond F. Gesteland
 Peter L. Goss
 W. Ralph Hardy
 Jerry Kaplan
 Nancy Lyon
 J. Michael Mattsson
 Barbara K. Nielsen
 David W. Pershing
 Ronald J. Pugmire
 Lee Siegel
 Amy Sikalis
 Laura Snow
 Kimberly Wirthlin

 Raymond F. Gesteland
 Vice-President for Research

Part I of V Summary of University Research Activity March 2003

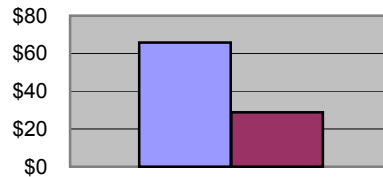
March 2003 vs. March 2002

Awards, In Millions



■ Awards This Month
■ Awards, Same Month Last Year

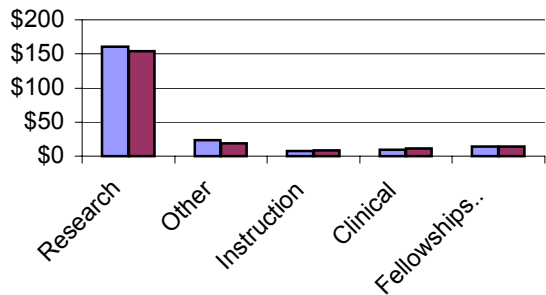
Proposals, In Millions



■ All Proposals, This Month
■ All Proposals, Same Month Last Year

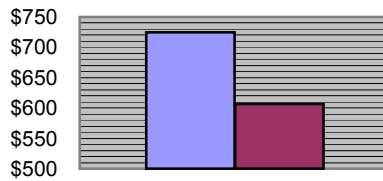
FYTD March 2003 vs. FYTD March 2002

Awards, In Millions



■ Awards, This Fiscal Year To Date
■ Awards, Same Month Last Fiscal Year To Date

Proposals, In Millions



■ All Proposals, This Fiscal Year To Date
■ All Proposals, Last Fiscal Year To Date

VICE-PRESIDENT FOR RESEARCH
March 2003
Part II of V--PROPOSALS AND AWARDS OVER \$2 MILLION

DATE: April 16, 2003

PROPOSALS

	<i>Department</i>	<i>Sponsor Name</i>	<i>Proposal Title</i>	<i>Start Date</i>	<i>End Date</i>	<i>Total Amount</i>
Brunvand, Erik L	School of Computing	DARPA/ Defense Advanced Research Projects Agency	Methods And Modules For Composable Asynchronous Systems.	10/1/2003	9/30/2006	\$2,437,600
Chatwin, Terrence D	College of Mines/Dean's Office	Molycorp Inc	Effect Of Weathering On The Stability Of Questa Mine-Rock Piles.	6/1/2003	6/30/2005	\$2,821,931
Cheung, Alfred K	Internal Medicine	PHS/Public Health Service	Daily Hemodialysis Clinical Trial.	9/30/2003	9/29/2007	\$3,750,000
Flanigan, Kevin M	Human Genetics	PHS/Public Health Service	Muscular Dystrophy Cooperative Research Centers.	9/30/2003	8/31/2008	\$7,915,743

AWARDS

<i>Department</i>	<i>Sponsor Name</i>	<i>Proposal Title</i>	<i>Start Date</i>	<i>End Date</i>	<i>Total Amount</i>
-------------------	---------------------	-----------------------	-------------------	-----------------	---------------------

There were no awards of \$2 million or greater in March 2003.

VICE-PRESIDENT FOR RESEARCH
March 2003
Part III of V--AWARDS BY SPONSOR

DATE: April 16, 2003

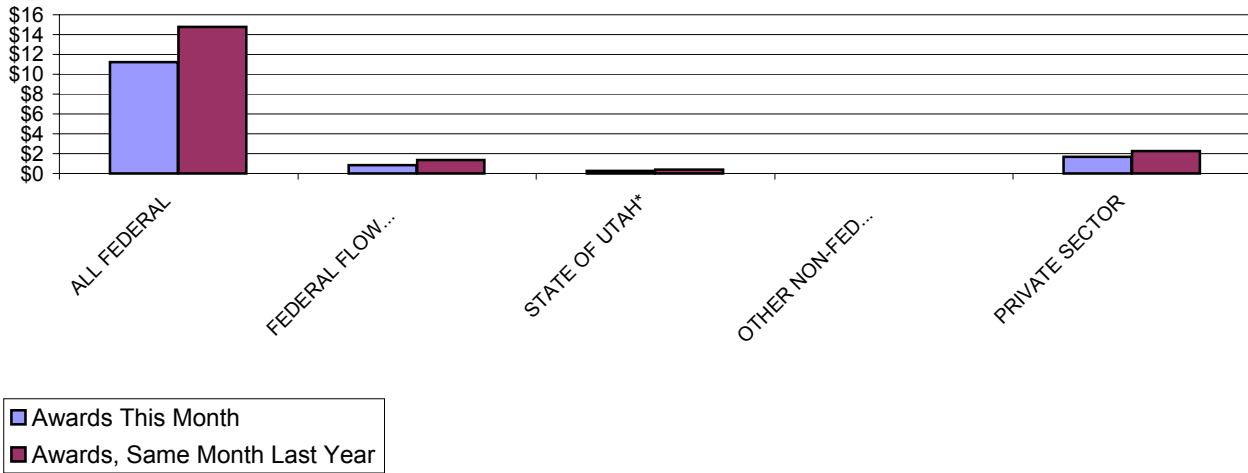
	March 2003		March 2002		FISCAL YEAR TO DATE (7/02-3/03)		FISCAL YEAR TO DATE (7/02-3/03)	
	<u>No.</u>	<u>Total Amt.</u>	<u>No.</u>	<u>Total Amt.</u>	<u>No.</u>	<u>Total Amt.</u>	<u>No.</u>	<u>Total Amt.</u>
ALL FEDERAL	77	\$ 11,218,690	85	\$ 14,783,088	758	\$ 136,500,375	723	\$ 129,039,564
<i>Misc. Federal Agencies</i>	0	-	1	150,000	5	684,292	12	1,514,898
Nat'l Aeronaut/Space Adm	3	211,828	0	-	20	1,220,409	19	1,227,968
Nat'l Endowmt/Humanities	0	-	0	-	1	107,331	2	29,993
Nat'l Science Foundation	7	741,334	15	1,150,727	109	17,232,605	109	13,189,540
US Dept of Agriculture	0	-	0	-	1	134,510	3	363,530
US Dept of Commerce	0	-	0	-	7	248,466	4	206,319
US Dept of Defense	4	33,614	4	162,452	40	3,913,994	38	3,856,792
US Dept of Education	0	-	0	-	11	2,127,121	15	2,375,670
US Dept of Energy	3	226,974	11	3,316,810	60	6,720,610	67	10,737,468
US Dept of the Interior	2	26,079	2	80,000	27	1,381,268	18	1,064,526
US Dept of Transportation	1	25,000	0	-	1	25,000	5	216,348
US Environmental Prot Agcy	0	-	0	-	2	100,000	1	5,000
US Health & Human Servs	57	9,953,861	52	9,923,099	474	102,604,769	430	94,251,512
US Veterans Admin	0	-	0	-	0	-	0	-
FEDERAL FLOW-DOWN	19	855,465	26	1,367,170	275	14,367,226	260	12,971,018
STATE OF UTAH*	8	279,994	14	413,944	103	6,785,840	127	6,635,398
OTHER NON-FED GOVT.	0	-	-	-	7	176,149	9	187,047
PRIVATE SECTOR	42	1,662,968	48	2,263,798	541	43,437,567	595	44,589,652
Commercial Sponsors	23	1,051,053	35	1,381,536	320	19,819,003	333	19,549,241
Not-For-Profit Sponsors	19	611,915	13	882,262	221	23,618,564	262	25,040,411
GRAND TOTALS	146	\$ 14,017,117	173	\$ 18,828,000	1,684	\$ 201,267,157	1,714	\$ 193,422,679

* State of Utah direct and prime flow-down sponsorship

Part III of V Summary of Awards by Sponsor March 2003

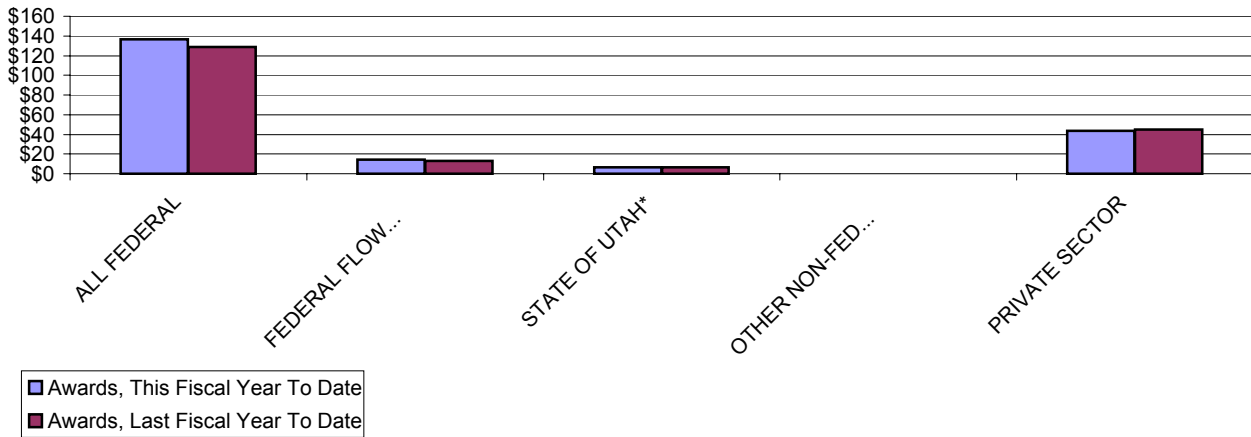
March 2003 vs. March 2002

Awards, In Millions



FYTD March 2003 vs. FYTD March 2002

Awards, In Millions



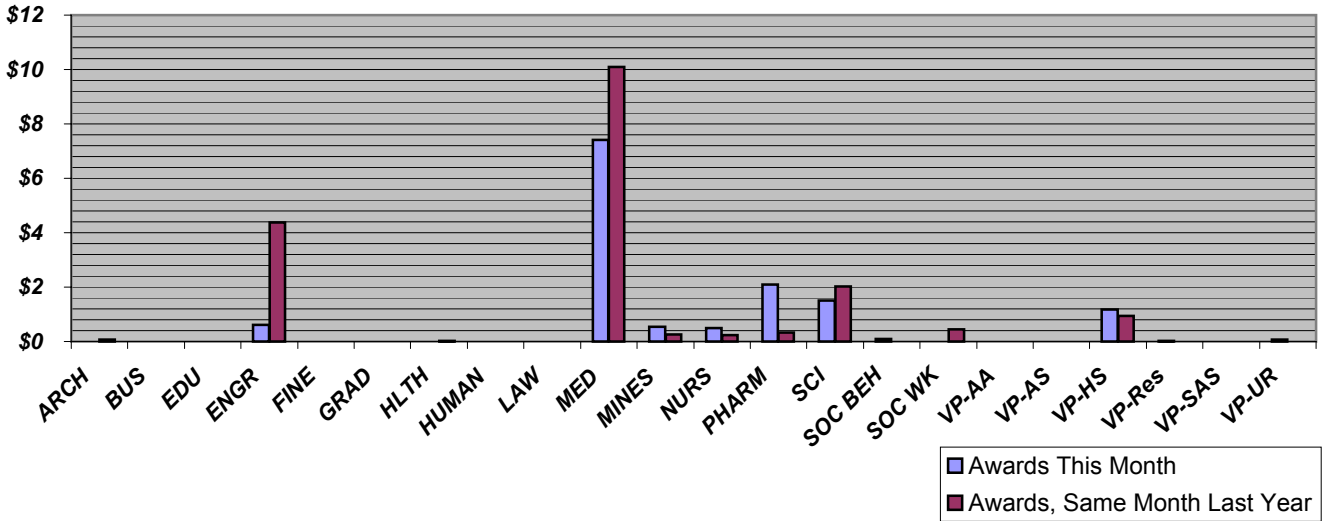
VICE-PRESIDENT FOR RESEARCH
March 2003
Part IV of V--AWARDS BY COLLEGE

DATE: April 16, 2003

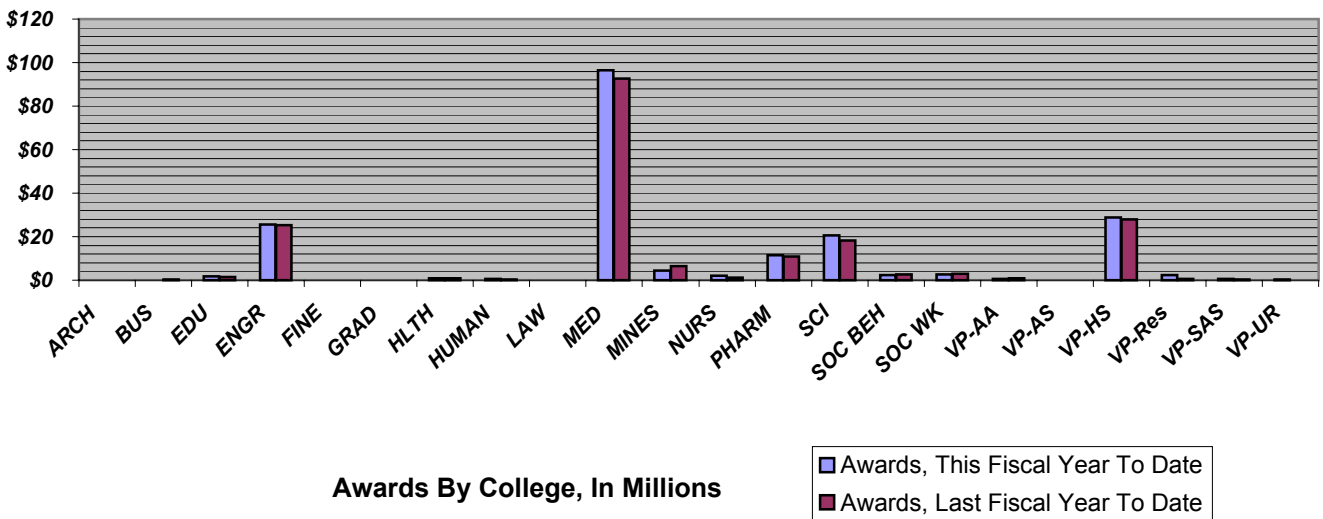
	March 2003		March 2002		FISCAL YEAR TO DATE (7/02-3/03)		FISCAL YEAR TO DATE (7/02-3/03)	
	<u>No.</u>	<u>Total Amt.</u>	<u>No.</u>	<u>Total Amt.</u>	<u>No.</u>	<u>Total Amt.</u>	<u>No.</u>	<u>Total Amt.</u>
ARCHITECTURE	0	-	1	64,510	3	54,008	3	74,067
BUSINESS	1	10,000	0	-	4	35,827	1	374,000
EDUCATION	0	-	0	-	11	1,708,007	10	1,481,910
ENGINEERING	13	620,208	35	4,378,194	266	25,490,018	297	25,319,564
FINE ARTS	0	-	0	-	4	56,000	2	22,000
GRADUATE SCHOOL	0	-	0	-	1	37,270	1	17,940
HEALTH	1	10,798	1	17,089	22	811,740	23	854,482
HUMANITIES	0	-	0	-	7	505,631	4	212,352
LAW	0	-	1	4,000	0	-	4	4,000
MEDICINE	63	7,403,925	79	10,104,100	714	96,424,292	711	92,524,912
MINES & EARTH SCIENCES	11	543,426	12	264,976	103	4,534,791	94	6,430,568
NURSING	1	483,842	2	245,082	11	2,011,298	16	1,182,814
PHARMACY	16	2,091,110	5	335,185	87	11,423,347	84	10,922,654
SCIENCE	13	1,495,225	21	2,016,957	181	20,611,501	171	18,375,690
SOCIAL & BEHAVIORAL SCIENCES	2	101,099	0	-	40	2,440,229	44	2,613,516
SOCIAL WORK	1	2,700	9	449,773	26	2,525,413	40	2,970,113
VP/ACADEMIC AFFAIRS	0	-	0	-	12	460,277	17	1,014,875
VP/ADMINISTRATIVE SERVICES	0	-	0	-	0	-	1	37,500
VP/HEALTH SCIENCES	21	1,176,656	6	948,134	157	28,915,739	163	27,813,179
VP/RESEARCH	1	13,628	0	-	18	2,297,042	13	650,716
VP/STUDENT AFFAIRS & SERVICES	0	-	0	-	8	615,116	8	426,827
VP/UNIVERSITY RELATIONS	2	64,500	1	-	9	309,611	7	99,000
GRAND TOTALS	146	\$14,017,117	173	\$18,828,000	1,684	\$201,267,157	1,714	\$193,422,679

Part IV of V Summary of Awards by College March 2003

March 2003 vs. March 2002



FYTD March 2003 vs. FYTD March 2002



Awards By College, In Millions

VICE-PRESIDENT FOR RESEARCH
March 2003
Part V of V--GENERAL COLLEGE ACTIVITY

DATE: April 16, 2003

		March 2003		March 2002		FISCAL YEAR TO DATE (7/02-3/03)		FISCAL YEAR TO DATE (7/02-3/03)	
		<u>No.</u>	<u>Total Amt.</u>	<u>No.</u>	<u>Total Amt.</u>	<u>No.</u>	<u>Total Amt.</u>	<u>No.</u>	<u>Total Amt.</u>
ARCHITECTURE									
Proposals		0	-	0	-	1	2,500	2	9,557
Awards	Research	0	-	1	64,510	2	52,638	1	64,510
	Other	0	-	0	-	1	1,370	2	9,557
	Instruction	0	-	0	-	0	-	0	-
	Clinical	0	-	0	-	0	-	0	-
	Totals	0	-	1	64,510	3	54,008	3	74,067
BUSINESS									
Proposals		1	58,148	1	150,000	17	5,634,921	5	567,271
Awards	Research	1	10,000	0	-	2	12,000	1	374,000
	Other	0	-	0	-	2	23,827	0	-
	Instruction	0	-	0	-	0	-	0	-
	Clinical	0	-	0	-	0	-	0	-
	Totals	1	10,000	0	-	4	35,827	1	374,000
EDUCATION									
Proposals		3	2,065,582	3	516,148	17	7,000,181	11	3,317,145
Awards	Research	0	-	0	-	5	350,250	3	429,151
	Other	0	-	0	-	3	740,559	3	266,920
	Instruction	0	-	0	-	3	617,198	4	785,839
	Clinical	0	-	0	-	0	-	0	-
	Totals	0	0	0	-	11	1,708,007	10	1,481,910
ENGINEERING									
Proposals		25	17,926,804	28	5,870,853	222	145,593,664	212	78,892,451
Awards	Research	12	610,208	31	4,348,194	237	24,441,829	267	24,576,568
	Other	1	10,000	3	5,000	19	361,447	23	735,996
	Instruction	0	-	1	25,000	10	686,742	7	7,000
	Clinical	0	-	0	-	0	-	0	-
	Totals	13	620,208	35	4,378,194	266	25,490,018	297	25,319,564
FINE ARTS									
Proposals		0	-	1	70,418	3	222,043	2	92,418
Awards	Research	0	-	0	-	0	-	0	-
	Other	0	-	0	-	2	32,500	1	-
	Instruction	0	-	0	-	2	23,500	1	22,000
	Clinical	0	-	0	-	0	-	0	-
	Totals	0	-	0	-	4	56,000	2	22,000

		March 2003		March 2002		FISCAL YEAR TO DATE (7/02-3/03)		FISCAL YEAR TO DATE (7/02-3/03)	
		<u>No.</u>	<u>Total Amt.</u>	<u>No.</u>	<u>Total Amt.</u>	<u>No.</u>	<u>Total Amt.</u>	<u>No.</u>	<u>Total Amt.</u>
GRADUATE SCHOOL									
<i>Proposals</i>		0	-	0	-	2	122,475	1	1,406,524
<i>Awards</i>	Research	0	-	0	-	0	-	0	-
	Other	0	-	0	-	1	37,270	0	-
	Instruction	0	-	0	-	0	-	1	17,940
	Clinical	0	-	0	-	0	-	0	-
	<i>Totals</i>	0	-	0	-	1	37,270	1	17,940
HEALTH									
<i>Proposals</i>		4	2,569,745	3	1,357,406	21	7,140,669	22	3,832,391
<i>Awards</i>	Research	0	-	1	17,089	9	209,908	11	366,369
	Other	1	10,798	0	-	11	520,385	10	395,984
	Instruction	0	-	0	-	2	81,447	2	92,129
	Clinical	0	-	0	-	0	-	0	-
	<i>Totals</i>	1	10,798	1	17,089	22	811,740	23	854,482
HUMANITIES									
<i>Proposals</i>		1	455,261	2	141,868	14	2,368,478	15	1,221,873
<i>Awards</i>	Research	0	-	0	-	3	245,350	2	206,352
	Other	0	-	0	-	3	117,281	1	2,000
	Instruction	0	-	0	-	1	143,000	1	4,000
	Clinical	0	-	0	-	0	-	0	-
	<i>Totals</i>	0	-	0	-	7	505,631	4	212,352
LAW									
<i>Proposals</i>		0	-	0	-	0	-	4	175,382
<i>Awards</i>	Research	0	-	0	-	0	-	3	-
	Other	0	-	1	4,000	0	-	1	4,000
	Instruction	0	-	0	-	0	-	0	-
	Clinical	0	-	0	-	0	-	0	-
	<i>Totals</i>	0	-	1	4,000	0	-	4	4,000
MEDICINE									
<i>Proposals</i>		46	26,499,227	40	13,276,699	447	272,250,689	434	270,742,210
<i>Awards</i>	Research	41	6,581,311	50	8,508,951	454	74,149,184	432	68,176,640
	Other	13	348,206	7	190,248	125	9,826,247	76	8,960,958
	Instruction	1	78,160	5	471,043	45	4,307,248	81	4,820,044
	Clinical	8	396,248	17	933,858	90	8,141,613	122	10,567,270
	<i>Totals</i>	63	7,403,925	79	10,104,100	714	96,424,292	711	92,524,912
MINES & EARTH SCIENCES									
<i>Proposals</i>		9	4,582,302	7	895,928	97	22,523,550	81	16,307,845
<i>Awards</i>	Research	8	468,937	7	142,976	73	3,065,666	72	5,257,919
	Other	3	74,489	4	100,000	30	1,469,125	21	1,150,649
	Instruction	0	-	1	22,000	0	-	1	22,000
	Clinical	0	-	0	-	0	-	0	-
	<i>Totals</i>	11	543,426	12	264,976	103	4,534,791	94	6,430,568

	March 2003		March 2002		FISCAL YEAR TO DATE (7/02-3/03)		FISCAL YEAR TO DATE (7/02-3/03)	
	<u>No.</u>	<u>Total Amt.</u>	<u>No.</u>	<u>Total Amt.</u>	<u>No.</u>	<u>Total Amt.</u>	<u>No.</u>	<u>Total Amt.</u>
NURSING								
<i>Proposals</i>	1	112,125	1	29,939	17	12,627,759	18	8,267,576

<i>Awards</i>	Research	1	483,842	1	130,382	10	1,577,938	14	967,012
	Other	0	-	0	-	1	433,360	0	-
	Instruction	0	-	1	114,700	0	-	2	215,802
	Clinical	0	-	0	-	0	-	0	-
	<i>Totals</i>	1	483,842	2	245,082	11	2,011,298	16	1,182,814

PHARMACY

<i>Proposals</i>	10	4,531,198	9	1,523,428	69	43,611,923	78	33,161,201
------------------	----	-----------	---	-----------	----	------------	----	------------

<i>Awards</i>	Research	10	1,810,570	3	251,623	59	9,650,997	56	9,368,459
	Other	1	6,000	0	-	16	1,188,907	19	1,349,533
	Instruction	4	285,760	0	-	9	487,037	2	16,747
	Clinical	1	(11,220)	2	83,562	3	96,406	7	187,915
	<i>Totals</i>	16	2,091,110	5	335,185	87	11,423,347	84	10,922,654

SCIENCE

<i>Proposals</i>	9	5,136,180	13	3,550,190	154	103,622,266	162	110,448,824
------------------	---	-----------	----	-----------	-----	-------------	-----	-------------

<i>Awards</i>	Research	12	1,432,421	21	2,016,957	171	19,511,327	156	16,176,782
	Other	1	62,804	0	-	7	313,965	7	444,656
	Instruction	0	-	0	-	3	786,209	8	1,754,252
	Clinical	0	-	0	-	0	-	0	-
	<i>Totals</i>	13	1,495,225	21	2,016,957	181	20,611,501	171	18,375,690

SOCIAL & BEHAVIORAL SCIENCES

<i>Proposals</i>	1	210,000	6	368,366	33	15,936,237	46	12,769,658
------------------	---	---------	---	---------	----	------------	----	------------

<i>Awards</i>	Research	0	-	0	-	26	2,127,617	30	1,998,443
	Other	2	101,099	0	-	13	258,545	12	541,845
	Instruction	0	-	0	-	1	54,067	2	73,228
	Clinical	0	-	0	-	0	-	0	-
	<i>Totals</i>	2	101,099	0	-	40	2,440,229	44	2,613,516

SOCIAL WORK

<i>Proposals</i>	2	306,543	1	32,000	17	2,854,209	16	6,832,301
------------------	---	---------	---	--------	----	-----------	----	-----------

<i>Awards</i>	Research	1	2,700	1	51,918	5	249,962	4	170,658
	Other	0	-	8	397,855	21	2,275,451	34	2,650,086
	Instruction	0	-	0	-	0	-	2	149,369
	Clinical	0	-	0	-	0	-	0	-
	<i>Totals</i>	1	2,700	9	449,773	26	2,525,413	40	2,970,113

VP FOR ACADEMIC AFFAIRS*

<i>Proposals</i>	0	-	2	252,924	13	1,776,948	14	5,508,750
------------------	---	---	---	---------	----	-----------	----	-----------

<i>Awards</i>	Research	0	-	0	-	3	189,183	3	38,657
	Other	0	-	0	-	9	271,094	14	976,218
	Instruction	0	-	0	-	0	-	0	-
	Clinical	0	-	0	-	0	-	0	-
	<i>Totals</i>	0	-	0	-	12	460,277	17	1,014,875

		March 2003		March 2002		FISCAL YEAR TO DATE (7/02-3/03)		FISCAL YEAR TO DATE (7/02-3/03)	
		<u>No.</u>	<u>Total Amt.</u>	<u>No.</u>	<u>Total Amt.</u>	<u>No.</u>	<u>Total Amt.</u>	<u>No.</u>	<u>Total Amt.</u>
VP FOR ADMINISTRATIVE SERVICES*									
Proposals		0	-	0	-	0	-	1	37,500
Awards	Research	0	-	0	-	0	-	0	-
	Other	0	-	0	-	0	-	1	37,500
	Instruction	0	-	0	-	0	-	0	-
	Clinical	0	-	0	-	0	-	0	-
	Totals	0	-	0	-	0	-	1	37,500
VP FOR HEALTH SCIENCES*									
Proposals		11	1,011,352	6	875,854	67	69,324,193	63	45,582,862
Awards	Research	16	1,166,846	2	465,250	112	22,711,858	136	25,934,804
	Other	2	7,319	3	(1,213)	32	5,110,121	12	620,684
	Instruction	2	(3,512)	1	484,097	4	118,505	2	561,515
	Clinical	1	6,003	0	-	9	975,255	13	696,176
	Totals	21	1,176,656	6	948,134	157	28,915,739	163	27,813,179
VP FOR RESEARCH*									
Proposals		1	96,000	0	-	7	8,279,964	10	6,285,766
Awards	Research	0	-	0	-	2	1,621,083	4	109,110
	Other	1	13,628	0	-	16	675,959	9	541,606
	Instruction	0	-	0	-	0	-	0	-
	Clinical	0	-	0	-	0	-	0	-
	Totals	1	13,628	0	-	18	2,297,042	13	650,716
VP FOR STUDENT AFFAIRS & SERVICES*									
Proposals		0	-	0	-	2	2,541,225	1	25,500
Awards	Research	0	-	0	-	1	75,251	1	75,251
	Other	0	-	0	-	4	40,500	2	22,894
	Instruction	0	-	0	-	3	499,365	5	328,682
	Clinical	0	-	0	-	0	-	0	-
	Totals	0	-	0	-	8	615,116	8	426,827
VP FOR UNIVERSITY RELATIONS*									
Proposals		3	220,555	0	-	9	1,001,748	13	930,963
Awards	Research	2	64,500	1	-	3	70,343	2	25,000
	Other	0	-	0	-	6	239,268	4	69,000
	Instruction	0	-	0	-	0	-	1	5,000
	Clinical	0	-	0	-	0	-	0	-
	Totals	2	64,500	1	-	9	309,611	7	99,000
Totals, Proposals		127	65,781,022	123	28,912,021	1,229	724,435,642	1,211	606,415,968
Totals, AWARDS		146	\$14,017,117	173	\$18,828,000	1,684	\$201,267,157	1,714	\$193,422,679

* Amounts for Vice-Presidents' Offices may reflect activity by Institutes, Centers & other discrete organizational entities that report directly to their cognizant Vice Presidents, rather than to a College or Graduate School.