



OFFICE OF SPONSORED PROJECTS

DATE: April 12, 2002

TO: J. Bernard Machen
FROM: Raymond F. Gesteland

SUBJECT: 5-Part Monthly Activity Report

Part I of IV--RESEARCH ACTIVITY SUMMARY

	March 2002		March 2001		FISCAL YEAR TO DATE (1/02-3/02)		FISCAL YEAR TO DATE (1/01-3/01)	
	No.	Total Amt.	No.	Total Amt.	No.	Total Amt.	No.	Total Amt.
PROPOSALS*	123	\$ 28,912,021	111	\$ 61,715,559	1,211	\$ 606,415,968	1,117	\$ 602,404,263
AWARDS								
Research	121	\$16,066,586	134	\$14,772,635	1,201	\$154,731,008	1,239	\$145,184,187
Other	24	627,154	18	461,894	246	18,132,383	250	11,238,574
Instruction	9	1,116,840	8	581,665	122	8,933,927	91	6,893,165
Clinical	19	1,017,420	21	891,923	145	11,625,361	158	9,758,766
SUBTOTALS	173	18,828,000	181	16,708,117	1,714	193,422,679	1,738	173,074,692
Fellowships & Financial Aids		1,285,602		9,639,310		13,981,276		10,942,339
ALL AWARD TOTALS		\$ 20,113,602		\$ 26,347,427		\$ 207,403,955		\$ 184,017,031

Raymond F. Gesteland
 Raymond F. Gesteland
 Vice-President for Research

- cc: Coralie Alder
 A. Lorris Betz
 Paul Brinkman
 Lynne U. Chronister
 Arnold B. Combe
 Fred C. Esplin
 Cecelia H. Foxley
 John G. Francis
 Raymond F. Gesteland
 Peter L. Goss
 W. Ralph Hardy
 Jerry Kaplan
 Nancy Lyon
 J. Michael Mattsson
 Barbara K. Nielsen
 David W. Pershing
 Ronald J. Pugmire
 Lee Siegel
 Laura Snow

OFFICE OF THE VICE PRESIDENT FOR RESEARCH

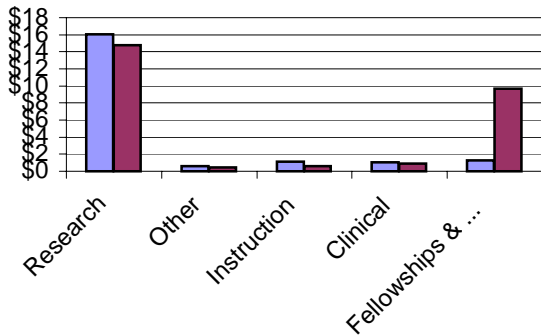
201 S PRESIDENTS CIRCLE RM 210
 SALT LAKE CITY, UTAH 84112-9011

(801) 581-7236
 FAX: (801) 585-6212

Part I of V Summary of University Research Activity March 2002

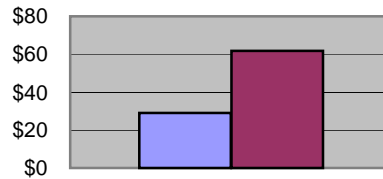
March 2002 vs. March 2001

Awards, In Millions



■ Awards This Month
■ Awards, Same Month Last Year

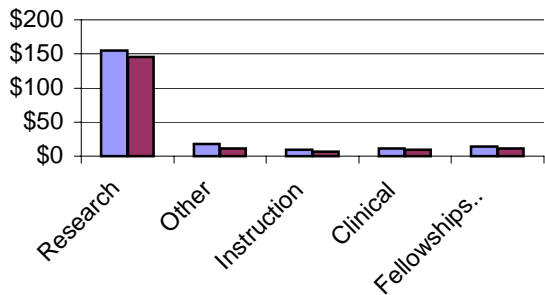
Proposals, In Millions



■ All Proposals, This Month
■ All Proposals, Same Month Last Year

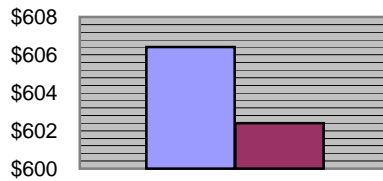
FYTD March 2002 vs. FYTD March 2001

Awards, In Millions



■ Awards, This Fiscal Year To Date
■ Awards, Same Month Last Fiscal Year To Date

Proposals, In Millions



■ All Proposals, This Fiscal Year To Date
■ All Proposals, Last Fiscal Year To Date

VICE-PRESIDENT FOR RESEARCH
March 2002
Part II of V--PROPOSALS AND AWARDS OVER \$2 MILLION

DATE: April 12, 2002

PROPOSALS

	<i>Department</i>	<i>Sponsor Name</i>	<i>Proposal Title</i>	<i>Start Date</i>	<i>End Date</i>	<i>Total Amount</i>
Medicine						
Adashi,Eli Y	Obstetrics & Gynecology	PHS/Public Health Service	Utah BIRCWH Career Development Program In Women's Health.	9/30/02	10/1/07	\$2,408,103

AWARDS

	<i>Department</i>	<i>Sponsor Name</i>	<i>Proposal Title</i>	<i>Start Date</i>	<i>End Date</i>	<i>Total Amount</i>
Engineering						
Pershing,David W	Chem & Fuels Engineering	DOE/Lawrence Livermore Lab/CA	Ctr For Simulation Of Accidental Fires & Explosi0ns (C-Safe). Cep#97086. Cost Reimbursable. Prime USDOE--ASCI/ASAP Progm.	9/3/97	9/30/02	\$2,275,000

VICE-PRESIDENT FOR RESEARCH
March 2002
Part III of V--AWARDS BY SPONSOR

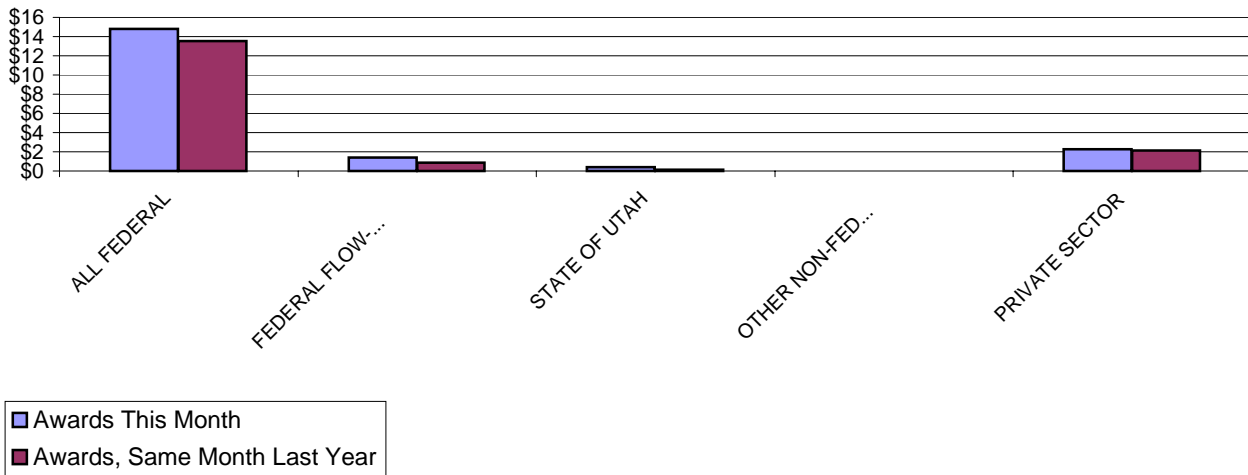
DATE: April 12, 2002

	March 2002		March 2001		FISCAL YEAR TO DATE (1/02-3/02)		FISCAL YEAR TO DATE (1/01-3/01)	
	<u>No.</u>	<u>Total Amt.</u>	<u>No.</u>	<u>Total Amt.</u>	<u>No.</u>	<u>Total Amt.</u>	<u>No.</u>	<u>Total Amt.</u>
ALL FEDERAL	85	\$ 14,783,088	102	\$ 13,541,111	726	\$ 129,578,885	743	\$ 110,842,109
<i>Misc. Federal Agencies</i>	1	150,000	0	-	11	1,514,898	8	722,826
Nat'l Aeronaut/Space Adm	0	-	9	662,277	19	1,227,968	27	1,820,409
Nat'l Endowmt/Humanitie:	0	-	0	-	3	29,993	2	20,000
Nat'l Science Foundation	15	1,150,727	14	1,074,568	109	13,189,540	108	12,196,734
US Dept of Agriculture	0	-	0	-	3	363,530	4	46,380
US Dept of Commerce	0	-	2	125,000	4	206,319	6	763,761
US Dept of Defense	4	162,452	9	1,896,889	38	3,856,792	51	7,565,685
US Dept of Education	0	-	0	-	15	2,375,670	8	1,105,979
US Dept of Energy	11	3,316,810	7	656,262	66	11,457,768	78	10,865,362
US Dept of the Interior	2	80,000	1	21,038	18	1,064,526	19	725,186
US Dept of Transportation	0	-	1	10,000	5	216,348	3	202,890
US Environmental Prot Agc	0	-	0	-	1	5,000	5	258,991
US Health & Human Servs	52	9,923,099	59	9,095,077	434	94,070,533	424	74,547,906
US Veterans Admin	0	-	0	-	0	-	0	-
FEDERAL FLOW-DOWN	26	1,367,170	20	897,533	254	12,313,310	228	12,143,667
STATE OF UTAH	14	413,944	9	131,853	128	6,663,898	95	4,068,919
OTHER NON-FED GOVT.	0	-	1	6,917	9	187,047	10	605,751
PRIVATE SECTOR	48	2,263,798	49	2,130,703	597	44,679,539	662	45,414,246
Commercial Sponsors	36	1,391,536	36	1,322,662	336	19,643,470	340	19,327,256
Not-For-Profit Sponsors	12	872,262	13	808,041	261	25,036,069	322	26,086,990
GRAND TOTALS	173	\$ 18,828,000	181	\$ 16,708,117	1,714	\$ 193,422,679	1,738	\$ 173,074,692

Part III of V Summary of Awards by Sponsor March 2002

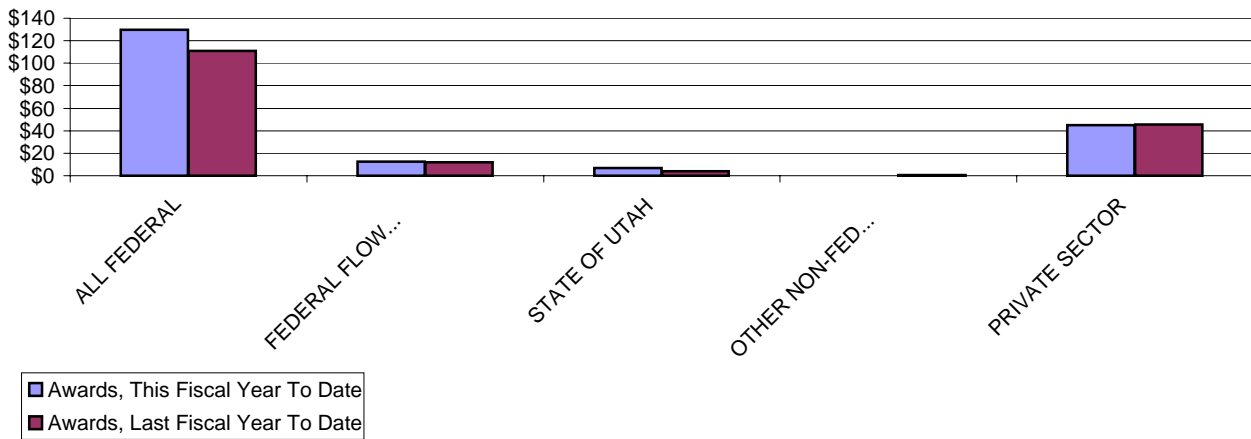
March 2002 vs. March 2001

Awards, In Millions



FYTD March 2002 vs. FYTD March 2001

Awards, In Millions



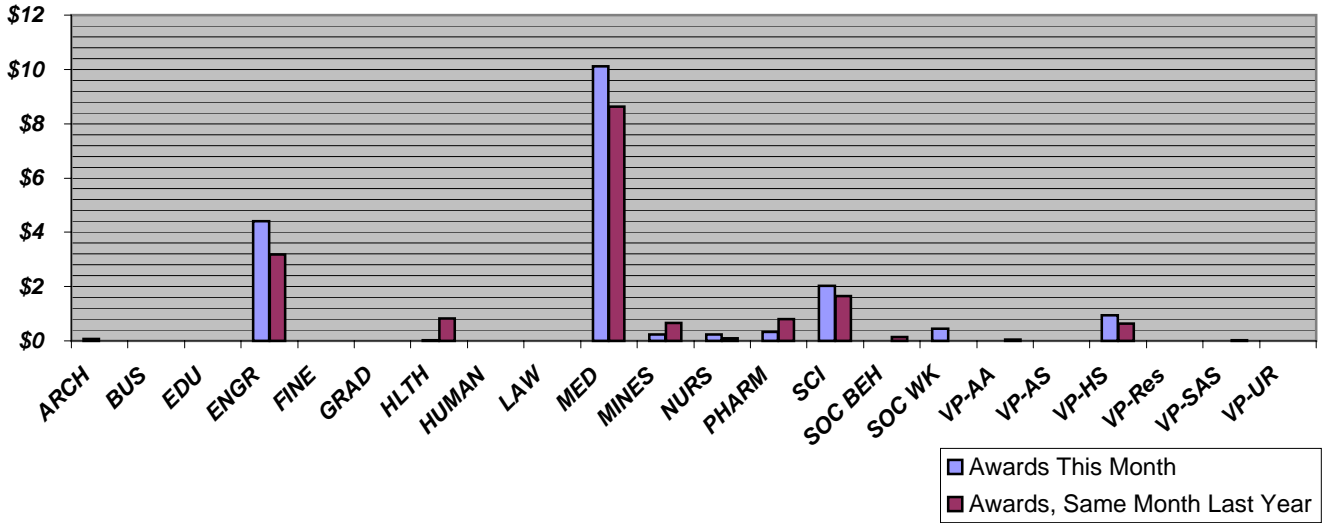
VICE-PRESIDENT FOR RESEARCH
March 2002
Part IV of V--AWARDS BY COLLEGE

DATE: April 12, 2002

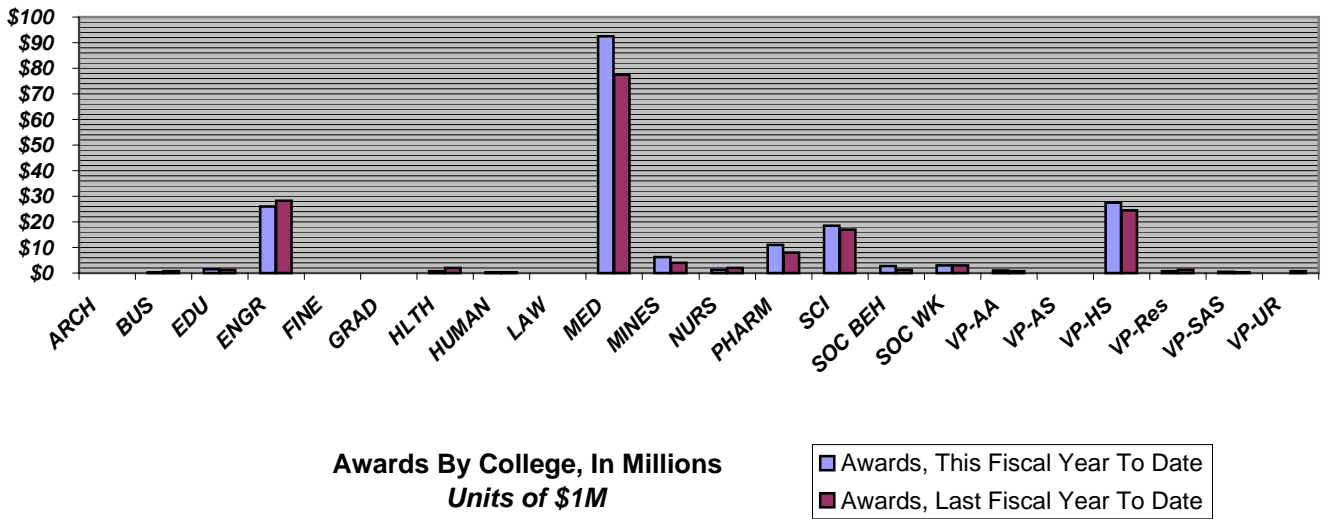
	March 2002		March 2001		FISCAL YEAR TO DATE (1/02-3/02)		FISCAL YEAR TO DATE (1/01-3/01)	
	<u>No.</u>	<u>Total Amt.</u>	<u>No.</u>	<u>Total Amt.</u>	<u>No.</u>	<u>Total Amt.</u>	<u>No.</u>	<u>Total Amt.</u>
ARCHITECTURE	1	64,510	0	-	3	74,067	5	78,510
BUSINESS	0	-	0	-	1	374,000	6	838,406
EDUCATION	0	-	0	-	10	1,481,910	15	1,271,726
ENGINEERING	37	4,415,694	38	3,190,974	308	25,909,814	290	28,285,020
FINE ARTS	0	-	0	-	2	22,000	1	10,000
GRADUATE SCHOOL	0	-	0	-	1	17,940	2	6,000
HEALTH	1	17,089	4	826,482	23	854,482	24	2,016,362
HUMANITIES	0	-	0	-	4	212,352	5	186,811
LAW	1	4,000	0	-	4	4,000	1	21,062
MEDICINE	80	10,104,325	89	8,634,584	716	92,527,015	726	77,575,921
MINES & EARTH SCIENCES	10	227,476	13	667,697	86	6,293,041	78	4,097,240
NURSING	2	245,082	1	87,562	16	1,182,814	12	1,922,699
PHARMACY	5	335,185	6	791,702	83	10,901,540	81	7,948,261
SCIENCE	21	2,016,957	14	1,651,370	171	18,375,690	177	17,119,052
SOCIAL & BEHAVIORAL SCIENCES	0	-	6	149,895	46	2,703,756	42	1,356,321
SOCIAL WORK	9	449,773	0	-	38	2,879,873	21	2,886,186
VP/ACADEMIC AFFAIRS	0	-	2	55,038	17	1,014,875	17	629,283
VP/ADMINISTRATIVE SERVICES	0	-	0	-	1	37,500	1	5,700
VP/HEALTH SCIENCES	5	947,909	5	633,663	156	27,379,467	189	24,437,033
VP/RESEARCH	0	-	0	-	13	650,716	29	1,274,402
VP/STUDENT AFFAIRS & SERVICES	0	-	2	16,500	8	426,827	8	304,964
VP/UNIVERSITY RELATIONS	1	-	1	2,650	7	99,000	8	803,733
GRAND TOTALS	173	\$18,828,000	181	\$16,708,117	1,714	\$193,422,679	1,738	\$173,074,692

Part IV of V Summary of Awards by College March 2002

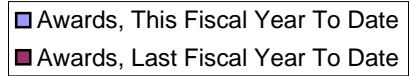
March 2002 vs. March 2001



FYTD March 2002 vs. FYTD March 2001



**Awards By College, In Millions
Units of \$1M**



VICE-PRESIDENT FOR RESEARCH
March 2002
Part V of V--GENERAL COLLEGE ACTIVITY

DATE: April 12, 2002

		March 2002		March 2001		FISCAL YEAR TO DATE (1/02-3/02)		FISCAL YEAR TO DATE (1/01-3/01)	
		<u>No.</u>	<u>Total Amt.</u>	<u>No.</u>	<u>Total Amt.</u>	<u>No.</u>	<u>Total Amt.</u>	<u>No.</u>	<u>Total Amt.</u>
ARCHITECTURE									
Proposals		0	-	0	-	2	9,557	4	13,700
Awards	Research	1	64,510	0	-	1	64,510	1	64,510
	Other	0	-	0	-	2	9,557	3	12,200
	Instruction	0	-	0	-	0	-	1	1,800
	Clinical	0	-	0	-	0	-	0	-
	Totals	1	64,510	0	-	3	74,067	5	78,510
BUSINESS									
Proposals		1	150,000	0	-	5	567,271	0	-
Awards	Research	0	-	0	-	1	374,000	5	843,286
	Other	0	-	0	-	0	-	0	-
	Instruction	0	-	0	-	0	-	1	(4,880)
	Clinical	0	-	0	-	0	-	0	-
	Totals	0	-	0	-	1	374,000	6	838,406
EDUCATION									
Proposals		2	358,350	0	-	10	3,159,347	17	6,998,538
Awards	Research	0	-	0	-	3	429,151	3	528,785
	Other	0	-	0	-	3	266,920	6	232,710
	Instruction	0	-	0	-	4	785,839	6	510,231
	Clinical	0	-	0	-	0	-	0	-
	Totals	0	-	0	-	10	1,481,910	15	1,271,726
ENGINEERING									
Proposals		29	6,028,651	29	15,401,900	221	79,967,349	230	123,213,550
Awards	Research	33	4,385,694	32	2,859,059	274	25,074,296	255	27,343,030
	Other	3	5,000	4	215,000	27	828,518	25	514,523
	Instruction	1	25,000	2	116,915	7	7,000	10	427,467
	Clinical	0	-	0	-	0	-	0	-
	Totals	37	4,415,694	38	3,190,974	308	25,909,814	290	28,285,020
FINE ARTS									
Proposals		1	70,418	0	-	2	92,418	1	3,000
Awards	Research	0	-	0	-	0	-	0	-
	Other	0	-	0	-	1	-	1	10,000
	Instruction	0	-	0	-	1	22,000	0	-
	Clinical	0	-	0	-	0	-	0	-
	Totals	0	-	0	-	2	22,000	1	10,000

		March 2002		March 2001		FISCAL YEAR TO DATE (1/02-3/02)		FISCAL YEAR TO DATE (1/01-3/01)	
		<u>No.</u>	<u>Total Amt.</u>	<u>No.</u>	<u>Total Amt.</u>	<u>No.</u>	<u>Total Amt.</u>	<u>No.</u>	<u>Total Amt.</u>
GRADUATE SCHOOL									
Proposals		0	-	0	-	1	1,406,524	0	-
Awards	Research	0	-	0	-	0	-	0	-
	Other	0	-	0	-	0	-	0	-
	Instruction	0	-	0	-	1	17,940	2	6,000
	Clinical	0	-	0	-	0	-	0	-
	Totals	0	-	0	-	1	17,940	2	6,000
HEALTH									
Proposals		3	1,357,406	2	60,000	22	3,832,391	17	3,808,935
Awards	Research	1	17,089	3	781,482	11	366,369	7	1,582,901
	Other	0	-	1	45,000	11	452,113	16	379,206
	Instruction	0	-	0	-	1	36,000	1	54,255
	Clinical	0	-	0	-	0	-	0	-
	Totals	1	17,089	4	826,482	23	854,482	24	2,016,362
HUMANITIES									
Proposals		2	141,868	1	5,000	15	1,221,873	11	329,385
Awards	Research	0	-	0	-	2	206,352	2	170,011
	Other	0	-	0	-	1	2,000	2	6,000
	Instruction	0	-	0	-	1	4,000	1	10,800
	Clinical	0	-	0	-	0	-	0	-
	Totals	0	-	0	-	4	212,352	5	186,811
LAW									
Proposals		0	-	0	-	4	175,382	0	-
Awards	Research	0	-	0	-	3	-	0	-
	Other	1	4,000	0	-	1	4,000	1	21,062
	Instruction	0	-	0	-	0	-	0	-
	Clinical	0	-	0	-	0	-	0	-
	Totals	1	4,000	0	-	4	4,000	1	21,062
MEDICINE									
Proposals		40	13,276,699	39	27,321,122	434	270,742,210	437	235,167,347
Awards	Research	52	8,577,687	62	7,253,300	442	69,092,134	477	62,809,695
	Other	6	121,737	3	64,611	70	7,807,414	70	3,053,739
	Instruction	5	471,043	4	431,250	81	4,892,197	44	3,115,805
	Clinical	17	933,858	20	885,423	123	10,735,270	135	8,596,682
	Totals	80	10,104,325	89	8,634,584	716	92,527,015	726	77,575,921
MINES & EARTH SCIENCES									
Proposals		7	895,928	9	5,953,678	73	15,390,745	67	21,352,887
Awards	Research	5	105,476	10	646,697	66	5,174,064	57	2,972,786
	Other	4	100,000	2	-	19	1,096,977	18	969,463
	Instruction	1	22,000	1	21,000	1	22,000	3	154,991
	Clinical	0	-	0	-	0	-	0	-
	Totals	10	227,476	13	667,697	86	6,293,041	78	4,097,240

	March 2002		March 2001		FISCAL YEAR TO DATE (1/02-3/02)		FISCAL YEAR TO DATE (1/01-3/01)	
	<u>No.</u>	<u>Total Amt.</u>	<u>No.</u>	<u>Total Amt.</u>	<u>No.</u>	<u>Total Amt.</u>	<u>No.</u>	<u>Total Amt.</u>
NURSING								
Proposals	1	29,939	0	-	18	8,267,576	6	2,845,283

Awards	Research	1	130,382	1	87,562	14	967,012	9	1,336,980
	Other	0	-	0	-	0	-	1	428,542
	Instruction	1	114,700	0	-	2	215,802	2	157,177
	Clinical	0	-	0	-	0	-	0	-
	Totals	2	245,082	1	87,562	16	1,182,814	12	1,922,699

PHARMACY

Proposals	9	1,523,428	5	1,862,553	78	33,161,201	52	23,153,178
------------------	---	-----------	---	-----------	----	------------	----	------------

Awards	Research	3	251,623	4	783,927	53	8,606,060	52	5,546,530
	Other	0	-	1	1,275	20	2,084,818	19	1,839,074
	Instruction	0	-	0	-	2	16,747	0	-
	Clinical	2	83,562	1	6,500	8	193,915	10	562,657
	Totals	5	335,185	6	791,702	83	10,901,540	81	7,948,261

SCIENCE

Proposals	13	3,550,190	9	3,898,178	162	110,448,824	135	113,502,559
------------------	----	-----------	---	-----------	-----	-------------	-----	-------------

Awards	Research	21	2,016,957	12	1,581,737	155	16,134,426	163	16,705,618
	Other	0	-	1	57,133	7	444,656	5	105,243
	Instruction	0	-	1	12,500	9	1,796,608	9	308,191
	Clinical	0	-	0	-	0	-	0	-
	Totals	21	2,016,957	14	1,651,370	171	18,375,690	177	17,119,052

SOCIAL & BEHAVIORAL SCIENCES

Proposals	6	368,366	4	276,302	47	12,774,658	41	13,525,537
------------------	---	---------	---	---------	----	------------	----	------------

Awards	Research	0	-	5	145,208	32	2,088,683	23	1,206,118
	Other	0	-	1	4,687	12	541,845	16	98,376
	Instruction	0	-	0	-	2	73,228	3	51,827
	Clinical	0	-	0	-	0	-	0	-
	Totals	0	-	6	149,895	46	2,703,756	42	1,356,321

SOCIAL WORK

Proposals	1	32,000	2	127,152	15	6,827,301	11	2,019,360
------------------	---	--------	---	---------	----	-----------	----	-----------

Awards	Research	1	51,918	0	-	2	80,418	4	300,795
	Other	8	397,855	0	-	34	2,650,086	14	784,460
	Instruction	0	-	0	-	2	149,369	3	1,800,931
	Clinical	0	-	0	-	0	-	0	-
	Totals	9	449,773	0	-	38	2,879,873	21	2,886,186

VP FOR ACADEMIC AFFAIRS*

Proposals	2	252,924	3	2,538,711	13	4,588,596	21	4,617,039
------------------	---	---------	---	-----------	----	-----------	----	-----------

Awards	Research	0	-	0	-	3	38,657	1	79,214
	Other	0	-	2	55,038	14	976,218	14	520,069
	Instruction	0	-	0	-	0	-	2	30,000
	Clinical	0	-	0	-	0	-	0	-
	Totals	0	-	2	55,038	17	1,014,875	17	629,283

	March 2002		March 2001		FISCAL YEAR TO DATE (1/02-3/02)		FISCAL YEAR TO DATE (1/01-3/01)	
	<u>No.</u>	<u>Total Amt.</u>	<u>No.</u>	<u>Total Amt.</u>	<u>No.</u>	<u>Total Amt.</u>	<u>No.</u>	<u>Total Amt.</u>
VP FOR ADMINISTRATIVE SERVICES*								
Proposals	0	-	0	-	1	37,500	1	5,699
Awards								
Research	0	-	0	-	0	-	0	-
Other	0	-	0	-	1	37,500	1	5,700
Instruction	0	-	0	-	0	-	0	-
Clinical	0	-	0	-	0	-	0	-
Totals	0	-	0	-	1	37,500	1	5,700
VP FOR HEALTH SCIENCES*								
Proposals	6	875,854	7	4,240,963	64	46,503,016	44	43,538,055
Awards								
Research	2	465,250	5	633,663	132	25,825,515	176	23,384,428
Other	2	(1,438)	0	-	8	296,261	2	435,678
Instruction	1	484,097	0	-	2	561,515	1	25,000
Clinical	0	-	0	-	14	696,176	10	591,927
Totals	5	947,909	5	633,663	156	27,379,467	189	24,437,033
VP FOR RESEARCH*								
Proposals	0	-	1	30,000	10	6,285,766	7	2,463,083
Awards								
Research	0	-	0	-	4	109,110	3	197,000
Other	0	-	0	-	9	541,606	23	1,069,902
Instruction	0	-	0	-	0	-	0	-
Clinical	0	-	0	-	0	-	3	7,500
Totals	0	-	0	-	13	650,716	29	1,274,402
VP FOR STUDENT AFFAIRS & SERVICES*								
Proposals	0	-	0	-	1	25,500	6	1,203,637
Awards								
Research	0	-	0	-	1	75,251	0	-
Other	0	-	2	16,500	2	22,894	6	61,394
Instruction	0	-	0	-	5	328,682	2	243,570
Clinical	0	-	0	-	0	-	0	-
Totals	0	-	2	16,500	8	426,827	8	304,964
VP FOR UNIVERSITY RELATIONS*								
Proposals	0	-	0	-	13	930,963	9	4,643,491
Awards								
Research	1	-	0	-	2	25,000	1	112,500
Other	0	-	1	2,650	4	69,000	7	691,233
Instruction	0	-	0	-	1	5,000	0	-
Clinical	0	-	0	-	0	-	0	-
Totals	1	-	1	2,650	7	99,000	8	803,733
Totals, Proposals	123	28,912,021	111	61,715,559	1,211	606,415,968	1,117	602,404,263
Totals, AWARDS	173	\$18,828,000	181	\$16,708,117	1,714	\$193,422,679	1,738	\$173,074,692

* Amounts for Vice-Presidents' Offices may reflect activity by Institutes, Centers & other discrete organizational entities that report directly to their cognizant Vice Presidents, rather than to a College or Graduate School.