



DATE: April 20, 2001

TO: J. Bernard Machen  
 FROM: Raymond F. Gesteland

SUBJECT: 5-Part Monthly Activity Report

Part I of IV--RESEARCH ACTIVITY SUMMARY

	March 2001		March 2000		FISCAL YEAR TO DATE (7/00-3/01)		FISCAL YEAR TO DATE (7/99-3/20)	
	<u>No.</u>	<u>Total Amt.</u>	<u>No.</u>	<u>Total Amt.</u>	<u>No.</u>	<u>Total Amt.</u>	<u>No.</u>	<u>Total Amt.</u>
<b>PROPOSALS*</b>	111	\$ 61,715,559	116	\$ 50,941,355	1,117	\$ 602,404,263	1,125	\$ 536,539,192
<b>AWARDS</b>								
Research	135	\$14,821,723	96	\$15,597,257	1,239	\$145,162,275	1,159	\$143,886,454
Other	17	412,806	17	650,847	250	11,260,486	228	14,872,388
Instruction	8	581,665	10	1,045,788	91	6,893,165	116	8,857,803
Clinical	21	891,923	21	1,605,010	158	9,758,766	128	9,096,642
<b>SUBTOTALS</b>	<b>181</b>	<b>16,708,117</b>	<b>144</b>	<b>18,898,902</b>	<b>1,738</b>	<b>173,074,692</b>	<b>1,631</b>	<b>176,713,287</b>
Fellowships & Financial Aids		9,639,310		20,473		10,942,339		783,062
<b>LL AWARD TOTAL</b>		<b>\$ 26,347,427</b>		<b>\$ 18,919,375</b>		<b>\$ 184,017,031</b>		<b>\$ 177,496,349</b>

*Raymond F. Gesteland*  
 Raymond F. Gesteland  
 Vice-President for Research

- c: David W. Pershing
- Arnold B. Combe
- Fred C. Esplin
- A. Lorris Betz
- Paul Brinkman
- Barbara K. Nielsen
- W. Ralph Hardy
- Lynne U. Chronister
- J. Michael Mattsson
- Raymond F. Gesteland
- Ronald J. Pugmire
- Peter L. Goss
- Jerry Kaplan
- Cecelia H. Foxley
- John G. Francis
- Michael T. Benson
- Coralie Alder
- Nancy Lyon

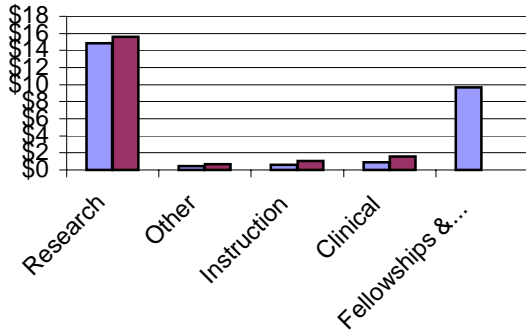
# Part I of V

## Summary of University Research Activity

### March 2001

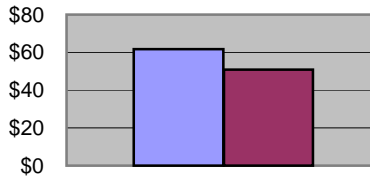
#### March 2001 vs. March 2000

**Awards, In Millions**



■ Awards This Month  
■ Awards, Same Month Last Year

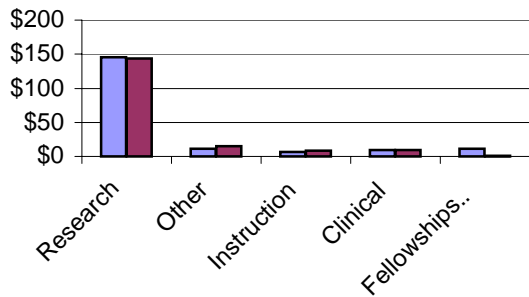
**Proposals, In Millions**



■ All Proposals, This Month  
■ All Proposals, Same Month Last Year

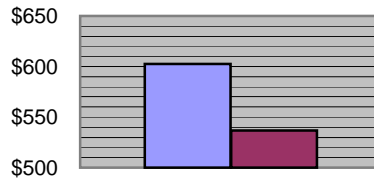
#### FYTD March 2001 vs. FYTD March 2000

**Awards, In Millions**



■ Awards, This Fiscal Year To Date  
■ Awards, Same Month Last Fiscal Year To Date

**Proposals, In Millions**



■ All Proposals, This Fiscal Year To Date  
■ All Proposals, Last Fiscal Year To Date

**VICE-PRESIDENT FOR RESEARCH**  
**March 2001**  
**Part II of V--PROPOSALS AND AWARDS OVER \$2 MILLION**

DATE: April 20, 2001

**PROPOSALS**

	<i>Department</i>	<i>Sponsor Name</i>	<i>Proposal Title</i>	<i>Start Date</i>	<i>End Date</i>	<i>Total Amount</i>
<b>Engineering</b>						
Hansen, Charles D	School Of Computing	DOE/Argonne Natl Lab/Prime Flow Thru	Visualization ISIC (Integrated Software Infrastructure Center).	7/1/01	6/30/06	\$2,700,004
<b>Medicine</b>						
Chapman, C Richard	Anesthesiology	PHS/Public Health Service	Pain And The Defense Response.	2/1/02	1/31/07	\$3,526,291
Capecchi, Mario R	Human Genetics	PHS/Public Health Service	Targeting Of Genes In The Mamalian Genome.	12/1/01	1/30/06	\$2,358,965
Beatty, Patrick G	Internal Medicine	PHS/Public Health Service/Heart Lung & Blood	Blood & Marrow Transplant Clinical Research Network.	9/30/01	9/29/06	\$2,025,000
Mcclain, Donald A	Internal Medicine	PHS/Public Health Service Natl Inst Diabet Digest K	Mouse Models Of Diabetic Cardiovascular Complications.	9/29/01	9/30/06	\$3,726,900
<b>Mines-Earth</b>						
Johnson, William P	Geology & Geophysics	NSF/Natl Science Fndn	Feedback Among Biological, Physical And Chemical Factors Controlling Bacterial Transport In Granular	1/1/02	12/31/06	\$2,949,540
<b>VP/Academic Affairs</b>						
Newmark, William D	Utah Museum Natural Hist	NSF/Natl Science Fndn	Large Mammal Movements Through Human-Impacted Landscapes In East Africa.	1/1/02	1/1/07	\$2,499,711

**AWARDS**

<i>Department</i>	<i>Sponsor Name</i>	<i>Proposal Title</i>	<i>Start Date</i>	<i>End Date</i>	<i>Total Amount</i>
-------------------	---------------------	-----------------------	-------------------	-----------------	---------------------

There were no awards over \$2 million for March, 2001.

**VICE-PRESIDENT FOR RESEARCH**  
**March 2001**  
**Part III of IV--AWARDS BY SPONSOR**

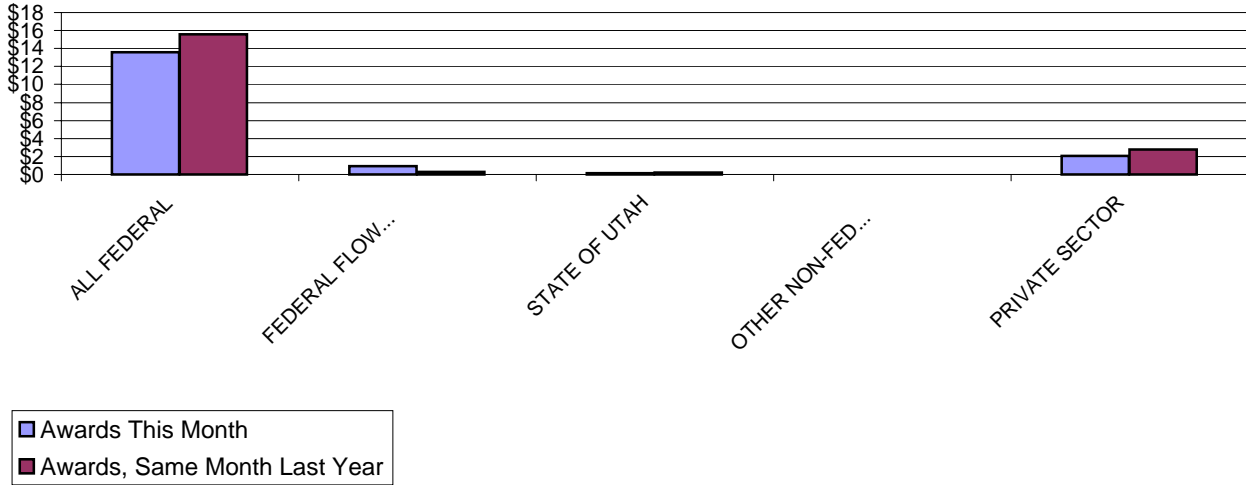
DATE: April 20, 2001

	March 2001		March 2000		FISCAL YEAR TO DATE (7/00-3/01)		FISCAL YEAR TO DATE (7/99-3/20)	
	<u>No.</u>	<u>Total Amt.</u>	<u>No.</u>	<u>Total Amt.</u>	<u>No.</u>	<u>Total Amt.</u>	<u>No.</u>	<u>Total Amt.</u>
<b>ALL FEDERAL</b>	<b>103</b>	<b>\$ 13,596,163</b>	<b>80</b>	<b>\$ 15,610,871</b>	<b>742</b>	<b>\$ 110,527,797</b>	<b>670</b>	<b>\$ 108,546,935</b>
<i>Misc. Federal Agencies</i>	0	-	3	56,250	8	722,826	12	1,030,526
Nat'l Aeronaut/Space Adm	9	662,277	5	529,928	27	1,820,409	22	1,643,379
Nat'l Endowmt/Humanitie:	0	-	0	-	2	20,000	2	58,000
Nat'l Science Foundation	14	1,074,568	12	3,705,124	108	12,196,734	96	14,130,185
US Dept of Agriculture	0	-	0	-	4	46,380	9	675,627
US Dept of Commerce	2	125,000	5	300,346	6	763,761	10	516,881
US Dept of Defense	9	1,896,889	3	1,136,989	51	7,565,685	42	6,325,078
US Dept of Education	0	-	1	188,656	8	1,105,979	11	1,782,765
US Dept of Energy	8	711,314	8	526,998	79	10,920,414	92	10,491,117
US Dept of the Interior	1	21,038	1	27,988	19	725,186	14	652,850
US Dept of Transportation	1	10,000	0	-	4	331,261	4	303,790
US Environmental Prot Agc	0	-	0	-	5	258,991	0	-
US Health & Human Servs	59	9,095,077	42	9,138,592	421	74,050,171	356	70,936,737
US Veterans Admin	0	-	0	-	0	-	0	-
<b>FEDERAL FLOW-DOWN</b>	<b>20</b>	<b>897,533</b>	<b>11</b>	<b>316,003</b>	<b>228</b>	<b>12,221,406</b>	<b>172</b>	<b>10,039,729</b>
<b>STATE OF UTAH</b>	<b>9</b>	<b>131,853</b>	<b>4</b>	<b>188,337</b>	<b>95</b>	<b>4,068,919</b>	<b>103</b>	<b>4,934,514</b>
<b>OTHER NON-FED GOVT.</b>	<b>1</b>	<b>6,917</b>	<b>0</b>	<b>-</b>	<b>10</b>	<b>605,751</b>	<b>23</b>	<b>2,477,767</b>
<b>PRIVATE SECTOR</b>	<b>48</b>	<b>2,075,651</b>	<b>49</b>	<b>2,783,691</b>	<b>663</b>	<b>45,650,819</b>	<b>663</b>	<b>50,714,342</b>
Commercial Sponsors	36	1,322,662	44	2,571,785	348	19,225,148	354	18,583,167
Not-For-Profit Sponsors	12	752,989	5	211,906	315	26,425,671	309	32,131,175
<b>GRAND TOTALS</b>	<b>181</b>	<b>\$ 16,708,117</b>	<b>144</b>	<b>\$ 18,898,902</b>	<b>1,738</b>	<b>\$ 173,074,692</b>	<b>1,631</b>	<b>\$ 176,713,287</b>

## Part III of V Summary of Awards by Sponsor March 2001

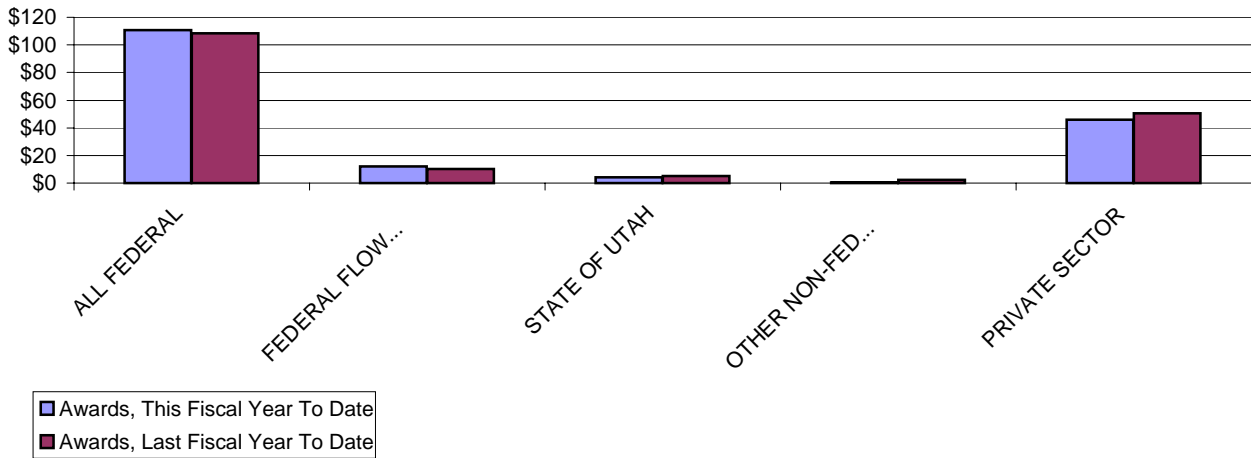
March 2001 vs. March 2000

**Awards, In Millions**



FYTD March 2001 vs. FYTD March 2000

**Awards, In Millions**



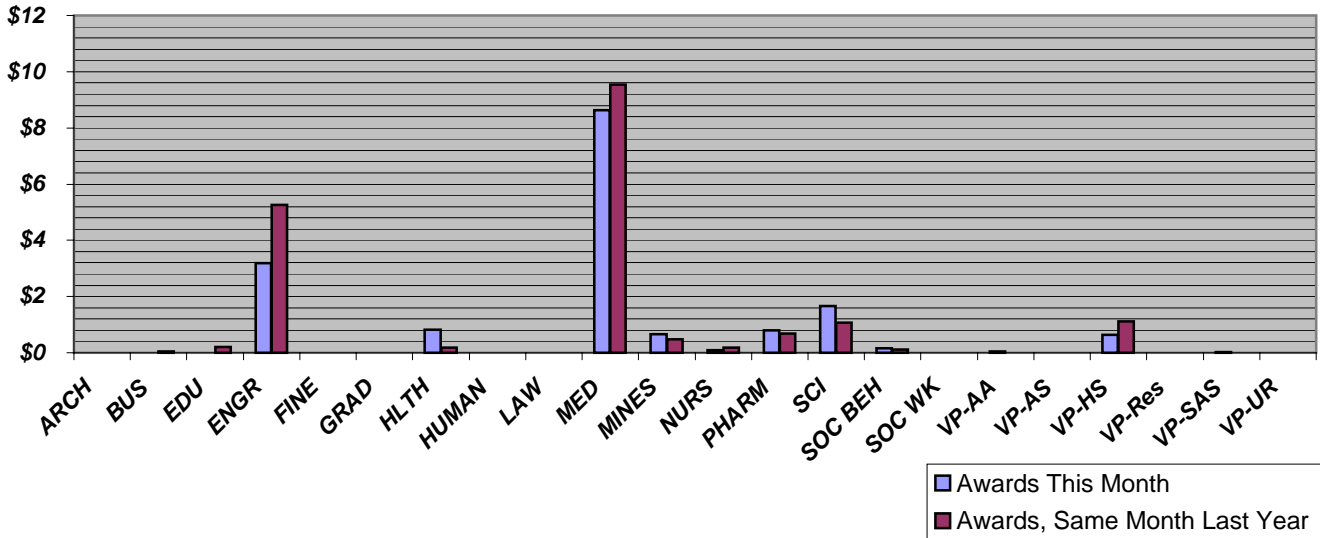
**VICE-PRESIDENT FOR RESEARCH**  
**March 2001**  
**Part IV of V--AWARDS BY COLLEGE**

DATE: April 20, 2001

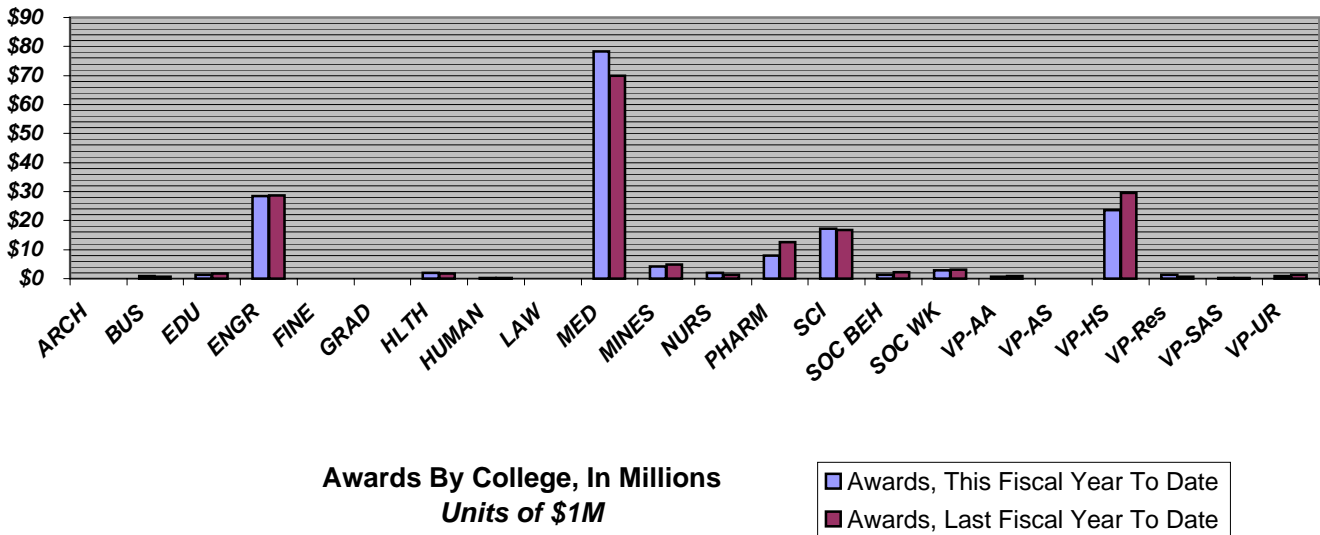
	March 2001		March 2000		FISCAL YEAR TO DATE (7/00-3/01)		FISCAL YEAR TO DATE (7/99-3/00)	
	<i>No.</i>	<i>Total Amt.</i>	<i>No.</i>	<i>Total Amt.</i>	<i>No.</i>	<i>Total Amt.</i>	<i>No.</i>	<i>Total Amt.</i>
<b>ARCHITECTURE</b>	0	-	0	-	5	78,510	1	1,020
<b>BUSINESS</b>	0	-	1	50,000	6	838,406	12	582,291
<b>EDUCATION</b>	0	-	2	213,240	15	1,271,726	19	1,808,490
<b>ENGINEERING</b>	38	3,190,974	24	5,267,729	291	28,356,893	266	28,613,575
<b>FINE ARTS</b>	0	-	0	-	1	10,000	1	8,000
<b>GRADUATE SCHOOL</b>	0	-	0	-	2	6,000	0	-
<b>HEALTH</b>	4	826,482	3	186,872	26	2,028,362	23	1,671,131
<b>HUMANITIES</b>	0	-	0	-	5	186,811	6	247,960
<b>LAW</b>	0	-	0	-	1	21,062	1	22,000
<b>MEDICINE</b>	89	8,634,584	75	9,536,123	726	78,352,260	630	69,879,858
<b>MINES &amp; EARTH SCIENCES</b>	13	667,697	8	467,823	78	4,097,240	85	4,790,758
<b>NURSING</b>	1	87,562	1	186,356	12	1,922,699	14	1,392,217
<b>PHARMACY</b>	6	791,702	8	688,897	80	7,876,388	83	12,665,478
<b>SCIENCE</b>	14	1,651,370	10	1,068,247	177	17,119,052	158	16,848,354
<b>SOCIAL &amp; BEHAVIORAL SCIENCES</b>	6	149,895	3	123,648	40	1,344,321	39	2,274,910
<b>SOCIAL WORK</b>	0	-	0	-	21	2,886,186	25	3,092,276
<b>VP/ACADEMIC AFFAIRS</b>	2	55,038	1	5,000	17	629,283	18	978,514
<b>VP/ADMINISTRATIVE SERVICES</b>	0	-	0	-	1	5,700	0	-
<b>VP/HEALTH SCIENCES</b>	5	633,663	8	1,104,967	189	23,660,694	214	29,548,692
<b>VP/RESEARCH</b>	0	-	0	-	29	1,274,402	22	614,950
<b>VP/STUDENT AFFAIRS &amp; SERVICES</b>	2	16,500	0	-	8	304,964	8	285,490
<b>VP/UNIVERSITY RELATIONS</b>	1	2,650	0	-	8	803,733	6	1,387,323
<b>GRAND TOTALS</b>	<b>181</b>	<b>\$16,708,117</b>	<b>144</b>	<b>\$18,898,902</b>	<b>1,738</b>	<b>\$173,074,692</b>	<b>1,631</b>	<b>\$176,713,287</b>

## Part IV of V Summary of Awards by College March 2001

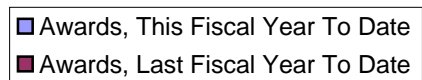
### March 2001 vs. March 2000



### FYTD March 2001 vs. FYTD March 2000



**Awards By College, In Millions  
Units of \$1M**



**VICE-PRESIDENT FOR RESEARCH**  
**March 2001**  
**Part IV of IV--GENERAL COLLEGE ACTIVITY**

DATE: April 20, 2001

		March 2001		March 2000		FISCAL YEAR TO DATE (7/00-3/01)		FISCAL YEAR TO DATE (7/99-3/00)	
		<u>No.</u>	<u>Total Amt.</u>	<u>No.</u>	<u>Total Amt.</u>	<u>No.</u>	<u>Total Amt.</u>	<u>No.</u>	<u>Total Amt.</u>
<b>ARCHITECTURE</b>									
<b>Proposals</b>		0	-	0	-	4	13,700	2	29,754
<b>Awards</b>	Research	0	-	0	-	1	64,510	1	1,020
	Other	0	-	0	-	3	12,200	0	-
	Instruction	0	-	0	-	1	1,800	0	-
	Clinical	0	-	0	-	0	-	0	-
	<b>Totals</b>	0	-	0	-	5	78,510	1,020	1,020
<b>BUSINESS</b>									
<b>Proposals</b>		0	0	1	50,000	0	-	4	527,353
<b>Awards</b>	Research	0	-	1	50,000	5	843,286	4	482,291
	Other	0	-	0	-	0	-	0	-
	Instruction	0	-	0	-	1	(4,880)	8	100,000
	Clinical	0	-	0	-	0	-	0	-
	<b>Totals</b>	0	-	1	50,000	6	838,406	12	582,291
<b>EDUCATION</b>									
<b>Proposals</b>		0	-	0	-	17	6,998,538	20	6,946,506
<b>Awards</b>	Research	0	-	1	24,584	3	528,785	7	351,754
	Other	0	-	0	-	6	232,710	4	398,250
	Instruction	0	-	1	188,656	6	510,231	8	1,058,486
	Clinical	0	-	0	-	0	-	0	-
	<b>Totals</b>	0	0	2	213,240	15	1,271,726	19	1,808,490
<b>ENGINEERING</b>									
<b>Proposals</b>		29	15,401,900	15	10,163,602	229	123,198,550	219	95,960,086
<b>Awards</b>	Research	32	2,859,059	22	5,159,751	257	27,449,903	239	28,008,082
	Other	4	215,000	1	800	24	479,523	18	359,065
	Instruction	2	116,915	1	107,178	10	427,467	9	246,428
	Clinical	0	-	0	-	0	-	0	-
	<b>Totals</b>	38	3,190,974	24	5,267,729	291	28,356,893	266	28,613,575
<b>FINE ARTS</b>									
<b>Proposals</b>		0	-	1	103,500	1	3,000	2	810,576
<b>Awards</b>	Research	0	-	0	-	0	-	0	-
	Other	0	-	0	-	1	10,000	1	8,000
	Instruction	0	-	0	-	0	-	0	-
	Clinical	0	-	0	-	0	-	0	-
	<b>Totals</b>	0	-	0	-	1	10,000	1	8,000



		March 2001		March 2000		FISCAL YEAR TO DATE (7/00-3/01)		FISCAL YEAR TO DATE (7/99-3/00)	
		<u>No.</u>	<u>Total Amt.</u>	<u>No.</u>	<u>Total Amt.</u>	<u>No.</u>	<u>Total Amt.</u>	<u>No.</u>	<u>Total Amt.</u>
<b>GRADUATE SCHOOL</b>									
<b>Proposals</b>		0	-	0	-	0	-	0	-
<b>Awards</b>	Research	0	-	0	-	0	-	0	-
	Other	0	-	0	-	0	-	0	-
	Instruction	0	-	0	-	2	6,000	0	-
	Clinical	0	-	0	-	0	-	0	-
	<b>Totals</b>	0	-	0	-	2	6,000	0	-
<b>HEALTH</b>									
<b>Proposals</b>		2	60,000	1	15,000	18	3,812,935	14	1,292,949
<b>Awards</b>	Research	3	781,482	0	-	9	1,594,901	5	402,293
	Other	1	45,000	2	166,372	16	379,206	13	1,082,251
	Instruction	0	-	1	20,500	1	54,255	3	173,476
	Clinical	0	-	0	-	0	-	2	13,111
	<b>Totals</b>	4	826,482	3	186,872	26	2,028,362	23	1,671,131
<b>HUMANITIES</b>									
<b>Proposals</b>		1	5,000	1	39,680	11	329,385	9	1,612,139
<b>Awards</b>	Research	0	-	0	-	2	170,011	2	53,000
	Other	0	-	0	-	2	6,000	2	2,000
	Instruction	0	-	0	-	1	10,800	2	192,960
	Clinical	0	-	0	-	0	-	0	-
	<b>Totals</b>	0	-	0	-	5	186,811	6	247,960
<b>LAW</b>									
<b>Proposals</b>		0	-	0	-	0	-	0	-
<b>Awards</b>	Research	0	-	0	-	0	-	0	-
	Other	0	-	0	-	1	21,062	1	22,000
	Instruction	0	-	0	-	0	-	0	-
	Clinical	0	-	0	-	0	-	0	-
	<b>Totals</b>	0	-	0	-	1	21,062	0	22,000
<b>MEDICINE</b>									
<b>Proposals</b>		39	27,321,122	56	21,614,990	437	235,922,986	460	237,686,953
<b>Awards</b>	Research	63	7,302,388	43	7,061,645	476	63,529,122	385	51,115,870
	Other	2	15,523	8	268,329	71	3,110,651	81	6,430,138
	Instruction	4	431,250	7	729,454	44	3,115,805	52	3,960,713
	Clinical	20	885,423	17	1,476,695	135	8,596,682	112	8,373,137
	<b>Totals</b>	89	8,634,584	75	9,536,123	726	78,352,260	630	69,879,858
<b>MINES &amp; EARTH SCIENCES</b>									
<b>Proposals</b>		9	5,953,678	7	1,427,444	68	21,367,887	74	17,780,495
<b>Awards</b>	Research	10	646,697	8	467,823	57	2,972,786	65	4,104,885
	Other	2	-	0	-	18	969,463	16	581,191
	Instruction	1	21,000	0	-	3	154,991	4	104,682
	Clinical	0	-	0	-	0	-	0	-
	<b>Totals</b>	13	667,697	8	467,823	78	4,097,240	85	4,790,758

		March 2001		March 2000		FISCAL YEAR TO DATE (7/00-3/01)		FISCAL YEAR TO DATE (7/99-3/00)	
		<u>No.</u>	<u>Total Amt.</u>	<u>No.</u>	<u>Total Amt.</u>	<u>No.</u>	<u>Total Amt.</u>	<u>No.</u>	<u>Total Amt.</u>
<b>NURSING</b>									
<b>Proposals</b>		0	-	0	-	6	2,845,283	16	9,404,242
<b>Awards</b>	Research	1	87,562	1	186,356	9	1,336,980	6	637,471
	Other	0	-	0	-	1	428,542	5	621,755
	Instruction	0	-	0	-	2	157,177	3	132,991
	Clinical	0	-	0	-	0	-	0	-
	<b>Totals</b>	1	87,562	1	186,356	12	1,922,699	14	1,392,217
<b>PHARMACY</b>									
<b>Proposals</b>		5	1,862,553	4	1,142,649	52	23,153,178	39	37,022,323
<b>Awards</b>	Research	4	783,927	3	478,551	51	5,474,657	59	11,129,967
	Other	1	1,275	5	210,346	19	1,839,074	20	1,389,232
	Instruction	0	-	0	-	0	-	1	5,000
	Clinical	1	6,500	0	-	10	562,657	3	141,279
	<b>Totals</b>	6	791,702	8	688,897	80	7,876,388	83	12,665,478
<b>SCIENCE</b>									
<b>Proposals</b>		9	3,898,178	9	4,379,025	135	113,502,559	134	54,037,804
<b>Awards</b>	Research	12	1,581,737	10	1,068,247	163	16,705,618	148	16,043,813
	Other	1	57,133	0	-	5	105,243	3	602,137
	Instruction	1	12,500	0	-	9	308,191	7	202,404
	Clinical	0	-	0	-	0	-	0	-
	<b>Totals</b>	14	1,651,370	10	1,068,247	177	17,119,052	158	16,848,354
<b>SOCIAL &amp; BEHAVIORAL SCIENCES</b>									
<b>Proposals</b>		4	276,302	3	206,405	40	13,521,537	36	10,059,330
<b>Awards</b>	Research	5	145,208	3	123,648	21	1,194,118	22	1,835,218
	Other	1	4,687	0	-	16	98,376	13	330,782
	Instruction	0	-	0	-	3	51,827	4	108,910
	Clinical	0	-	0	-	0	-	0	-
	<b>Totals</b>	6	149,895	3	123,648	40	1,344,321	39	2,274,910
<b>SOCIAL WORK</b>									
<b>Proposals</b>		2	127,152	1	137,700	11	2,019,360	7	6,189,016
<b>Awards</b>	Research	0	-	0	-	4	300,795	11	733,913
	Other	0	-	0	-	14	784,460	2	63,600
	Instruction	0	-	0	-	3	1,800,931	12	2,294,763
	Clinical	0	-	0	-	0	-	0	-
	<b>Totals</b>	0	-	0	-	21	2,886,186	25	3,092,276
<b>VP FOR ACADEMIC AFFAIRS*</b>									
<b>Proposals</b>		3	2,538,711	4	1,313,426	21	4,617,039	25	3,332,273
<b>Awards</b>	Research	0	-	0	-	1	79,214	2	60,600
	Other	2	55,038	1	5,000	14	520,069	16	917,914
	Instruction	0	-	0	-	2	30,000	0	-
	Clinical	0	-	0	-	0	-	0	-
	<b>Totals</b>	2	55,038	1	5,000	17	629,283	18	978,514

		March 2001		March 2000		FISCAL YEAR TO DATE (7/00-3/01)		FISCAL YEAR TO DATE (7/99-3/00)	
		<u>No.</u>	<u>Total Amt.</u>	<u>No.</u>	<u>Total Amt.</u>	<u>No.</u>	<u>Total Amt.</u>	<u>No.</u>	<u>Total Amt.</u>
<b>VP FOR ADMINISTRATIVE SERVICES*</b>									
<b>Proposals</b>		0	-	1	50,000	1	5,699	2	55,115
<b>Awards</b>	Research	0	-	0	-	0	-	0	-
	Other	0	-	0	-	1	5,700	0	-
	Instruction	0	-	0	-	0	-	0	-
	Clinical	0	-	0	-	0	-	0	-
	<b>Totals</b>	0	-	0	-	1	5,700	0	-
<b>VP FOR HEALTH SCIENCES*</b>									
<b>Proposals</b>		7	4,240,963	11	10,244,934	44	42,782,416	44	51,192,266
<b>Awards</b>	Research	5	633,663	4	976,652	176	22,608,089	200	28,635,902
	Other	0	-	0	-	2	435,678	4	313,500
	Instruction	0	-	0	-	1	25,000	1	36,000
	Clinical	0	-	4	128,315	10	591,927	9	563,290
	<b>Totals</b>	5	633,663	8	1,104,967	189	23,660,694	214	29,548,692
<b>VP FOR RESEARCH*</b>									
<b>Proposals</b>		1	30,000	0	-	7	2,463,083	4	201,061
<b>Awards</b>	Research	0	-	0	-	3	197,000	1	264,875
	Other	0	-	0	-	23	1,069,902	19	344,250
	Instruction	0	-	0	-	0	-	0	-
	Clinical	0	-	0	-	3	7,500	2	5,825
	<b>Totals</b>	0	-	0	-	29	1,274,402	22	614,950
<b>VP FOR STUDENT AFFAIRS &amp; SERVICES*</b>									
<b>Proposals</b>		0	-	0	-	6	1,203,637	5	44,500
<b>Awards</b>	Research	0	-	0	-	0	-	2	25,500
	Other	2	16,500	0	-	6	61,394	4	19,000
	Instruction	0	-	0	-	2	243,570	2	240,990
	Clinical	0	-	0	-	0	-	0	-
	<b>Totals</b>	2	16,500	0	-	8	304,964	8	285,490
<b>VP FOR UNIVERSITY RELATIONS*</b>									
<b>Proposals</b>		0	-	1	53,000	9	4,643,491	9	2,354,451
<b>Awards</b>	Research	0	-	0	-	1	112,500	0	-
	Other	1	2,650	0	-	7	691,233	6	1,387,323
	Instruction	0	-	0	-	0	-	0	-
	Clinical	0	-	0	-	0	-	0	-
	<b>Totals</b>	1	2,650	0	-	8	803,733	6	1,387,323
<b>Totals, Proposals</b>		111	61,715,559	116	50,941,355	1,117	602,404,263	1,125	536,539,192
<b>Totals, AWARDS</b>		181	\$16,708,117	144	\$18,898,902	1,738	\$173,074,692	2,649	\$176,713,287

\* Amounts for Vice-Presidents' Offices may reflect activity by Institutes, Centers & other discrete organizational entities that report directly to their cognizant Vice Presidents, rather than to a College or Graduate School.