

DATE: *March 17, 2004*TO: A. Lorris Betz  
FROM: Raymond F. Gesteland

SUBJECT: 5-Part Monthly Activity Report

**Part I of V--RESEARCH ACTIVITY SUMMARY**

	February 2004		February 2003		FISCAL YEAR TO DATE (7/03-2/04)		FISCAL YEAR TO DATE (7/02-2/03)	
	<u>No.</u>	<u>Total Amt.</u>	<u>No.</u>	<u>Total Amt.</u>	<u>No.</u>	<u>Total Amt.</u>	<u>No.</u>	<u>Total Amt.</u>
<b>PROPOSALS*</b>	182	\$ 151,399,163	171	\$ 123,543,209	1295	\$ 749,335,767	1102	\$ 658,654,620
<b>AWARDS</b>								
Research	111	\$17,405,178	103	\$12,933,841	1,035	156397177	1,071	147858363
Other	30	6,472,664	25	1,042,685	271	21,707,111	289	21,653,683
Instruction	12	968,998	7	1,584,752	111	13,057,186	83	8,736,414
Clinical	20	436,250	13	557,911	166	9,737,811	95	9,001,580
<b>SUBTOTALS</b>	<b>173</b>	<b>25,283,090</b>	<b>148</b>	<b>16,119,189</b>	<b>1,583</b>	<b>200,899,285</b>	<b>1,538</b>	<b>187,250,040</b>
<b>Fellowships &amp;     Financial Aids</b>		996		105,064		15,131,871		14,378,387
<b>ALL AWARD TOTALS</b>		<b>\$ 25,284,086</b>		<b>\$ 16,224,253</b>		<b>\$ 216,031,156</b>		<b>\$ 201,628,427</b>

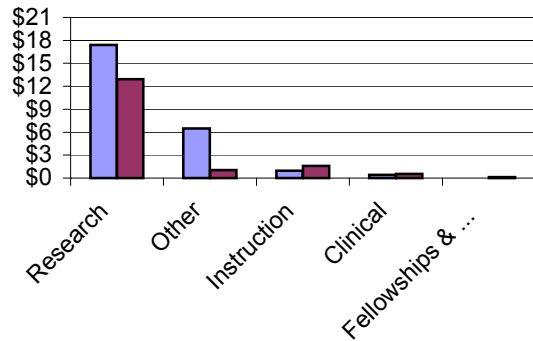
cc: Coralie Alder  
James R. Bardsley  
A. Lorris Betz  
Jeffrey R. Botkin  
Paul Brinkman  
Jayne Carney  
Arnold B. Combe  
Fred C. Esplin  
John G. Francis  
Raymond F. Gesteland  
Jerry Kaplan  
Richard E. Kendell  
Elliott C. Kulakowski  
Gary D. Levy  
Nancy Lyon  
J. Michael Mattsson  
Barbara K. Nielsen  
David W. Pershing  
Ronald J. Pugmire  
Lee Siegel  
Laura Snow  
Kimberly Wirthlin

**Raymond F. Gesteland**  
**Vice-President for Research**

## Part I of V Summary of University Research Activity February 2004

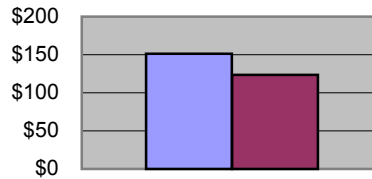
### February 2004 vs. February 2003

**Awards, In Millions**



■ Awards This Month  
■ Awards, Same Month Last Year

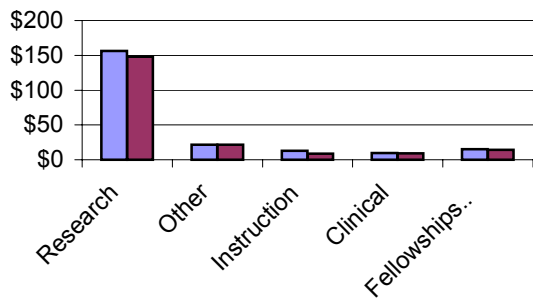
**Proposals, In Millions**



■ All Proposals, This Month  
■ All Proposals, Same Month Last Year

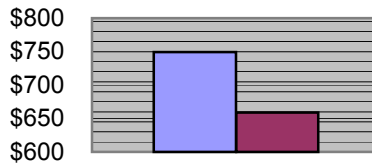
### FYTD February 2004 vs. FYTD February 2003

**Awards, In Millions**



■ Awards, This Fiscal Year To Date  
■ Awards, Same Month Last Fiscal Year To Date

**Proposals, In Millions**



■ All Proposals, This Fiscal Year To Date  
■ All Proposals, Last Fiscal Year To Date

## VICE-PRESIDENT FOR RESEARCH

*February 2004*

### Part II of V--PROPOSALS AND AWARDS OVER \$2 MILLION

DATE: March 17, 2004

#### PROPOSALS

	<i>Department</i>	<i>Sponsor Name</i>	<i>Proposal Title</i>	<i>Start Date</i>	<i>End Date</i>	<i>Total Amount</i>
<b>College of Engineering</b>						
Cohen, Elaine	Computing, School Of	NSF/Natl Science Fndn	ITR:NJS/ASE\ (DMC,SIM\):Co ntinuous, Discrete, And Statistical Methods For 3-D Object Recognition.	9/1/04	8/31/09	\$3,874,525
Davis, Alan L	Computing, School Of	NSF/Natl Science Fndn	ITR:Architectures For Perceptive Embedded Systems.	9/1/04	9/1/08	\$2,373,705
Farhang-Boroujeny, B	Electr & Computer Engr	NSF/Natl Science Fndn	Collaborative Research: Communication Strategies For Very Large Sensor Networks.	9/1/04	8/31/09	\$2,020,001
<b>Medicine</b>						
Chapman, C Richard	Anesthesiology	PHS/Public Health Service	Improving Measurement Of Acute Pain.	12/1/04	11/30/09	\$2,659,129
Atkins, John F	Human Genetics	PHS/Public Health Service   Natl Inst Gen Med Science	Recoding: Dynamic Reprogramming Of Genetic Readout.	4/1/05	3/31/10	\$2,683,199
Spangrude, Gerald J	Internal Medicine	PHS/Public Health Service   Natl Inst Diabet Digest K	Defining Hematopoietic Progenitors In Mouse Bone Marrow.	1-Feb-05	1-Jan-10	\$2,222,651.00
Cannon-Albright, Lisa	Medical Informatics	PHS/Public Health Service   Natl Cancer Institute	Mapping And Cloning Prostate Cancer Predisposition Loci.	8/1/05	7/31/10	\$3,364,890
Schoenwolf, Gary C	Neurobiology & Anatomy	PHS/Public Health Service   Natl Inst/Deaf Oth Comm D	Forming And Patterning The Vertebrate Inner Ear.	5/1/05	4/30/10	\$2,369,019
Soisson, Andrew P	Obstetrics & Gynecology	PHS/Public Health Service   Natl Cancer Institute	Double-Targeted Macromacular Therapeutics For The Treatment Of Ovarian Cancer.	12/1/04	11/30/09	\$3,576,148

	<i>Department</i>	<i>Sponsor Name</i>	<i>Proposal Title</i>	<i>Start Date</i>	<i>End Date</i>	<i>Total Amount</i>
<b>Medicine (continued)</b>						
Thibeault,Susan L	Surgery	PHS/Public Health Service   Natl Inst Dental Craniofa   Engineering	The Vocal Fold Extracellular Matrix.	1-Feb-05	31-Mar-10	\$3,307,395.00
<b>Pharmacy</b>						
Cheatham,Thomas E	Medicinal Chemistry	PHS/Public Health Service	Computational Biology And Bioinformatics Online.	12/1/04	11/30/09	\$3,217,758
White,H Steve	Pharmacology & Toxicology	PHS/Public Health Service   Natl Inst Neurol Dis/Stro	Identification And Characterization Of Novel Therapeutics For The Treatment And Prevention Of Epilepsy.	7/29/04	7/30/05	\$13,170,515
<b>Science</b>						
Voth,Gregory A	Chemistry	NSF/Natl Science Fndn	A New Multi-Scale Paradigm For Biomolecular Simulations.	9/1/04	8/31/09	\$3,204,778
Fogelson,Aaron L	Mathematics	NSF/Natl Science Fndn	Collaborative Research: Computational Tools For Multiscale Dynamical Modeling Of Blood Clotting And Vascular Biology.	1/1/05	12/31/10	\$2,306,832
<b>VP Research</b>						
Foresti,Stefano A	Ctr High Performance Comp	NSF/Natl Science Fndn	ITR- (NHS)- (INT) Inter-Disciplinary Information Representation (IDIR).	9/1/03	8/31/08	\$2,991,905
<b>SVP/Health</b>						
Betz,A Lorris	Off VP Health Sciences	PHS/Public Health Service   Natl Eye Instit	Animal Facility For New Moran Eye Center.	3/1/04	9/1/06	\$2,680,838
<b>AWARDS</b>						
<b>Medicine</b>						
Betz,A Lorris	Sch Med/Dean's Office	Natl Ctr Res Resources	General Clinical Research Center. CFDA 93.333. General Clinical Research Center Grant (M01). RFA PA-90-30 (Cap).	12/1/77	2/28/06	\$2,028,991
<b>Pharmacy</b>						
Crouch,Dennis J	Pharmacology & Toxic	Sports Med Res & Test Lab	Sports Medicine Research & Testing Laboratory At The University Of Utah.	12/15/03	12/2/08	\$5,785,417

**VICE-PRESIDENT FOR RESEARCH**  
**February 2004**  
**Part III of V--AWARDS BY SPONSOR**

DATE: March 17, 2004

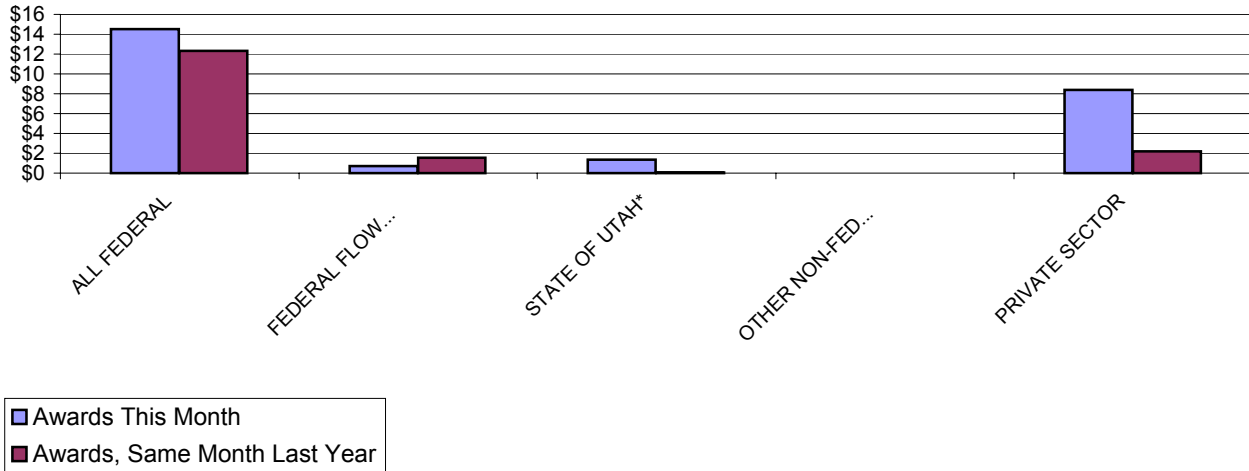
	February 2004		February 2003		FISCAL YEAR TO DATE (7/03-2/04)		FISCAL YEAR TO DATE (7/02-2/03)	
	<u>No.</u>	<u>Total Amt.</u>	<u>No.</u>	<u>Total Amt.</u>	<u>No.</u>	<u>Total Amt.</u>	<u>No.</u>	<u>Total Amt.</u>
<b>ALL FEDERAL</b>	<b>75</b>	<b>\$ 14,548,187</b>	<b>63</b>	<b>\$ 12,310,372</b>	<b>687</b>	<b>\$ 134,229,567</b>	<b>678</b>	<b>\$ 125,180,702</b>
<i>Misc. Federal Agencies</i>	0	-	0	-	10	2,053,033	5	684,292
Nat'l Aeronaut/Space Adm	4	607,171	5	293,635	14	988,893	17	1,008,581
Nat'l Endowmt/Humanities	0	-	0	-	2	27,402	1	107,331
Nat'l Science Foundation	11	1,071,358	8	1,786,395	113	18,875,234	102	16,491,271
US Dept of Agriculture	0	-	0	-	1	74,960	1	134,510
US Dept of Commerce	1	125,000	0	-	7	502,663	6	237,271
US Dept of Defense	5	1,170,431	5	1,163,872	26	3,485,798	36	3,880,380
US Dept of Education	0	-	0	-	14	2,467,312	11	2,127,121
US Dept of Energy	7	879,313	3	188,836	43	4,514,834	56	6,443,714
US Dept of the Interior	1	82,639	1	12,400	25	848,084	26	1,405,111
US Dept of Transportation	0	-	0	-	1	61,826	0	-
US Environmental Prot Agcy	0	-	0	-	11	2,235,400	2	100,000
US Health & Human Servs	46	10,612,275	41	8,865,234	420	98,094,128	415	92,561,120
US Veterans Admin	0	-	0	-	0	-	0	-
<b>FEDERAL FLOW-DOWN</b>	<b>23</b>	<b>720,516</b>	<b>24</b>	<b>1,577,812</b>	<b>285</b>	<b>18,531,188</b>	<b>262</b>	<b>13,674,948</b>
<b>STATE OF UTAH*</b>	<b>11</b>	<b>1,381,057</b>	<b>4</b>	<b>55,379</b>	<b>114</b>	<b>6,365,439</b>	<b>93</b>	<b>6,472,646</b>
<b>OTHER NON-FED GOVT.</b>	<b>2</b>	<b>219,447</b>	<b>0</b>	<b>-</b>	<b>12</b>	<b>486,746</b>	<b>7</b>	<b>176,149</b>
<b>PRIVATE SECTOR</b>	<b>62</b>	<b>8,413,883</b>	<b>57</b>	<b>2,175,626</b>	<b>485</b>	<b>41,286,345</b>	<b>498</b>	<b>41,745,595</b>
Commercial Sponsors	33	6,613,508	37	1,648,432	300	21,099,544	294	18,746,687
Not-For-Profit Sponsors	29	1,800,375	20	527,194	185	20,186,801	204	22,998,908
<b>GRAND TOTALS</b>	<b>173</b>	<b>\$ 25,283,090</b>	<b>148</b>	<b>\$ 16,119,189</b>	<b>1583</b>	<b>\$ 200,899,285</b>	<b>1538</b>	<b>\$ 187,250,040</b>

\* State of Utah direct and prime flow-down sponsorship

## Part III of V Summary of Awards by Sponsor February 2004

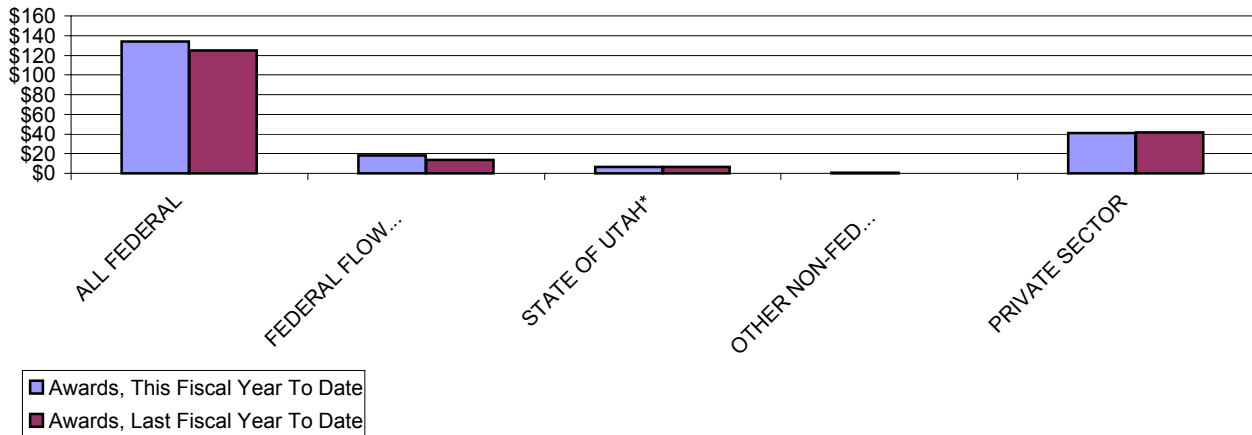
**February 2004 vs. February 2003**

**Awards, In Millions**



**FYTD February 2004 vs. FYTD February 2003**

**Awards, In Millions**



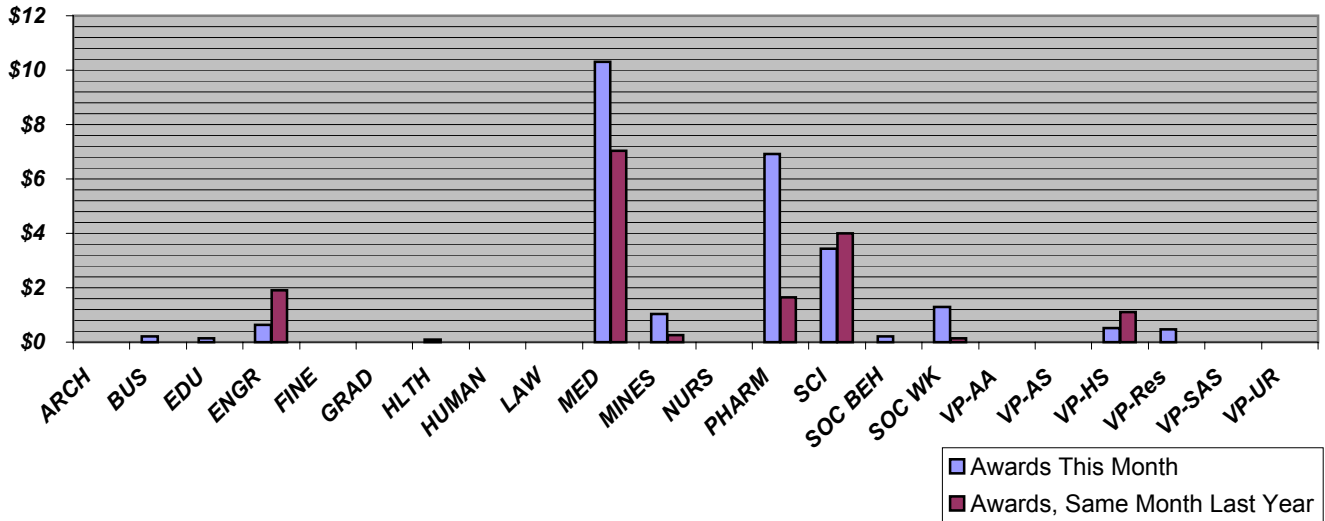
**VICE-PRESIDENT FOR RESEARCH**  
*February 2004*  
**Part IV of V--AWARDS BY COLLEGE**

DATE: March 17, 2004

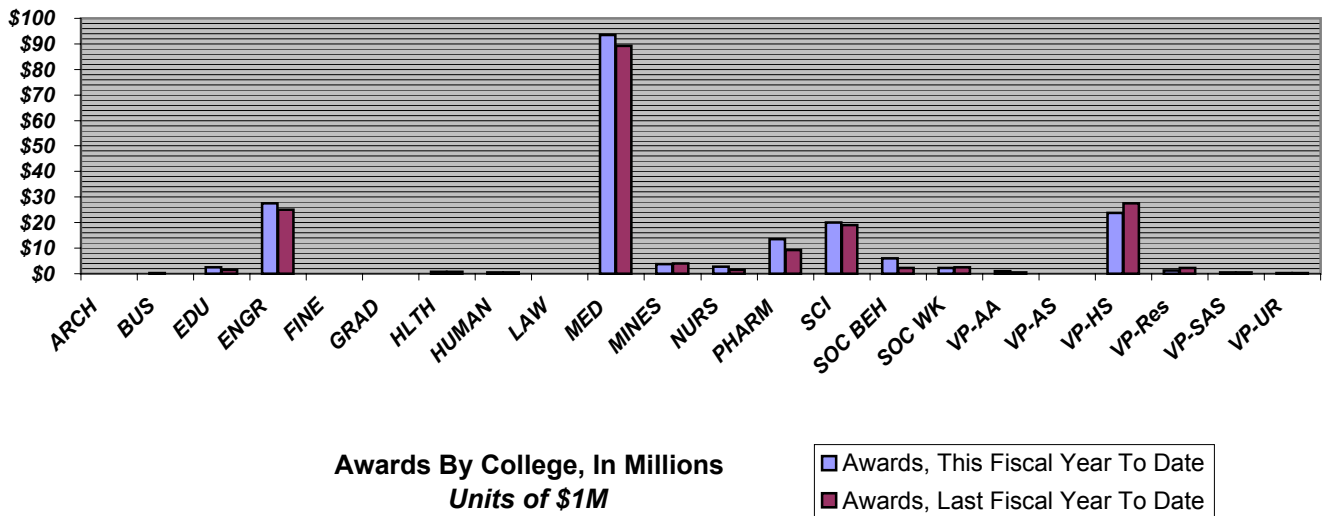
	February 2004		February 2003		FISCAL YEAR TO DATE (7/03-2/04)		FISCAL YEAR TO DATE (7/02-2/03)	
	<u>No.</u>	<u>Total Amt.</u>	<u>No.</u>	<u>Total Amt.</u>	<u>No.</u>	<u>Total Amt.</u>	<u>No.</u>	<u>Total Amt.</u>
ARCHITECTURE	0	-	0	-	3	8,481	3	54,008
BUSINESS	3	215,997	0	-	10	352,116	3	25,827
EDUCATION	1	142,707	0	-	18	2,526,995	9	1,619,488
ENGINEERING	19	642,744	24	1,914,267	228	27,603,715	255	24,958,329
FINE ARTS	0	-	0	-	0	-	4	56,000
GRADUATE SCHOOL	0	-	0	-	0	-	1	37,270
HEALTH	2	88,871	0	-	19	721,635	21	800,942
HUMANITIES	1	5,000	0	-	12	533,422	7	505,631
LAW	0	-	0	-	1	1,000	0	-
MEDICINE	79	10,301,282	68	7,033,213	731	93,382,984	652	89,151,298
MINES & EARTH SCIENCES	11	1,044,510	7	270,135	81	3,787,958	92	3,991,365
NURSING	0	-	0	-	20	2,842,641	10	1,527,456
PHARMACY	13	6,908,271	13	1,636,709	82	13,653,530	71	9,332,237
SCIENCE	21	3,443,917	22	3,998,860	143	20,116,847	168	19,116,276
SOCIAL & BEHAVIORAL SCIENCES	8	213,919	1	5,000	46	6,121,075	38	2,339,130
SOCIAL WORK	7	1,297,237	1	149,693	34	2,236,197	25	2,522,713
VP/ACADEMIC AFFAIRS	1	7,500	0	-	14	1,112,472	13	466,120
VP/ADMINISTRATIVE SERVICES	0	-	0	-	1	6,597	0	-
VP/HEALTH SCIENCES	6	511,135	9	1,106,312	107	23,726,177	135	27,608,152
VP/RESEARCH	1	460,000	3	5,000	16	1,331,229	17	2,283,414
VP/STUDENT AFFAIRS & SERVICES	0	-	0	-	9	624,295	8	615,116
VP/UNIVERSITY RELATIONS	0	-	0	-	8	209,919	6	239,268
<b>GRAND TOTALS</b>	<b>173</b>	<b>\$25,283,090</b>	<b>148</b>	<b>\$16,119,189</b>	<b>1,583</b>	<b>\$200,899,285</b>	<b>1,538</b>	<b>\$187,250,040</b>

**Part IV of V**  
**Summary of Awards by College**  
**February 2004**

**February 2004 vs. February 2003**



**FYTD February 2004 vs. FYTD February 2003**



**Awards By College, In Millions**  
**Units of \$1M**

■ Awards, This Fiscal Year To Date  
■ Awards, Last Fiscal Year To Date



**VICE-PRESIDENT FOR RESEARCH**  
**February 2004**  
**Part V of V--GENERAL COLLEGE ACTIVITY**

DATE: March 17, 2004

		February 2004		February 2003		FISCAL YEAR TO DATE (7/03-2/04)		FISCAL YEAR TO DATE (7/02-2/03)	
		<u>No.</u>	<u>Total Amt.</u>	<u>No.</u>	<u>Total Amt.</u>	<u>No.</u>	<u>Total Amt.</u>	<u>No.</u>	<u>Total Amt.</u>
<b>ARCHITECTURE</b>									
<b>Proposals</b>		0	-	0	-	2	10,465	1	2,500
<b>Awards</b>	Research	0	-	0	-	1	4,591	2	52,638
	Other	0	-	0	-	2	3,890	1	1,370
	Instruction	0	-	0	-	0	-	0	-
	Clinical	0	-	0	-	0	-	0	-
	<b>Totals</b>	0	-	0	-	3	8,481	3	54,008
<b>BUSINESS</b>									
<b>Proposals</b>		3	120,170	3	499,304	9	1,809,087	16	5,576,773
<b>Awards</b>	Research	0	-	0	-	5	86,119	1	2,000
	Other	2	6,550	0	-	4	56,550	2	23,827
	Instruction	1	209,447	0	-	1	209,447	0	-
	Clinical	0	-	0	-	0	-	0	-
	<b>Totals</b>	3	215,997	0	-	10	352,116	3	25,827
<b>EDUCATION</b>									
<b>Proposals</b>		4	257,592	6	2,031,604	15	2,895,475	14	4,934,599
<b>Awards</b>	Research	0	-	0	-	6	307,167	3	261,731
	Other	0	-	0	-	3	497,336	3	740,559
	Instruction	1	142,707	0	-	9	1,722,492	3	617,198
	Clinical	0	-	0	-	0	-	0	-
	<b>Totals</b>	1	142,707	0	-	18	2,526,995	9	1,619,488
<b>ENGINEERING</b>									
<b>Proposals</b>		43	31,369,666	32	22,538,845	211	117,627,465	197	127,666,860
<b>Awards</b>	Research	17	632,844	21	1,835,025	195	26,829,021	227	23,920,140
	Other	2	9,900	2	35,000	19	505,104	18	351,447
	Instruction	0	-	1	44,242	14	269,590	10	686,742
	Clinical	0	-	0	-	0	-	0	-
	<b>Totals</b>	19	642,744	24	1,914,267	228	27,603,715	255	24,958,329
<b>FINE ARTS</b>									
<b>Proposals</b>		0	-	1	199,583	1	1,500	3	222,043
<b>Awards</b>	Research	0	-	0	-	0	-	0	-
	Other	0	-	0	-	0	-	2	32,500
	Instruction	0	-	0	-	0	-	2	23,500
	Clinical	0	-	0	-	0	-	0	-
	<b>Totals</b>	0	-	0	-	0	-	4	56,000

	February 2004		February 2003		FISCAL YEAR TO DATE (7/03-2/04)		FISCAL YEAR TO DATE (7/02-2/03)	
	<u>No.</u>	<u>Total Amt.</u>	<u>No.</u>	<u>Total Amt.</u>	<u>No.</u>	<u>Total Amt.</u>	<u>No.</u>	<u>Total Amt.</u>
<b>GRADUATE SCHOOL</b>								
<i>Proposals</i>	0	-	1	85,205	0	-	2	122,475

<i>Awards</i>	Research	0	-	0	-	0	-	1	37,270
	Other	0	-	0	-	0	-	0	-
	Instruction	0	-	0	-	0	-	0	-
	Clinical	0	-	0	-	0	-	0	-
	<i>Totals</i>	0	-	0	-	0	-	1	37,270

## HEALTH

<i>Proposals</i>	2	11,825	3	89,683	17	4,945,476	17	4,570,924
------------------	---	--------	---	--------	----	-----------	----	-----------

<i>Awards</i>	Research	0	-	0	-	7	181,971	9	209,908
	Other	2	88,871	0	-	11	481,831	10	509,587
	Instruction	0	-	0	-	1	57,833	2	81,447
	Clinical	0	-	0	-	0	-	0	-
	<i>Totals</i>	2	88,871	0	-	19	721,635	21	800,942

## HUMANITIES

<i>Proposals</i>	1	5,000	2	7,000	17	9,812,016	13	1,913,217
------------------	---	-------	---	-------	----	-----------	----	-----------

<i>Awards</i>	Research	0	-	0	-	1	74,215	3	245,350
	Other	1	5,000	0	-	8	25,703	3	117,281
	Instruction	0	-	0	-	3	433,504	1	143,000
	Clinical	0	-	0	-	0	-	0	-
	<i>Totals</i>	1	5,000	0	-	12	533,422	7	505,631

## LAW

<i>Proposals</i>	0	-	0	-	1	1,000	0	-
------------------	---	---	---	---	---	-------	---	---

<i>Awards</i>	Research	0	-	0	-	0	-	0	-
	Other	0	-	0	-	1	1,000	0	-
	Instruction	0	-	0	-	0	-	0	-
	Clinical	0	-	0	-	0	-	0	-
	<i>Totals</i>	0	-	0	-	1	1,000	0	-

## MEDICINE

<i>Proposals</i>	75	70,581,796	66	39,175,152	535	335,504,755	401	245,751,462
------------------	----	------------	----	------------	-----	-------------	-----	-------------

<i>Awards</i>	Research	47	9,330,182	38	4,569,771	426	72,587,987	410	67,641,946
	Other	7	94,717	13	546,651	102	4,556,712	108	8,163,058
	Instruction	8	499,327	5	1,404,106	59	7,514,393	49	5,421,592
	Clinical	17	377,056	12	512,685	144	8,723,892	85	7,924,702
	<i>Totals</i>	79	10,301,282	68	7,033,213	731	93,382,984	652	89,151,298

## MINES & EARTH SCIENCES

<i>Proposals</i>	6	817,093	8	626,920	71	16,307,739	88	17,941,248
------------------	---	---------	---	---------	----	------------	----	------------

<i>Awards</i>	Research	9	1,002,631	5	257,085	65	3,550,825	65	2,596,729
	Other	2	41,879	2	13,050	16	237,133	27	1,394,636
	Instruction	0	-	0	-	0	-	0	-
	Clinical	0	-	0	-	0	-	0	-
	<i>Totals</i>	11	1,044,510	7	270,135	81	3,787,958	92	3,991,365

	February 2004		February 2003		FISCAL YEAR TO DATE (7/03-2/04)		FISCAL YEAR TO DATE (7/02-2/03)	
	<u>No.</u>	<u>Total Amt.</u>	<u>No.</u>	<u>Total Amt.</u>	<u>No.</u>	<u>Total Amt.</u>	<u>No.</u>	<u>Total Amt.</u>
<b>NURSING</b>								
<i>Proposals</i>	1	174,100	2	2,983,360	16	11,292,549	16	12,515,634

<i>Awards</i>	Research	0	-	0	-	11	1,418,252	9	1,094,096
	Other	0	-	0	-	5	564,377	1	433,360
	Instruction	0	-	0	-	4	860,012	0	-
	Clinical	0	-	0	-	0	-	0	-
	<i>Totals</i>	0	-	0	-	20	2,842,641	10	1,527,456

## PHARMACY

<i>Proposals</i>	14	21,142,023	12	14,445,941	98	62,021,402	59	39,080,725
------------------	----	------------	----	------------	----	------------	----	------------

<i>Awards</i>	Research	6	885,168	10	1,425,696	41	5,813,054	48	7,837,427
	Other	6	5,990,909	1	29,383	34	7,397,726	16	1,185,907
	Instruction	0	-	1	136,404	4	268,635	5	201,277
	Clinical	1	32,194	1	45,226	3	174,115	2	107,626
	<i>Totals</i>	13	6,908,271	13	1,636,709	82	13,653,530	71	9,332,237

## SCIENCE

<i>Proposals</i>	9	10,761,857	15	13,384,061	138	90,571,031	145	98,486,086
------------------	---	------------	----	------------	-----	------------	-----	------------

<i>Awards</i>	Research	20	3,438,917	22	3,998,860	130	18,882,573	159	18,078,906
	Other	0	-	0	-	1	60,000	4	151,161
	Instruction	0	-	0	-	7	1,116,274	5	886,209
	Clinical	1	5,000	0	-	5	58,000	0	-
	<i>Totals</i>	21	3,443,917	22	3,998,860	143	20,116,847	168	19,116,276

## SOCIAL & BEHAVIORAL SCIENCES

<i>Proposals</i>	4	2,202,211	6	2,805,276	50	14,294,924	32	15,726,237
------------------	---	-----------	---	-----------	----	------------	----	------------

<i>Awards</i>	Research	5	133,949	0	-	35	3,531,607	26	2,127,617
	Other	3	79,970	1	5,000	11	2,589,468	11	157,446
	Instruction	0	-	0	-	0	-	1	54,067
	Clinical	0	-	0	-	0	-	0	-
	<i>Totals</i>	8	213,919	1	5,000	46	6,121,075	38	2,339,130

## SOCIAL WORK

<i>Proposals</i>	4	106,622	1	25,000	17	5,751,465	15	2,547,666
------------------	---	---------	---	--------	----	-----------	----	-----------

<i>Awards</i>	Research	5	1,285,237	0	-	19	1,910,199	5	423,397
	Other	2	12,000	1	149,693	15	325,998	20	2,099,316
	Instruction	0	-	0	-	0	-	0	-
	Clinical	0	-	0	-	0	-	0	-
	<i>Totals</i>	7	1,297,237	1	149,693	34	2,236,197	25	2,522,713

## VP FOR ACADEMIC AFFAIRS\*

<i>Proposals</i>	0	-	1	3,355	7	3,564,493	15	2,342,948
------------------	---	---	---	-------	---	-----------	----	-----------

<i>Awards</i>	Research	0	-	0	-	5	61,000	4	195,026
	Other	1	7,500	0	-	8	902,413	9	271,094
	Instruction	0	-	0	-	1	149,059	0	-
	Clinical	0	-	0	-	0	-	0	-
	<i>Totals</i>	1	7,500	0	-	14	1,112,472	13	466,120

		February 2004		February 2003		FISCAL YEAR TO DATE (7/03-2/04)		FISCAL YEAR TO DATE (7/02-2/03)	
		<u>No.</u>	<u>Total Amt.</u>	<u>No.</u>	<u>Total Amt.</u>	<u>No.</u>	<u>Total Amt.</u>	<u>No.</u>	<u>Total Amt.</u>
<b>VP FOR ADMINISTRATIVE SERVICES*</b>									
<b>Proposals</b>		0	-	0	-	1	7,330	0	-
<b>Awards</b>	Research	0	-	0	-	0	-	0	-
	Other	0	-	0	-	1	6,597	0	-
	Instruction	0	-	0	-	0	-	0	-
	Clinical	0	-	0	-	0	-	0	-
	<b>Totals</b>	0	-	0	-	1	6,597	0	-
<b>VP FOR HEALTH SCIENCES*</b>									
<b>Proposals</b>		13	10,118,266	10	20,636,242	69	66,972,333	56	68,312,841
<b>Awards</b>	Research	1	236,250	7	847,404	75	19,804,497	95	21,414,081
	Other	2	135,368	2	258,908	13	2,891,584	30	5,102,802
	Instruction	2	117,517	0	-	5	248,292	2	122,017
	Clinical	1	22,000	0	-	14	781,804	8	969,252
	<b>Totals</b>	6	511,135	9	1,106,312	107	23,726,177	135	27,608,152
<b>VP FOR RESEARCH*</b>									
<b>Proposals</b>		2	3,348,470	1	3,996,678	6	4,221,891	6	8,183,964
<b>Awards</b>	Research	1	460,000	0	-	10	943,807	2	1,621,083
	Other	0	-	3	5,000	6	387,422	15	662,331
	Instruction	0	-	0	-	0	-	0	-
	Clinical	0	-	0	-	0	-	0	-
	<b>Totals</b>	1	460,000	3	5,000	16	1,331,229	17	2,283,414
<b>VP FOR STUDENT AFFAIRS &amp; SERVICES*</b>									
<b>Proposals</b>		0	-	0	-	2	51,566	2	2,541,225
<b>Awards</b>	Research	0	-	0	-	2	375,159	1	75,251
	Other	0	-	0	-	4	41,481	4	40,500
	Instruction	0	-	0	-	3	207,655	3	499,365
	Clinical	0	-	0	-	0	-	0	-
	<b>Totals</b>	0	-	0	-	9	624,295	8	615,116
<b>VP FOR UNIVERSITY RELATIONS*</b>									
<b>Proposals</b>		1	382,472	1	10,000	12	1,671,805	4	215,193
<b>Awards</b>	Research	0	-	0	-	1	35,133	1	23,767
	Other	0	-	0	-	7	174,786	5	215,501
	Instruction	0	-	0	-	0	-	0	-
	Clinical	0	-	0	-	0	-	0	-
	<b>Totals</b>	0	-	0	-	8	209,919	6	239,268
<b>Totals, Proposals</b>		182	\$151,399,163	171	\$123,543,209	1,295	\$749,335,767	1,102	\$658,654,620
<b>Totals, AWARDS</b>		173	\$25,283,090	148	\$16,119,189	1,583	\$200,899,285	1,538	\$187,250,040

\* Amounts for Vice-Presidents' Offices may reflect activity by Institutes, Centers & other discrete organizational entities that report directly to their cognizant Vice Presidents, rather than to a College or Graduate School.