



OFFICE OF SPONSORED PROJECTS


DATE: March 20, 2002

TO: J. Bernard Machen
FROM: Raymond F. Gesteland

SUBJECT: 5-Part Monthly Activity Report

Part I of IV--RESEARCH ACTIVITY SUMMARY

	February 2002		February 2001		FISCAL YEAR TO DATE (7/01-2/02)		FISCAL YEAR TO DATE (7/00-2/01)	
	No.	Total Amt.	No.	Total Amt.	No.	Total Amt.	No.	Total Amt.
PROPOSALS*	138	\$ 104,832,026	133	\$ 63,834,203	1088	\$ 577,503,947	1006	\$ 540,688,704
AWARDS								
Research	83	\$10,414,759	100	\$8,140,173	1,080	\$138,664,422	1,105	\$130,411,552
Other	26	2,552,860	17	1,203,591	222	17,505,229	232	10,776,680
Instruction	19	473,018	4	10,541	113	7,817,087	83	6,311,500
Clinical	12	2,313,794	22	1,807,142	126	10,607,941	137	8,866,843
SUBTOTALS	140	15,754,431	143	11,161,447	1,541	174,594,679	1,557	156,366,575
Fellowships & Financial Aids		1,361,960		91,744		12,695,674		1,303,029
ALL AWARD TOTALS		\$ 17,116,391		\$ 11,253,191		\$ 187,290,353		\$ 157,669,604


Raymond F. Gesteland
Vice-President for Research

- cc: Coralie Alder
- A. Lorris Betz
- Paul Brinkman
- Lynne U. Chronister
- Arnold B. Combe
- Fred C. Esplin
- Cecelia H. Foxley
- John G. Francis
- Raymond F. Gesteland
- Peter L. Goss
- W. Ralph Hardy
- Jerry Kaplan
- Nancy Lyon
- J. Michael Mattsson
- Barbara K. Nielsen
- David W. Pershing
- Ronald J. Pugmire
- Lee Siegel
- Laura Snow

OFFICE OF THE VICE PRESIDENT FOR RESEARCH

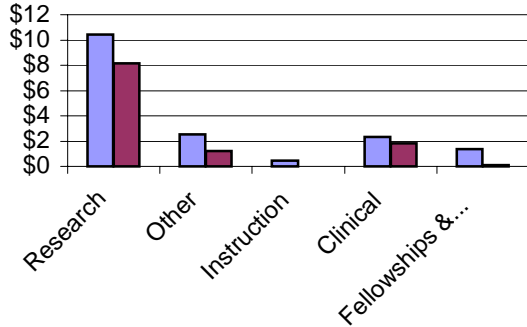
201 S PRESIDENTS CIRCLE RM 210
SALT LAKE CITY, UTAH 84112-9011

(801) 581-7236
FAX: (801) 585-6212

Part I of V Summary of University Research Activity February 2002

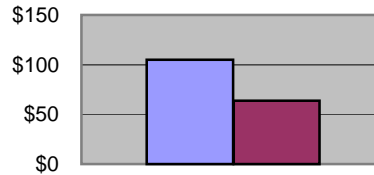
February 2002 vs. February 2001

Awards, In Millions



■ Awards This Month
■ Awards, Same Month Last Year

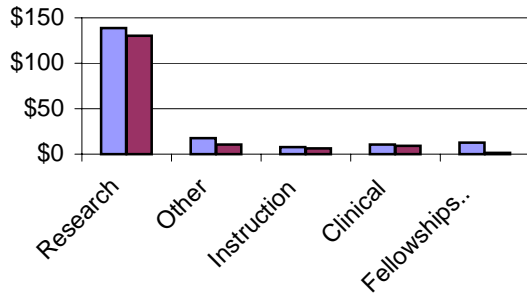
Proposals, In Millions



■ All Proposals, This Month
■ All Proposals, Same Month Last Year

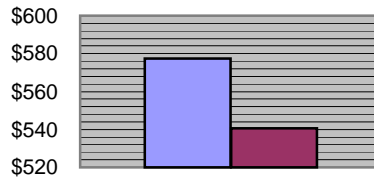
FYTD February 2002 vs. FYTD February 2001

Awards, In Millions



■ Awards, This Fiscal Year To Date
■ Awards, Same Month Last Fiscal Year To Date

Proposals, In Millions



■ All Proposals, This Fiscal Year To Date
■ All Proposals, Last Fiscal Year To Date

VICE-PRESIDENT FOR RESEARCH
February 2002
Part II of V--PROPOSALS AND AWARDS OVER \$2 MILLION

DATE: March 20, 2002

PROPOSALS

	<i>Department</i>	<i>Sponsor Name</i>	<i>Proposal Title</i>	<i>Start Date</i>	<i>End Date</i>	<i>Total Amount</i>
Medicine						
Baehr,Wolfgang	Ophthalmology	PHS/Public Health Service Natl Eye Instit	Mammalian Phototransduction. Role Of Cgmp And Calcium.	12/1/02	11/30/07	\$2,692,511
Capecchi,Mario R	Human Genetics	PHS/Public Health Service	Targeting Of Genes In The Mammalian Genome.	12/1/02	11/30/07	\$2,405,481
Clark,Edward B	Pediatrics	PHS/Public Health Service Natl Inst Child Hlth Huma	Genetic & Developmental Mechanisms Of Pediatric Disease.	12/1/02	11/30/07	\$2,160,000
McIntyre,Thomas M	Human Molec Biol & Geneti	PHS/Public Health Service Natl Heart Lung & Blood	Endotoxin Generated Lipid Second Messengers.	12/1/02	11/30/07	\$2,212,273

Science

Olivera,Baldomero M	Biology	PHS/Public Health Service Natl Inst Gen Med Science	Genetically Pretargeted Chemical Diversity.	7/1/02	6/30/07	\$10,180,501
Olivera,Baldomero M	Biology	PHS/Public Health Service Natl Inst Gen Med Science	Conus Peptides And Their Receptor Targets.	1/1/03	12/31/07	\$9,422,742
Roth,John R	Biology	PHS/Public Health Service Natl Inst Gen Med Science	Genetic Analysis Of Bacterial Chromosome Structure.	12/1/02	11/30/07	\$2,332,298

VP/Health Science

Burt,Randall W	Huntsman Cancer Institute	PHS/Public Health Service Natl Cancer Institute	High Risk Familial Colon Cancer - Genetics & Phenotype.	12/1/02	11/30/07	\$2,365,312
----------------	---------------------------	---	---	---------	----------	-------------

AWARDS

	<i>Department</i>	<i>Sponsor Name</i>	<i>Proposal Title</i>	<i>Start Date</i>	<i>End Date</i>	<i>Total Amount</i>
--	-------------------	---------------------	-----------------------	-------------------	-----------------	---------------------

There were no awards over 2 million for February, 2002.

VICE-PRESIDENT FOR RESEARCH
February 2002
Part III of IV--AWARDS BY SPONSOR

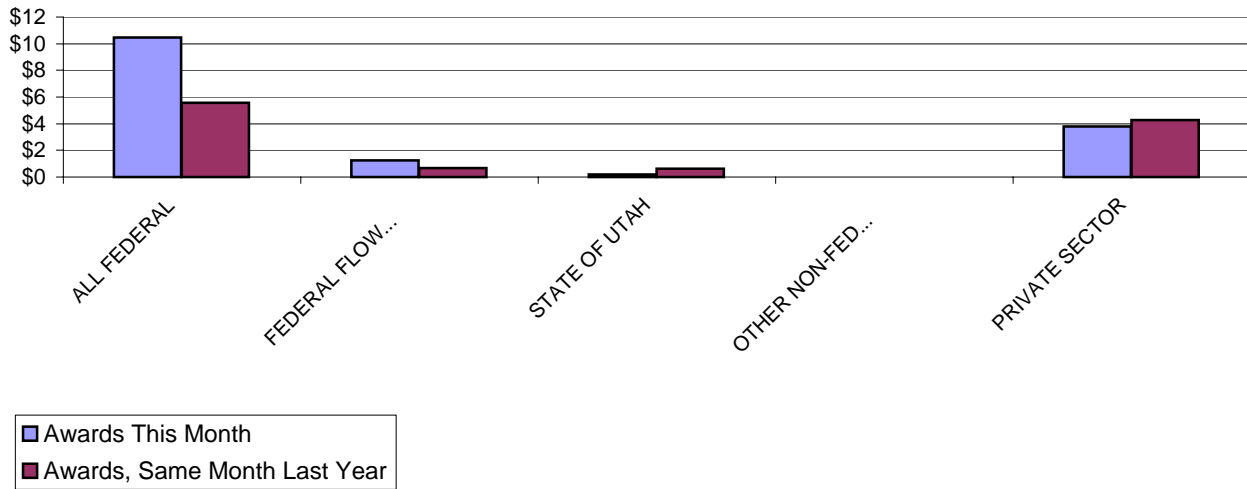
DATE: March 20, 2002

	February 2002		February 2001		FISCAL YEAR TO DATE (7/01-2/02)		FISCAL YEAR TO DATE (7/00-2/01)	
	<u>No.</u>	<u>Total Amt.</u>	<u>No.</u>	<u>Total Amt.</u>	<u>No.</u>	<u>Total Amt.</u>	<u>No.</u>	<u>Total Amt.</u>
ALL FEDERAL	67	\$ 10,450,920	60	\$ 5,581,698	641	\$ 114,795,797	641	\$ 97,300,998
<i>Misc. Federal Agencies</i>	1	24,990	0	-	10	1,364,898	8	722,826
Nat'l Aeronaut/Space Adm	2	126,186	3	154,351	19	1,227,968	18	1,158,132
Nat'l Endowmt/Humanitie:	0	-	1	10,000	3	29,993	2	20,000
Nat'l Science Foundation	6	979,608	6	366,087	94	12,038,813	94	11,122,166
US Dept of Agriculture	0	-	0	-	3	363,530	4	46,380
US Dept of Commerce	0	-	0	-	4	206,319	4	638,761
US Dept of Defense	8	803,728	1	(1,571,236)	34	3,694,340	42	5,668,796
US Dept of Education	0	-	0	-	15	2,375,670	8	1,105,979
US Dept of Energy	3	297,989	8	702,318	55	8,140,958	71	10,209,100
US Dept of the Interior	2	451,542	2	11,416	16	984,526	18	704,148
US Dept of Transportation	0	-	0	-	5	216,348	2	192,890
US Environmental Prot Agc	0	-	0	-	1	5,000	5	258,991
US Health & Human Servs	45	7,766,877	39	5,908,762	382	84,147,434	365	65,452,829
US Veterans Admin	0	-	0	-	0	-	0	-
FEDERAL FLOW-DOWN	18	1,266,978	17	688,559	228	10,946,140	208	11,246,134
STATE OF UTAH	3	199,118	9	642,540	114	6,249,954	86	3,937,066
OTHER NON-FED GOVT.	1	23,794	0	-	9	187,047	9	598,834
PRIVATE SECTOR	51	3,813,621	57	4,248,650	549	42,415,741	613	43,283,543
Commercial Sponsors	27	2,742,887	35	3,048,183	300	18,251,934	312	17,902,486
Not-For-Profit Sponsors	24	1,070,734	22	1,200,467	249	24,163,807	301	25,381,057
GRAND TOTALS	140	\$ 15,754,431	143	\$ 11,161,447	1,541	\$ 174,594,679	1,557	\$ 156,366,575

Part III of V Summary of Awards by Sponsor February 2002

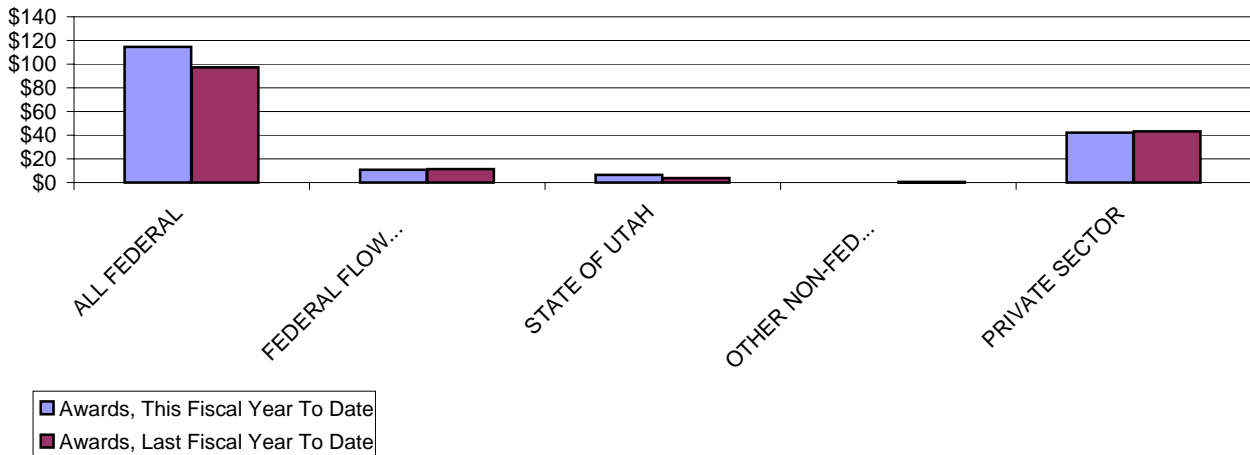
February 2002 vs. February 2001

Awards, In Millions



FYTD February 2002 vs. FYTD February 2001

Awards, In Millions



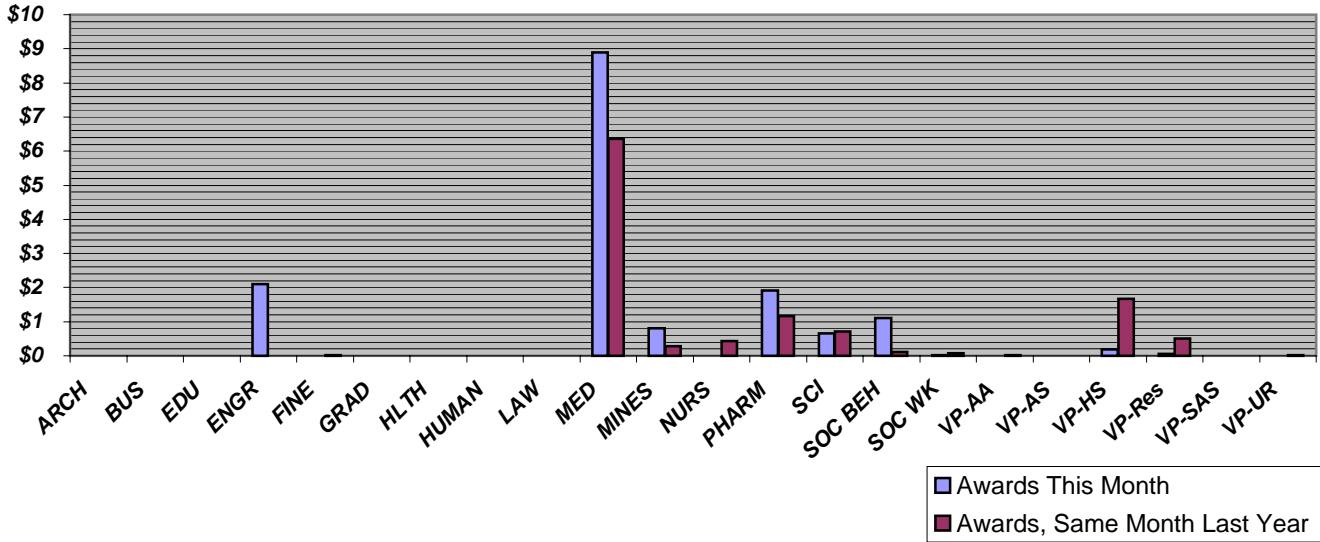
VICE-PRESIDENT FOR RESEARCH
February 2002
Part IV of V--AWARDS BY COLLEGE

DATE: March 20, 2002

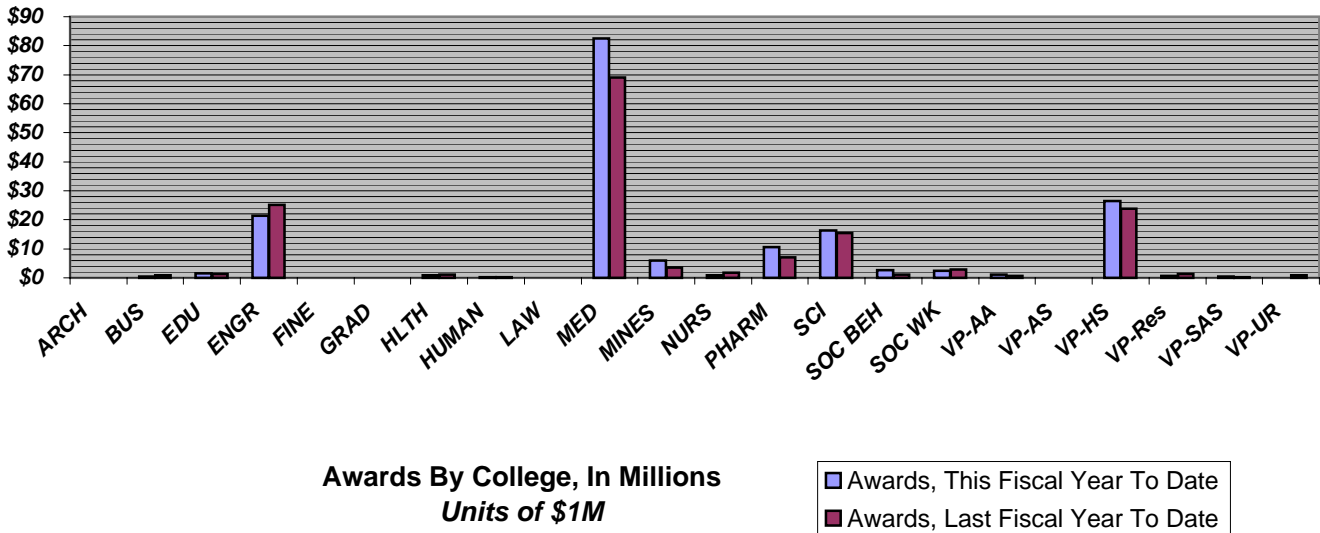
	February 2002		February 2001		FISCAL YEAR TO DATE (7/01-2/02)		FISCAL YEAR TO DATE (7/00-2/01)	
	<u>No.</u>	<u>Total Amt.</u>	<u>No.</u>	<u>Total Amt.</u>	<u>No.</u>	<u>Total Amt.</u>	<u>No.</u>	<u>Total Amt.</u>
ARCHITECTURE	0	-	0	-	2	9,557	5	78,510
BUSINESS	0	-	0	-	1	374,000	6	838,406
EDUCATION	0	-	0	-	10	1,481,910	15	1,271,726
ENGINEERING	21	2,108,810	22	(185,108)	271	21,494,120	252	25,094,046
FINE ARTS	0	-	1	10,000	2	22,000	1	10,000
GRADUATE SCHOOL	0	-	0	-	1	17,940	2	6,000
HEALTH	0	-	0	-	22	837,393	20	1,189,880
HUMANITIES	0	-	0	-	4	212,352	5	186,811
LAW	0	-	0	-	3	-	1	21,062
MEDICINE	80	8,899,547	77	6,357,185	636	82,422,690	637	68,941,337
MINES & EARTH SCIENCES	7	814,920	6	286,695	76	6,065,565	65	3,429,543
NURSING	1	500	1	428,542	14	937,732	11	1,835,137
PHARMACY	14	1,913,640	11	1,157,513	78	10,566,355	75	7,156,559
SCIENCE	5	659,434	10	709,100	150	16,358,733	163	15,467,682
SOCIAL & BEHAVIORAL SCIENCES	5	1,103,823	3	114,355	46	2,703,756	36	1,206,426
SOCIAL WORK	1	23,794	2	80,000	29	2,430,100	21	2,886,186
VP/ACADEMIC AFFAIRS	0	-	1	10,000	17	1,014,875	15	574,245
VP/ADMINISTRATIVE SERVICES	0	-	0	-	1	37,500	1	5,700
VP/HEALTH SCIENCES	4	182,324	6	1,665,667	151	26,431,558	184	23,803,370
VP/RESEARCH	2	47,639	1	500,000	13	650,716	29	1,274,402
VP/STUDENT AFFAIRS & SERVICES	0	-	1	4,500	8	426,827	6	288,464
VP/UNIVERSITY RELATIONS	0	-	1	22,998	6	99,000	7	801,083
GRAND TOTALS	140	\$15,754,431	143	\$11,161,447	1,541	\$174,594,679	1,557	\$156,366,575

Part IV of V
Summary of Awards by College
February 2002

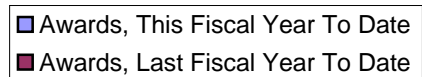
February 2002 vs. February 2001



FYTD February 2002 vs. FYTD February 2001



Awards By College, In Millions
Units of \$1M



VICE-PRESIDENT FOR RESEARCH
February 2002
Part IV of IV--GENERAL COLLEGE ACTIVITY

DATE: March 20, 2002

		February 2002		February 2001		FISCAL YEAR TO DATE (7/01-2/02)		FISCAL YEAR TO DATE (7/00-2/01)	
		No.	Total Amt.	No.	Total Amt.	No.	Total Amt.	No.	Total Amt.
ARCHITECTURE									
Proposals		0	-	0	-	2	9,557	4	13,700
Awards	Research	0	-	0	-	0	-	1	64,510
	Other	0	-	0	-	2	9,557	3	12,200
	Instruction	0	-	0	-	0	-	1	1,800
	Clinical	0	-	0	-	0	-	0	-
	Totals	0	-	0	-	2	9,557	5	78,510
BUSINESS									
Proposals		0	-	0	-	4	417,271	0	-
Awards	Research	0	-	0	-	1	374,000	5	843,286
	Other	0	-	0	-	0	-	0	-
	Instruction	0	-	0	-	0	0	1	-4,880
	Clinical	0	-	0	-	0	-	0	-
	Totals	0	-	0	-	1	374,000	6	838,406
EDUCATION									
Proposals		2	32,581	0	-	8	2,800,997	17	6,998,538
Awards	Research	0	-	0	-	3	429,151	3	528,785
	Other	0	-	0	-	3	266,920	6	232,710
	Instruction	0	-	0	-	4	785,839	6	510,231
	Clinical	0	-	0	-	0	-	0	-
	Totals	0	-	0	-	10	1,481,910	15	1,271,726
ENGINEERING									
Proposals		25	14,284,623	37	10,909,071	192	73,938,698	201	107,811,650
Awards	Research	15	1,644,738	20	-230,553	241	20,688,602	223	24,483,971
	Other	6	464,072	2	45,445	24	823,518	21	299,523
	Instruction	0	-	0	-	6	(18,000)	8	310,552
	Clinical	0	-	0	-	0	-	0	-
	Totals	21	2,108,810	22	(185,108)	271	21,494,120	252	25,094,046
FINE ARTS									
Proposals		0	-	0	-	1	22,000	1	3,000
Awards	Research	0	-	0	-	0	-	0	-
	Other	0	-	1	10,000	1	-	1	10,000
	Instruction	0	-	0	-	1	22,000	0	-
	Clinical	0	-	0	-	0	-	0	-
	Totals	0	-	1	10,000	2	22,000	1	10,000

	February 2002		February 2001		FISCAL YEAR TO DATE (7/01-2/02)		FISCAL YEAR TO DATE (7/00-2/01)	
	No.	Total Amt.	No.	Total Amt.	No.	Total Amt.	No.	Total Amt.
GRADUATE SCHOOL								
Proposals	0	-	0	-	1	1,406,524	0	-
Awards								
Research	0	-	0	-	0	-	0	-
Other	0	-	0	-	0	-	0	-
Instruction	0	-	0	-	1	17,940	2	6,000
Clinical	0	-	0	-	0	-	0	-
Totals	0	-	0	-	1	17,940	2	6,000
HEALTH								
Proposals	1	58,000	0	-	19	2,474,985	15	3,748,935
Awards								
Research	0	-	0	-	10	349,280	4	801,419
Other	0	-	0	-	11	452,113	15	334,206
Instruction	0	-	0	-	1	36,000	1	54,255
Clinical	0	-	0	-	0	-	0	-
Totals	0	-	0	-	22	837,393	20	1,189,880
HUMANITIES								
Proposals	5	207,718	3	10,500	13	1,080,005	10	324,385
Awards								
Research	0	-	0	-	2	206,352	2	170,011
Other	0	-	0	-	1	2,000	2	6,000
Instruction	0	-	0	-	1	4,000	1	10,800
Clinical	0	-	0	-	0	-	0	-
Totals	0	-	0	-	4	212,352	5	186,811
LAW								
Proposals	1	3,600	0	-	4	175,382	0	-
Awards								
Research	0	-	0	-	3	-	0	-
Other	0	-	0	-	0	-	1	21,062
Instruction	0	-	0	-	0	-	0	-
Clinical	0	-	0	-	0	-	0	-
Totals	0	-	0	-	3	-	1	21,062
MEDICINE								
Proposals	52	42,777,726	52	28,360,274	394	257,465,511	398	207,846,225
Awards								
Research	43	5,315,158	49	4,530,396	390	60,514,447	415	55,556,395
Other	9	875,882	3	15,106	64	7,685,677	67	2,989,128
Instruction	18	496,271	4	10,541	76	4,421,154	40	2,684,555
Clinical	10	2,212,236	21	1,801,142	106	9,801,412	115	7,711,259
Totals	80	8,899,547	77	6,357,185	636	82,422,690	637	68,941,337
MINES & EARTH SCIENCES								
Proposals	8	2,890,201	7	6,994,223	66	14,494,817	58	15,399,209
Awards								
Research	5	354,128	5	276,695	61	5,068,588	47	2,326,089
Other	2	460,792	1	10,000	15	996,977	16	969,463
Instruction	0	-	0	-	0	-	2	133,991
Clinical	0	-	0	-	0	-	0	-
Totals	7	814,920	6	286,695	76	6,065,565	65	3,429,543

	February 2002		February 2001		FISCAL YEAR TO DATE (7/01-2/02)		FISCAL YEAR TO DATE (7/00-2/01)	
	No.	Total Amt.	No.	Total Amt.	No.	Total Amt.	No.	Total Amt.
NURSING								
Proposals	0	-	0	-	17	8,237,637	6	2,845,283
Awards								
Research	1	500	0	-	13	836,630	8	1,249,418
Other	0	-	1	428,542	0	-	1	428,542
Instruction	0	-	0	-	1	101,102	2	157,177
Clinical	0	-	0	-	0	-	0	-
Totals	1	500	1	428,542	14	937,732	11	1,835,137
PHARMACY								
Proposals	12	9,830,778	9	2,136,460	69	31,637,773	47	21,290,625
Awards								
Research	10	1,674,171	8	1,079,513	50	8,354,437	48	4,762,603
Other	2	226,440	2	72,000	20	2,084,818	18	1,837,799
Instruction	1	(23,253)	0	-	2	16,747	0	-
Clinical	1	36,282	1	6,000	6	110,353	9	556,157
Totals	14	1,913,640	11	1,157,513	78	10,566,355	75	7,156,559
SCIENCE								
Proposals	14	26,593,493	14	8,117,873	149	106,898,634	126	109,604,381
Awards								
Research	5	659,434	10	709,100	134	14,117,469	151	15,123,881
Other	0	-	0	-	7	444,656	4	48,110
Instruction	0	-	0	-	9	1,796,608	8	295,691
Clinical	0	-	0	-	0	-	0	-
Totals	5	659,434	10	709,100	150	16,358,733	163	15,467,682
SOCIAL & BEHAVIORAL SCIENCES								
Proposals	4	441,737	3	1,767,250	41	12,406,292	37	13,249,235
Awards								
Research	2	653,582	2	109,355	32	2,088,683	18	1,060,910
Other	3	450,241	1	5,000	12	541,845	15	93,689
Instruction	0	-	0	-	2	73,228	3	51,827
Clinical	0	-	0	-	0	-	0	-
Totals	5	1,103,823	3	114,355	46	2,703,756	36	1,206,426
SOCIAL WORK								
Proposals	2	376,334	1	21,810	14	6,795,301	9	1,892,208
Awards								
Research	0	-	0	-	1	28,500	4	300,795
Other	1	23,794	2	80,000	26	2,252,231	14	784,460
Instruction	0	-	0	-	2	149,369	3	1,800,931
Clinical	0	-	0	-	0	-	0	-
Totals	1	23,794	2	80,000	29	2,430,100	21	2,886,186
VP FOR ACADEMIC AFFAIRS*								
Proposals	1	242,728	0	-	11	4,335,672	18	2,078,328
Awards								
Research	0	-	0	-	3	38,657	1	79,214
Other	0	-	1	10,000	14	976,218	12	465,031
Instruction	0	-	0	-	0	-	2	30,000
Clinical	0	-	0	-	0	-	0	-
Totals	0	-	1	10,000	17	1,014,875	15	574,245

	February 2002		February 2001		FISCAL YEAR TO DATE (7/01-2/02)		FISCAL YEAR TO DATE (7/00-2/01)	
	No.	Total Amt.	No.	Total Amt.	No.	Total Amt.	No.	Total Amt.
VP FOR ADMINISTRATIVE SERVICES*								
Proposals	0	-	0	-	1	37,500	1	5,699
Awards								
Research	0	-	0	-	0	-	0	-
Other	0	-	0	-	1	37,500	1	5,700
Instruction	0	-	0	-	0	-	0	-
Clinical	0	-	0	-	0	-	0	-
Totals	0	-	0	-	1	37,500	1	5,700

VP FOR HEALTH SCIENCES*

Proposals	7	5,586,922	3	4,200,000	58	45,627,162	37	39,297,092
Awards								
Research	2	113,048	6	1,665,667	130	25,360,265	171	22,750,765
Other	1	4,000	0	-	6	297,699	2	435,678
Instruction	0	-	0	-	1	77,418	1	25,000
Clinical	1	65,276	0	-	14	696,176	10	591,927
Totals	4	182,324	6	1,665,667	151	26,431,558	184	23,803,370

VP FOR RESEARCH*

Proposals	2	935,401	1	868,500	10	6,285,766	6	2,433,083
Awards								
Research	0	-	0	-	4	109,110	3	197,000
Other	2	47,639	1	500,000	9	541,606	23	1,069,902
Instruction	0	-	0	-	0	-	0	-
Clinical	0	-	0	-	0	-	3	7,500
Totals	2	47,639	1	500,000	13	650,716	29	1,274,402

VP FOR STUDENT AFFAIRS & SERVICES*

Proposals	0	-	2	9,000	1	25,500	6	1,203,637
Awards								
Research	0	-	0	-	1	75,251	0	-
Other	0	-	1	4,500	2	22,894	4	44,894
Instruction	0	-	0	-	5	328,682	2	243,570
Clinical	0	-	0	-	0	-	0	-
Totals	0	-	1	4,500	8	426,827	6	288,464

VP FOR UNIVERSITY RELATIONS*

Proposals	2	570,184	1	439,242	13	930,963	9	4,643,491
Awards								
Research	0	-	0	-	1	25,000	1	112,500
Other	0	-	1	22,998	4	69,000	6	688,583
Instruction	0	-	0	-	1	5,000	0	-
Clinical	0	-	0	-	0	-	0	-
Totals	0	-	1	22,998	6	99,000	7	801,083

Totals, Proposals	138	104,832,026	133	63,834,203	1,088	577,503,947	1,006	540,688,704
Totals, AWARDS	140	\$15,754,431	143	\$11,161,447	1,541	\$174,594,679	1,557	\$156,366,575

* Amounts for Vice-Presidents' Offices may reflect activity by Institutes, Centers & other discrete organizational entities that report directly to their cognizant Vice Presidents, rather than to a College or Graduate School.