



OFFICE OF SPONSORED PROJECTS

DATE: March 27, 2001

TO: J. Bernard Machen
FROM: Raymond F. Gesteland

SUBJECT: 5-Part Monthly Activity Report

Part I of IV--RESEARCH ACTIVITY SUMMARY

	February 2001		February 2000		FISCAL YEAR TO DATE (7/00-2/01)		FISCAL YEAR TO DATE (7/99-2/00)	
	<u>No.</u>	<u>Total Amt.</u>	<u>No.</u>	<u>Total Amt.</u>	<u>No.</u>	<u>Total Amt.</u>	<u>No.</u>	<u>Total Amt.</u>
PROPOSALS*	133	\$ 63,834,203	173	\$ 96,212,172	1,006	\$ 540,517,017	1,009	\$ 485,597,837
AWARDS								
Research	100	\$8,140,173	97	\$12,025,458	1,104	\$130,340,552	1,063	\$128,289,197
Other	17	1,203,591	20	599,841	233	10,847,680	211	14,221,541
Instruction	4	10,541	3	117,680	83	6,311,500	106	7,812,015
Clinical	22	1,807,142	10	615,820	137	8,866,843	107	7,491,632
SUBTOTALS	143	11,161,447	130	13,358,799	1,557	156,366,575	1,487	157,814,385
Fellowships & Financial Aids		91,744		85,544		1,303,029		762,589
ALL AWARD TOTAL		\$ 11,253,191		\$ 13,444,343		\$ 157,669,604		\$ 158,576,974

Raymond F. Gesteland
Vice-President for Research

- cc: David W. Pershing
- Arnold B. Combe
- Fred C. Esplin
- A. Lorris Betz
- Paul Brinkman
- Barbara K. Nielsen
- W. Ralph Hardy
- Lynne U. Chronister
- J. Michael Mattsson
- Raymond F. Gesteland
- Ronald J. Pugmire
- Peter L. Goss
- Jerry Kaplan
- Cecelia H. Foxley
- John G. Francis
- Michael T. Benson
- Coralie Alder
- Nancy Lyon

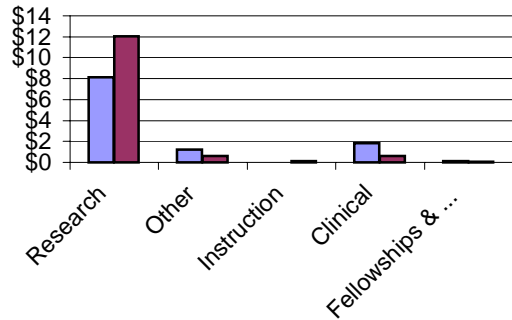
OFFICE OF THE VICE PRESIDENT FOR RESEARCH
201 S PRESIDENTS CIRCLE RM 210
SALT LAKE CITY, UTAH 84112-9011

(801) 581-7236
FAX (801) 585-6212

Part I of V
Summary of University Research Activity
February 2001

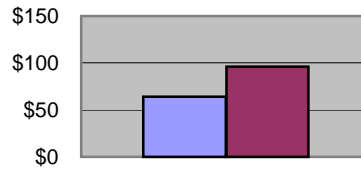
February 2001 vs. February 2000

Awards, In Millions



■ Awards This Month
 ■ Awards, Same Month Last Year

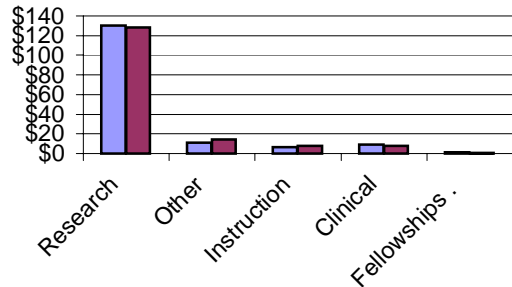
Proposals, In Millions



■ All Proposals, This Month
 ■ All Proposals, Same Month Last Year

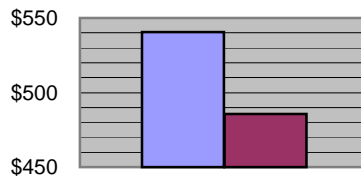
FYTD February 2001 vs. FYTD February 2000

Awards, In Millions



■ Awards, This Fiscal Year To Date
 ■ Awards, Same Month Last Fiscal Year To Date

Proposals, In Millions



■ All Proposals, This Fiscal Year To Date
 ■ All Proposals, Last Fiscal Year To Date

VICE-PRESIDENT FOR RESEARCH
February 2001
Part II of V--PROPOSALS AND AWARDS OVER \$2 MILLION

DATE: March 27, 2001

PROPOSALS

	<i>Department</i>	<i>Sponsor Name</i>	<i>Proposal Title</i>	<i>Start Date</i>	<i>End Date</i>	<i>Total Amount</i>
Medicine						
Casjens,Sherwood R	Oncological Sciences	PHS/Public Health Service	Comparative Genomics Of Lyme Disease Spirochetes.	12/1/01	11/30/06	\$2,209,898
Clark,Edward B	Pediatrics	PHS/Public Health Service	Genetic & Developmental Mechanisms Of Pediatric Disease.	12/1/01	11/30/06	\$2,160,000
Mines & Earth Sciences						
Mace,Gerald G	Meteorology	NASA/Natl Aero & Space Ad NASA Headquarters-WA	The University Of Utah/ARM-UAV Cirrus Cloud Measurement Program: Revised Proposal.	7/1/01	9/30/04	\$6,034,784

AWARDS

<i>Department</i>	<i>Sponsor Name</i>	<i>Proposal Title</i>	<i>Start Date</i>	<i>End Date</i>	<i>Total Amount</i>
-------------------	---------------------	-----------------------	-------------------	-----------------	---------------------

There Were No Awards Over \$2,000,000 for February, 2001

VICE-PRESIDENT FOR RESEARCH
February 2001
Part III of IV--AWARDS BY SPONSOR

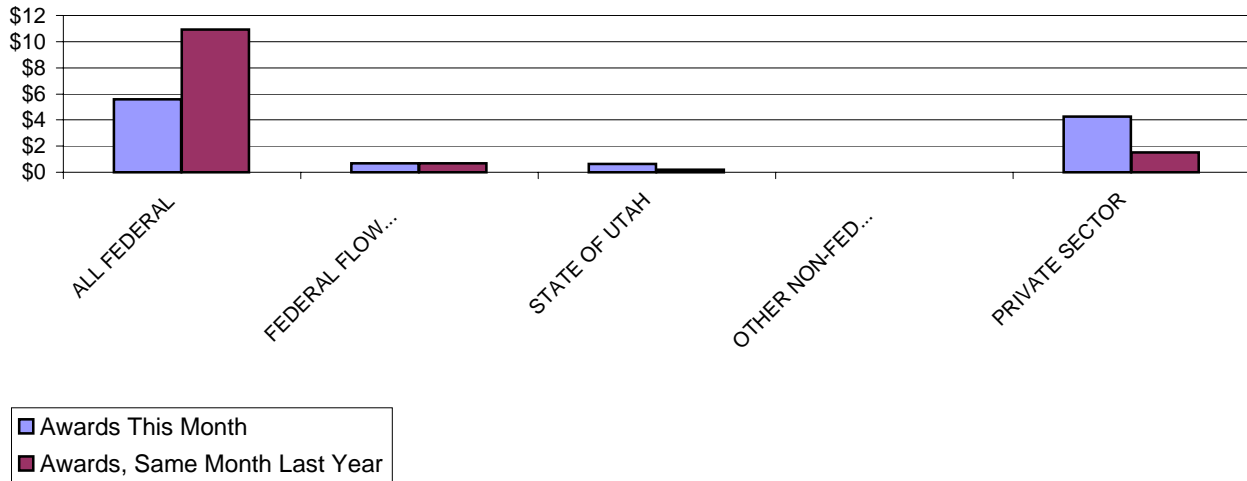
DATE: March 27, 2001

	February 2001		February 2000		FISCAL YEAR TO DATE (7/00-2/01)		FISCAL YEAR TO DATE (7/99-2/00)	
	<u>No.</u>	<u>Total Amt.</u>	<u>No.</u>	<u>Total Amt.</u>	<u>No.</u>	<u>Total Amt.</u>	<u>No.</u>	<u>Total Amt.</u>
ALL FEDERAL	60	\$ 5,581,698	67	\$ 10,917,062	639	\$ 96,931,634	590	\$ 92,936,064
<i>Misc. Federal Agencies</i>	0	-	3	18,750	8	722,826	9	974,276
Nat'l Aeronaut/Space Adm	3	154,351	5	274,662	18	1,158,132	17	1,113,451
Nat'l Endowmt/Humanitie:	1	10,000	0	-	2	20,000	2	58,000
Nat'l Science Foundation	6	366,087	12	2,148,510	94	11,122,166	84	10,425,061
US Dept of Agriculture	0	-	1	(\$50)	4	46,380	9	675,627
US Dept of Commerce	0	-	1	44,787	4	638,761	5	216,535
US Dept of Defense	1	(\$1,571,236)	2	132,873	42	5,668,796	39	5,188,089
US Dept of Education	0	-	1	7,999	8	1,105,979	10	1,594,109
US Dept of Energy	8	702,318	3	113,513	71	10,209,100	84	9,964,119
US Dept of the Interior	2	11,416	1	30,000	18	704,148	13	624,862
US Dept of Transportation	0	-	0	-	3	321,261	4	303,790
US Environmental Prot Agc	0	-	0	-	5	258,991	0	-
US Health & Human Servs	39	5,908,762	38	8,146,018	362	64,955,094	314	61,798,145
US Veterans Admin	0	-	0	-	0	-	0	-
FEDERAL FLOW-DOWN	16	683,559	15	707,345	208	11,323,873	161	9,723,726
STATE OF UTAH	9	642,540	6	196,978	86	3,937,066	99	4,746,177
OTHER NON-FED GOVT.	0	-	1	5,500	9	598,834	23	2,477,767
PRIVATE SECTOR	58	4,253,650	41	1,531,914	615	43,575,168	614	47,930,651
Commercial Sponsors	35	3,048,183	27	1,113,059	312	17,902,486	310	16,011,382
Not-For-Profit Sponsors	23	1,205,467	14	418,855	303	25,672,682	304	31,919,269
GRAND TOTALS	143	\$ 11,161,447	130	\$ 13,358,799	1,557	\$ 156,366,575	1,487	\$ 157,814,385

Part III of V Summary of Awards by Sponsor February 2001

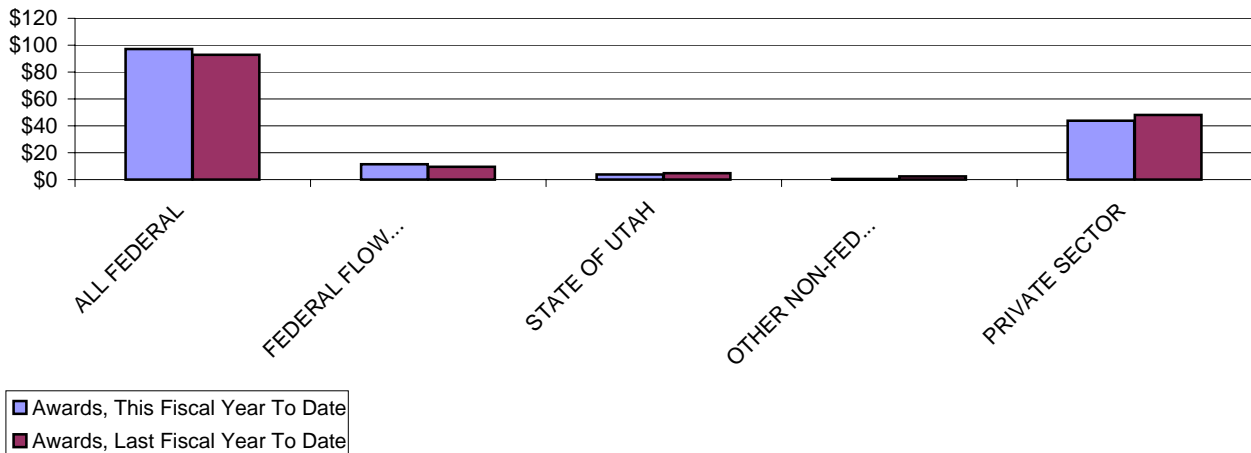
February 2001 vs. February 2000

Awards, In Millions



FYTD February 2001 vs. FYTD February 2000

Awards, In Millions



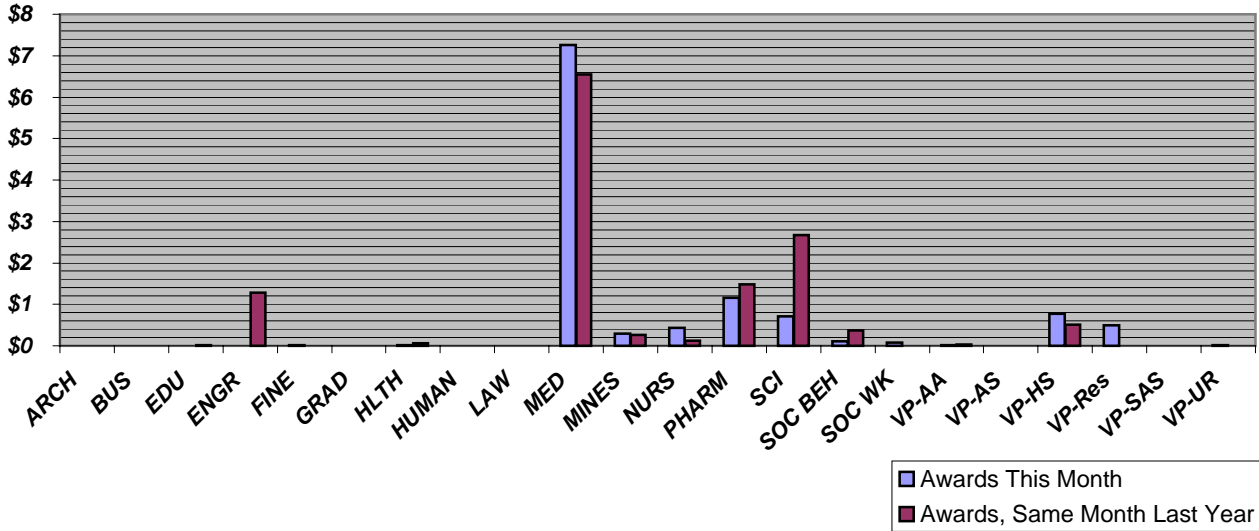
VICE-PRESIDENT FOR RESEARCH
February 2001
Part IV of V--AWARDS BY COLLEGE

DATE: March 27, 2001

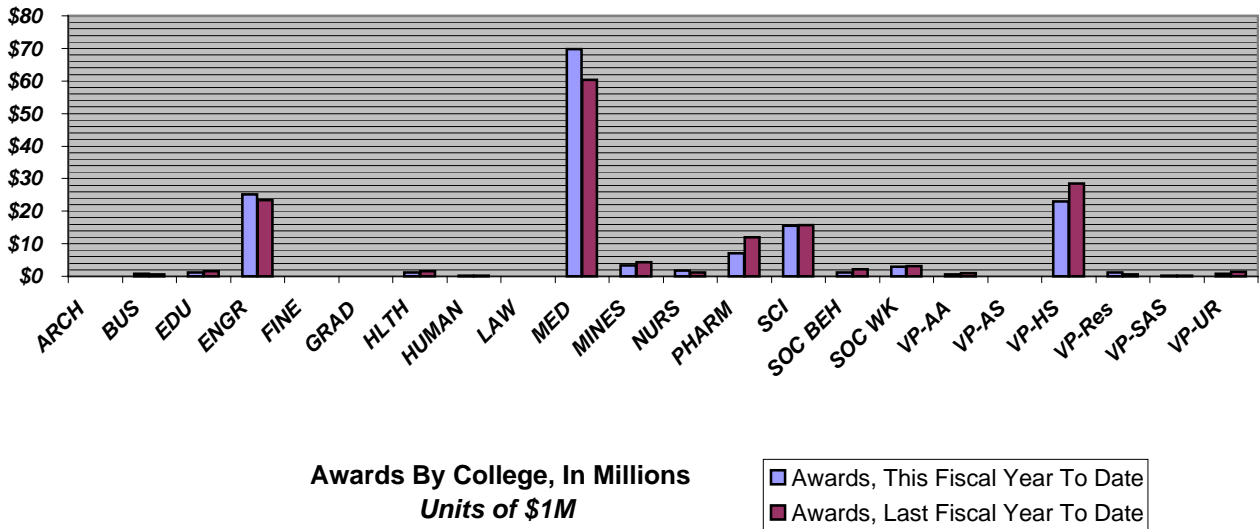
	February 2001		February 2000		FISCAL YEAR TO DATE (7/00-2/01)		FISCAL YEAR TO DATE (7/99-2/00)	
	<i>No.</i>	<i>Total Amt.</i>	<i>No.</i>	<i>Total Amt.</i>	<i>No.</i>	<i>Total Amt.</i>	<i>No.</i>	<i>Total Amt.</i>
ARCHITECTURE	0	-	0	-	5	78,510	1	1,020
BUSINESS	0	-	0	-	6	838,406	11	532,291
EDUCATION	0	-	1	13,754	15	1,271,726	17	1,595,250
ENGINEERING	22	(185,108)	24	1,288,471	253	25,165,919	242	23,345,846
FINE ARTS	1	10,000	0	-	1	10,000	1	8,000
GRADUATE SCHOOL	0	-	0	-	2	6,000	0	-
HEALTH	1	8,000	2	54,718	22	1,201,880	20	1,484,259
HUMANITIES	0	-	1	200	5	186,811	6	247,960
LAW	0	-	0	-	1	21,062	1	22,000
MEDICINE	79	7,257,371	53	6,552,963	638	69,822,223	555	60,343,735
MINES & EARTH SCIENCES	6	286,695	7	263,476	65	3,429,543	77	4,322,935
NURSING	1	428,542	1	119,672	11	1,835,137	13	1,205,861
PHARMACY	11	1,157,513	13	1,483,354	74	7,084,686	75	11,976,581
SCIENCE	10	709,100	15	2,669,668	163	15,467,682	148	15,780,107
SOCIAL & BEHAVIORAL SCIENCES	2	106,355	3	371,849	34	1,194,426	36	2,151,262
SOCIAL WORK	2	80,000	0	-	21	2,886,186	25	3,092,276
VP/ACADEMIC AFFAIRS	1	10,000	3	37,000	15	574,245	17	973,514
VP/ADMINISTRATIVE SERVICES	0	-	0	-	1	5,700	0	-
VP/HEALTH SCIENCES	4	765,481	7	503,674	183	22,922,484	206	28,443,725
VP/RESEARCH	1	500,000	0	-	29	1,274,402	22	614,950
VP/STUDENT AFFAIRS & SERVICES	1	4,500	0	-	6	288,464	8	285,490
VP/UNIVERSITY RELATIONS	1	22,998	0	-	7	801,083	6	1,387,323
GRAND TOTALS	143	\$11,161,447	130	\$13,358,799	1,557	\$156,366,575	1,487	\$157,814,385

Part IV of V
Summary of Awards by College
February 2001

February 2001 vs. February 2000



FYTD February 2001 vs. FYTD February 2000



Awards By College, In Millions
Units of \$1M

■ Awards, This Fiscal Year To Date
■ Awards, Last Fiscal Year To Date

VICE-PRESIDENT FOR RESEARCH
February 2001
Part IV of IV--GENERAL COLLEGE ACTIVITY

DATE: March 27, 2001

		February 2001		February 2000		FISCAL YEAR TO DATE (7/00-2/01)		FISCAL YEAR TO DATE (7/99-2/00)	
		<u>No.</u>	<u>Total Amt.</u>	<u>No.</u>	<u>Total Amt.</u>	<u>No.</u>	<u>Total Amt.</u>	<u>No.</u>	<u>Total Amt.</u>
ARCHITECTURE									
Proposals		0	-	0	-	4	13,700	2	29,754
Awards	Research	0	-	0	-	1	64,510	1	1,020
	Other	0	-	0	-	3	12,200	0	-
	Instruction	0	-	0	-	1	1,800	0	-
	Clinical	0	-	0	-	0	-	0	-
	Totals	0	-	0	-	5	78,510	1	1,020
BUSINESS									
Proposals		0	0	1	256,006	0	-	3	477,353
Awards	Research	0	-	0	-	5	843,286	3	432,291
	Other	0	-	0	-	0	-	0	-
	Instruction	0	-	0	-	1	(4,880)	8	100,000
	Clinical	0	-	0	-	0	-	0	-
	Totals	0	-	0	-	6	838,406	11	532,291
EDUCATION									
Proposals		0	-	1	36,259	17	6,998,538	20	6,946,506
Awards	Research	0	-	1	13,754	3	528,785	6	327,170
	Other	0	-	0	-	6	232,710	4	398,250
	Instruction	0	-	0	-	6	510,231	7	869,830
	Clinical	0	-	0	-	0	-	0	-
	Totals	0	0	1	13,754	15	1,271,726	17	1,595,250
ENGINEERING									
Proposals		36	10,894,071	48	17,672,808	200	107,796,650	204	85,796,484
Awards	Research	20	-230,553	21	1,230,922	225	24,590,844	217	22,848,331
	Other	2	45,445	2	32,549	20	264,523	17	358,265
	Instruction	0	-	1	25,000	8	310,552	8	139,250
	Clinical	0	-	0	-	0	-	0	-
	Totals	22	-185,108	24	1,288,471	253	25,165,919	242	23,345,846
FINE ARTS									
Proposals		0	-	1	707,076	1	3,000	1	707,076
Awards	Research	0	-	0	-	0	-	0	-
	Other	1	10,000	0	-	1	10,000	1	8,000
	Instruction	0	-	0	-	0	-	0	-
	Clinical	0	-	0	-	0	-	0	-
	Totals	1	10,000	0	-	1	10,000	1	8,000

		February 2001		February 2000		FISCAL YEAR TO DATE (7/00-2/01)		FISCAL YEAR TO DATE (7/99-2/00)	
	<u>No.</u>	<u>Total Amt.</u>	<u>No.</u>	<u>Total Amt.</u>	<u>No.</u>	<u>Total Amt.</u>	<u>No.</u>	<u>Total Amt.</u>	
GRADUATE SCHOOL									
Proposals	0	-	0	-	0	-	0	-	
Awards									
Research	0	-	0	-	0	-	0	-	
Other	0	-	0	-	0	-	0	-	
Instruction	0	-	0	-	2	6,000	0	-	
Clinical	0	-	0	-	0	-	0	-	
Totals	0	-	0	-	2	6,000	0	-	

HEALTH

Proposals	0	-	0	-	16	3,752,935	13	1,277,949
Awards								
Research	1	8,000	0	-	6	813,419	5	402,293
Other	0	-	2	54,718	15	334,206	11	915,879
Instruction	0	-	0	-	1	54,255	2	152,976
Clinical	0	-	0	-	0	-	2	13,111
Totals	1	8,000	2	54,718	22	1,201,880	20	1,484,259

HUMANITIES

Proposals	3	10,500	2	63,674	10	324,385	8	1,572,459
Awards								
Research	0	-	0	-	2	170,011	2	53,000
Other	0	-	1	200	2	6,000	2	2,000
Instruction	0	-	0	-	1	10,800	2	192,960
Clinical	0	-	0	-	0	-	0	-
Totals	0	-	1	200	5	186,811	6	247,960

LAW

Proposals	0	-	0	-	0	-	0	-
Awards								
Research	0	-	0	-	0	-	0	-
Other	0	-	0	-	1	21,062	1	22,000
Instruction	0	-	0	-	0	-	0	-
Clinical	0	-	0	-	0	-	0	-
Totals	0	-	0	-	1	21,062	1	22,000

MEDICINE

Proposals	52	28,360,274	63	54,032,811	398	208,601,864	404	216,071,963
Awards								
Research	51	5,430,582	32	5,627,484	414	56,331,281	342	44,054,225
Other	3	15,106	9	216,979	69	3,095,128	73	6,161,809
Instruction	4	10,541	2	92,680	40	2,684,555	45	3,231,259
Clinical	21	1,801,142	10	615,820	115	7,711,259	95	6,896,442
Totals	79	7,257,371	53	6,552,963	638	69,822,223	555	60,343,735

MINES & EARTH SCIENCES

Proposals	8	7,009,223	11	2,025,994	59	15,414,209	67	16,353,051
Awards								
Research	5	276,695	1	11,564	47	2,326,089	57	3,637,062
Other	1	10,000	6	251,912	16	969,463	16	581,191
Instruction	0	-	0	-	2	133,991	4	104,682
Clinical	0	-	0	-	0	-	0	-
Totals	6	286,695	7	263,476	65	3,429,543	77	4,322,935

	February 2001		February 2000		FISCAL YEAR TO DATE (7/00-2/01)		FISCAL YEAR TO DATE (7/99-2/00)	
	<u>No.</u>	<u>Total Amt.</u>	<u>No.</u>	<u>Total Amt.</u>	<u>No.</u>	<u>Total Amt.</u>	<u>No.</u>	<u>Total Amt.</u>
NURSING								
Proposals	<i>0</i>	<i>-</i>	<i>2</i>	<i>3,031,673</i>	<i>6</i>	<i>2,845,283</i>	<i>16</i>	<i>9,404,242</i>
Awards								
Research	0	-	1	119,672	8	1,249,418	5	451,115
Other	1	428,542	0	-	1	428,542	5	621,755
Instruction	0	-	0	-	2	157,177	3	132,991
Clinical	0	-	0	-	0	-	0	-
Totals	1	428,542	1	119,672	11	1,835,137	13	1,205,861

PHARMACY

Proposals	<i>9</i>	<i>2,136,460</i>	<i>6</i>	<i>3,926,792</i>	<i>47</i>	<i>21,290,625</i>	<i>35</i>	<i>35,879,674</i>
Awards								
Research	8	1,079,513	12	1,311,785	47	4,690,730	56	10,651,416
Other	2	72,000	1	171,569	18	1,837,799	15	1,178,886
Instruction	0	-	0	-	0	-	1	5,000
Clinical	1	6,000	0	-	9	556,157	3	141,279
Totals	11	1,157,513	13	1,483,354	74	7,084,686	75	11,976,581

SCIENCE

Proposals	<i>14</i>	<i>8,117,873</i>	<i>18</i>	<i>8,096,917</i>	<i>126</i>	<i>109,432,694</i>	<i>125</i>	<i>49,658,779</i>
Awards								
Research	10	709,100			151	15,123,881	138	14,975,566
Other	0	-	1	75,262	4	48,110	3	602,137
Instruction	0	-	14	2,594,406	8	295,691	7	202,404
Clinical	0	-			0	-	0	-
Totals	10	709,100	15	2,669,668	163	15,467,682	148	15,780,107

SOCIAL & BEHAVIORAL SCIENCES

Proposals	<i>3</i>	<i>1,767,250</i>	<i>5</i>	<i>1,542,806</i>	<i>36</i>	<i>13,245,235</i>	<i>33</i>	<i>9,852,925</i>
Awards								
Research	1	101,355	3	371,849	16	1,048,910	19	1,711,570
Other	1	5,000	0	-	15	93,689	13	330,782
Instruction	0	-	0	-	3	51,827	4	108,910
Clinical	0	-	0	-	0	-	0	-
Totals	2	106,355	3	371,849	34	1,194,426	36	2,151,262

SOCIAL WORK

Proposals	<i>1</i>	<i>21,810</i>	<i>0</i>	<i>-</i>	<i>9</i>	<i>1,892,208</i>	<i>6</i>	<i>6,051,316</i>
Awards								
Research	0	0	0	-	4	300,795	11	733,913
Other	2	80,000	0	-	14	784,460	2	63,600
Instruction	0	-	0	-	3	1,800,931	12	2,294,763
Clinical	0	-	0	-	0	-	0	-
Totals	2	80,000	0	-	21	2,886,186	25	3,092,276

VP FOR ACADEMIC AFFAIRS*

Proposals	<i>0</i>	<i>-</i>	<i>3</i>	<i>250,834</i>	<i>18</i>	<i>2,078,328</i>	<i>21</i>	<i>2,018,847</i>
Awards								
Research	0	-	0	-	1	79,214	2	60,600
Other	1	10,000	3	37,000	12	465,031	15	912,914
Instruction	0	-	0	-	2	30,000	0	-
Clinical	0	-	0	-	0	-	0	-
Totals	1	10,000	3	37,000	15	574,245	17	973,514

		February 2001		February 2000		FISCAL YEAR TO DATE (7/00-2/01)		FISCAL YEAR TO DATE (7/99-2/00)	
		<u>No.</u>	<u>Total Amt.</u>	<u>No.</u>	<u>Total Amt.</u>	<u>No.</u>	<u>Total Amt.</u>	<u>No.</u>	<u>Total Amt.</u>
VP FOR ADMINISTRATIVE SERVICES*									
Proposals		0	-	0	-	1	5,699	1	5,115
Awards	Research	0	-	0	-	0	-	0	-
	Other	0	-	0	-	1	5,700	0	-
	Instruction	0	-	0	-	0	-	0	-
	Clinical	0	-	0	-	0	-	0	-
	Totals	0	-	0	-	1	5,700	0	-
VP FOR HEALTH SCIENCES*									
Proposals		3	4,200,000	9	3,837,116	37	38,541,453	33	40,947,332
Awards	Research	4	765,481	7	503,674	170	21,869,879	196	27,659,250
	Other	0	-	0	-	2	435,678	4	313,500
	Instruction	0	-	0	-	1	25,000	1	36,000
	Clinical	0	-	0	-	10	591,927	5	434,975
	Totals	4	765,481	7	503,674	183	22,922,484	206	28,443,725
VP FOR RESEARCH*									
Proposals		1	868,500	1	144,500	6	2,433,083	4	201,061
Awards	Research	0	-	0	-	3	197,000	1	264,875
	Other	1	500,000	0	-	23	1,069,902	19	344,250
	Instruction	0	-	0	-	0	-	0	-
	Clinical	0	-	0	-	3	7,500	2	5,825
	Totals	1	500,000	0	-	29	1,274,402	22	614,950
VP FOR STUDENT AFFAIRS & SERVICES*									
Proposals		2	9,000	0	-	6	1,203,637	5	44,500
Awards	Research	0	-	0	-	0	-	2	25,500
	Other	1	4,500	0	-	4	44,894	4	19,000
	Instruction	0	-	0	-	2	243,570	2	240,990
	Clinical	0	-	0	-	0	-	0	-
	Totals	1	4,500	0	-	6	288,464	8	285,490
VP FOR UNIVERSITY RELATIONS*									
Proposals		1	439,242	2	586,906	9	4,643,491	8	2,301,451
Awards	Research	0	-	0	-	1	112,500	0	-
	Other	1	22,998	0	-	6	688,583	6	1,387,323
	Instruction	0	-	0	-	0	-	0	-
	Clinical	0	-	0	-	0	-	0	-
	Totals	1	22,998	0	-	7	801,083	6	1,387,323
Totals, Proposals		133	63,834,203	173	96,212,172	1,006	540,517,017	1,009	485,597,837
Totals, AWARDS		143	\$11,161,447	130	\$13,358,799	1,557	\$156,366,575	1,487	\$157,814,385

* Amounts for Vice-Presidents' Offices may reflect activity by Institutes, Centers & other discrete organizational entities that report directly to their cognizant Vice Presidents, rather than to a College or Graduate School.