

DATE: February 19, 2004

TO: A. Lorris Betz
 FROM: Raymond F. Gesteland

SUBJECT: 5-Part Monthly Activity Report

Part I of V--RESEARCH ACTIVITY SUMMARY

	January 2004		January 2003		FISCAL YEAR TO DATE (07/03-01/04)		FISCAL YEAR TO DATE (7/02-01/03)	
	No.	Total Amt.	No.	Total Amt.	No.	Total Amt.	No.	Total Amt.
PROPOSALS*	228	\$ 142,134,935	168	\$ 143,056,986	1113	\$ 597,936,604	931	\$ 535,111,411
AWARDS								
Research	115	\$15,466,651	122	\$11,408,868	926	139006249	969	134927522
Other	27	4,051,451	36	2,457,293	240	15,208,197	266	20,787,335
Instruction	9	609,286	10	1,638,733	99	12,088,188	76	7,151,662
Clinical	18	820,976	14	2,168,945	145	9,313,561	79	8,264,332
SUBTOTALS	169	20,948,364	182	17,673,839	1,410	175,616,195	1,390	171,130,851
Fellowships & Financial Aids		13,090,815		12,242,306		15,130,875		14,273,323
ALL AWARD TOTALS		\$ 34,039,179		\$ 29,916,145		\$ 190,747,070		\$ 185,404,174

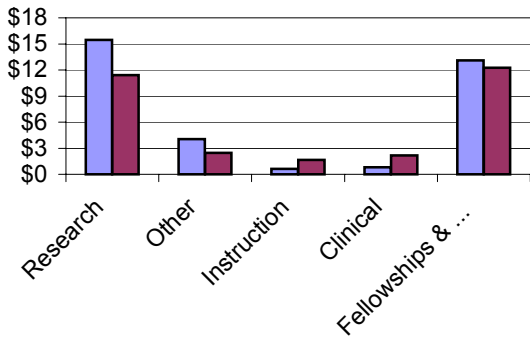
- cc: Coralie Alder
 James R. Bardsley
 A. Lorris Betz
 Paul Brinkman
 Jayne Carney
 Arnold B. Combe
 Fred C. Esplin
 Cecelia H. Foxley
 John G. Francis
 Raymond F. Gesteland
 Jerry Kaplan
 Elliott C. Kulakowski
 Gary D. Levy
 Nancy Lyon
 J. Michael Mattsson
 Barbara K. Nielsen
 David W. Pershing
 Ronald J. Pugmire
 Lee Siegel
 Laura Snow
 Kimberly Wirthlin

Raymond F. Gesteland
 Vice-President for Research

Part I of V Summary of University Research Activity January 2004

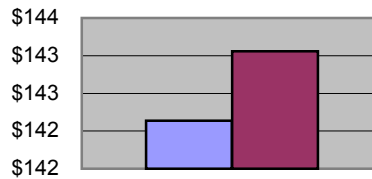
January 2004 vs. January 2003

Awards, In Millions



■ Awards This Month
■ Awards, Same Month Last Year

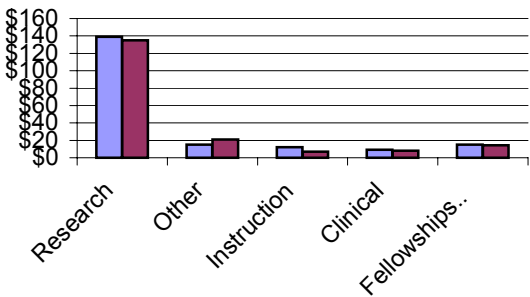
Proposals, In Millions



■ All Proposals, This Month
■ All Proposals, Same Month Last Year

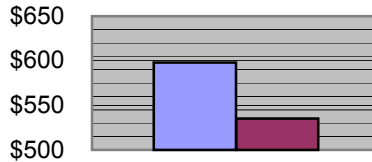
FYTD January 2004 vs. FYTD January 2003

Awards, In Millions



■ Awards, This Fiscal Year To Date
■ Awards, Same Month Last Fiscal Year To Date

Proposals, In Millions



■ All Proposals, This Fiscal Year To Date
■ All Proposals, Last Fiscal Year To Date

VICE-PRESIDENT FOR RESEARCH

January 2004

Part II of V--PROPOSALS AND AWARDS OVER \$2 MILLION

DATE: February 19, 2004

PROPOSALS

	<i>Department</i>	<i>Sponsor Name</i>	<i>Proposal Title</i>	<i>Start Date</i>	<i>End Date</i>	<i>Total Amount</i>
College of Engineering						
Johnson,Christopher	Computing, School Of	PHS/Public Health Service	Center For Integrated Biomedical Software Systems.	9/15/04	9/14/09	\$22,234,517
Macleod,Robert S	Computing, School Of	PHS/Public Health Service	Interdisciplinary Training Program In Computational Bioengineering.	1/1/05	12/31/09	\$2,670,467
Medicine						
Clark,Edward B	Pediatrics	PHS/Public Health Service - Natl Inst Drug Abuse	Nicotine Addiction Factors In N:	9/1/04	8/31/09	\$8,939,108
Grunwald,David J	Human Genetics	PHS/Public Health Service	Positional Identity In The Zebrafish Embryo.	12/1/04	11/30/09	\$5,913,764
Kohan,Donald E	Internal Medicine	PHS/Public Health Service	Collecting Duct Endothelin-1 And Hypertension.	12/1/04	11/30/09	\$2,096,186
Science						
Drews,Gary N	Biology	NSF/Natl Science Fndn	ISGA: Gene Targeting In Plants.	9/1/04	8/31/09	\$2,291,849
Fogelson,Aaron L	Mathematics	NSF/Natl Science Fndn	Computational Tools Of Multiscale Dynamical Modeling Of Blood Clotting And Vascular Biology	7/1/04	6/30/09	\$4,000,000
VP Health Sciences						
Disario,James A	Huntsman Cancer Institute	PHS/Public Health Service	Genetics & Surveillance In Familial Pancreatic Cancer.	12/1/04	11/30/09	\$5,816,836

AWARDS

	<i>Department</i>	<i>Sponsor Name</i>	<i>Proposal Title</i>	<i>Start Date</i>	<i>End Date</i>	<i>Total Amount</i>
Engineering						
Pershing,John W	Chemical And Univ Fuels Engineering Cal/Lawrnce Livermor		Center For Simulation Of Accidental Fires & Explosions (C-Safe), Second Project Period. Prime USDOE (W7405ENG48).	12/16/02	9/30/07	\$2,750,000
Social & Behavioral Sciences						
Jowers,Kirk L	Political Science	Pew Charit Trusts/Schol Program	Campaign And Media Legal Reform Center.	1/1/04	12/31/05	\$2,200,000

VICE-PRESIDENT FOR RESEARCH
January 2004
Part III of V--AWARDS BY SPONSOR

DATE: February 19, 2004

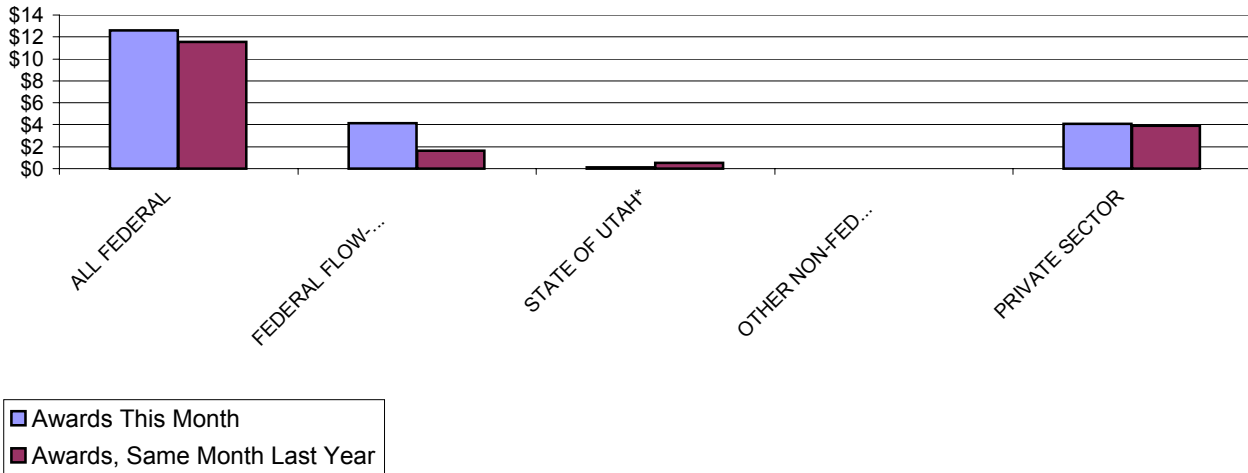
	January 2004		January 2003		FISCAL YEAR TO DATE (07/03-01/04)		FISCAL YEAR TO DATE (7/02-01/03)	
	<u>No.</u>	<u>Total Amt.</u>	<u>No.</u>	<u>Total Amt.</u>	<u>No.</u>	<u>Total Amt.</u>	<u>No.</u>	<u>Total Amt.</u>
ALL FEDERAL	75	\$ 12,573,921	78	\$ 11,569,362	604	\$ 117,747,279	616	\$ 112,916,541
<i>Misc. Federal Agencies</i>	0	-	1	7,800	10	2,053,033	5	684,292
Nat'l Aeronaut/Space Adm	2	38,575	5	423,054	10	381,722	12	714,946
Nat'l Endowmt/Humanities	1	2,898	0	-	2	27,402	1	107,331
Nat'l Science Foundation	14	1,432,454	13	2,258,687	102	17,803,876	94	14,704,876
US Dept of Agriculture	0	-	0	-	1	74,960	1	134,510
US Dept of Commerce	0	-	0	-	6	377,663	6	237,271
US Dept of Defense	1	350,000	10	1,010,763	21	2,315,367	31	2,716,508
US Dept of Education	0	-	0	-	14	2,467,312	11	2,127,121
US Dept of Energy	5	471,929	5	921,761	36	3,635,521	53	6,254,878
US Dept of the Interior	1	7,000	4	578,200	24	765,445	25	1,392,711
US Dept of Transportation	0	-	0	-	1	61,826	0	-
US Environmental Prot Agcy	0	-	0	-	11	2,235,400	2	100,000
US Health & Human Servs	51	10,271,065	40	6,369,097	366	85,547,752	375	83,742,097
US Veterans Admin	0	-	0	-	0	-	0	-
FEDERAL FLOW-DOWN	32	4,150,865	33	1,624,359	271	19,752,273	237	12,050,925
STATE OF UTAH*	6	101,000	9	521,589	103	4,984,382	89	6,417,267
OTHER NON-FED GOVT.	1	26,737	1	34,367	10	267,299	7	176,149
PRIVATE SECTOR	55	4,095,841	61	3,924,162	422	32,864,962	441	39,569,969
Commercial Sponsors	33	1,263,208	44	3,082,969	269	14,522,919	258	17,125,514
Not-For-Profit Sponsors	22	2,832,633	17	841,193	153	18,342,043	183	22,444,455
GRAND TOTALS	169	\$ 20,948,364	182	\$ 17,673,839	1410	\$ 175,616,195	1390	\$ 171,130,851

* State of Utah direct and prime flow-down sponsorship

Part III of V Summary of Awards by Sponsor January 2004

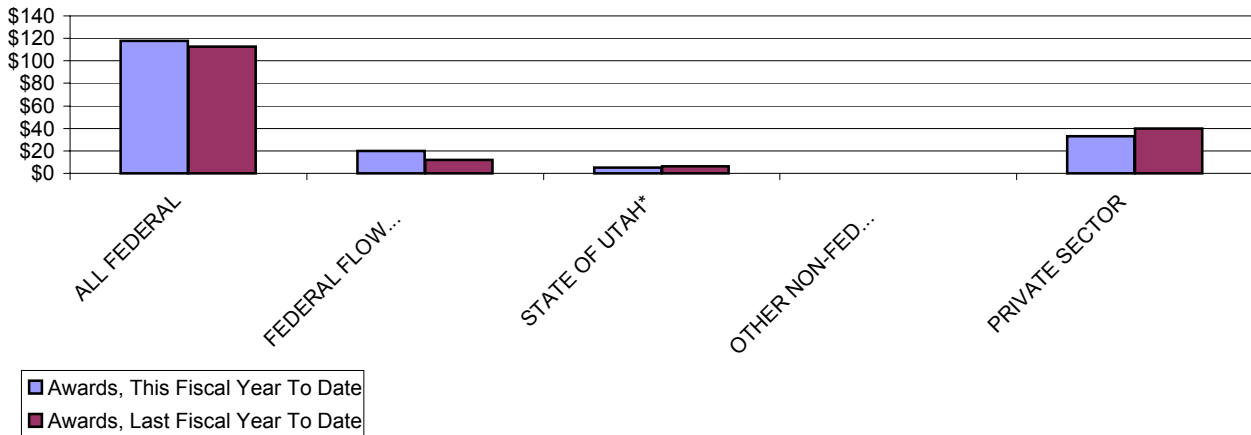
January 2004 vs. January 2003

Awards, In Millions



FYTD January 2004 vs. FYTD January 2003

Awards, In Millions



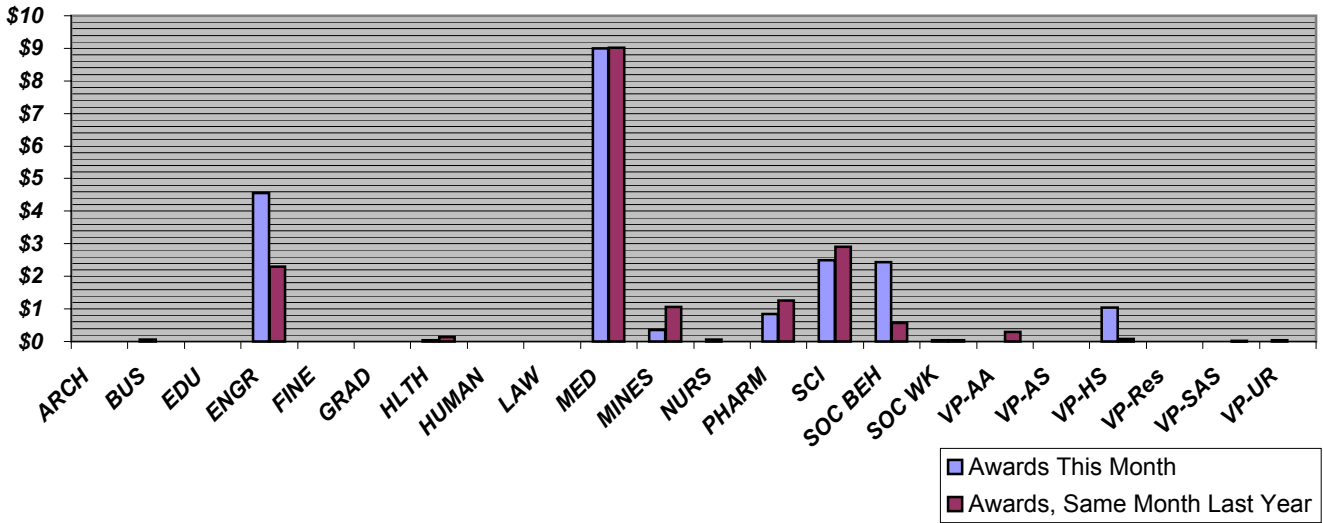
VICE-PRESIDENT FOR RESEARCH
January 2004
Part IV of V--AWARDS BY COLLEGE

DATE: February 19, 2004

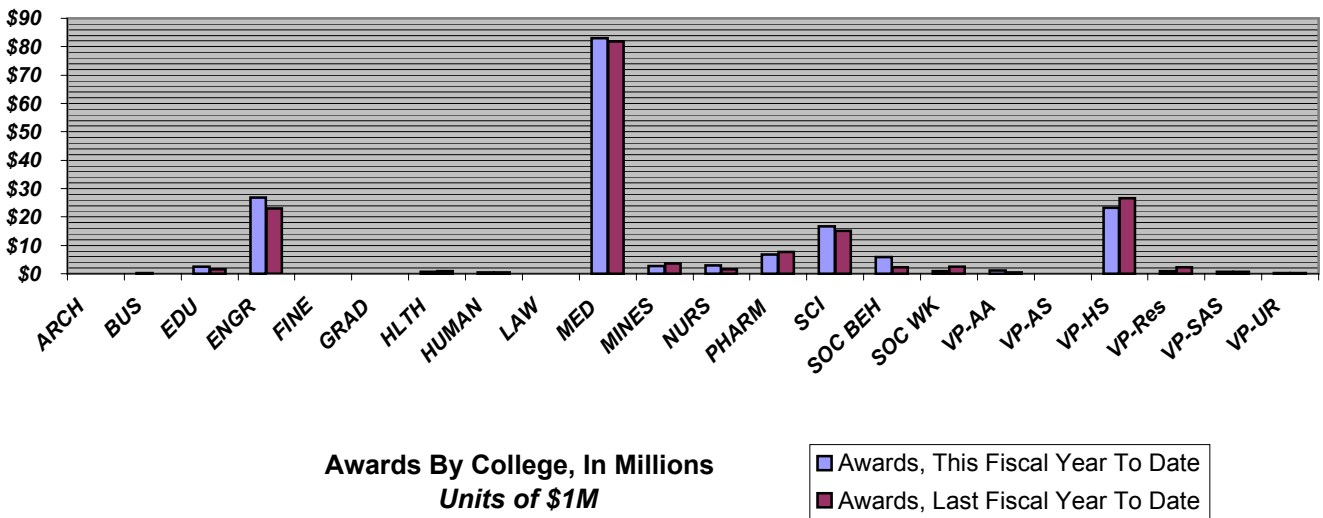
	January 2004		January 2003		FISCAL YEAR TO DATE (07/03-01/04)		FISCAL YEAR TO DATE (7/02-01/03)	
	<u>No.</u>	<u>Total Amt.</u>	<u>No.</u>	<u>Total Amt.</u>	<u>No.</u>	<u>Total Amt.</u>	<u>No.</u>	<u>Total Amt.</u>
ARCHITECTURE	0	-	0	-	3	8,481	3	54,008
BUSINESS	2	51,000	0	-	7	136,119	3	25,827
EDUCATION	0	-	0	-	17	2,384,288	9	1,619,488
ENGINEERING	23	4,564,240	27	2,308,380	208	26,860,971	231	23,044,062
FINE ARTS	0	-	0	-	0	-	4	56,000
GRADUATE SCHOOL	0	-	0	-	0	-	1	37,270
HEALTH	1	40,000	3	133,686	17	632,764	21	800,942
HUMANITIES	1	1,000	0	-	11	528,422	7	505,631
LAW	0	-	0	-	1	1,000	0	-
MEDICINE	86	9,007,690	72	9,019,363	651	83,011,952	583	81,987,154
MINES & EARTH SCIENCES	9	348,132	17	1,066,973	70	2,743,448	85	3,721,230
NURSING	3	56,128	0	-	20	2,842,641	10	1,527,456
PHARMACY	8	836,033	9	1,262,697	69	6,745,259	58	7,695,528
SCIENCE	18	2,497,982	24	2,905,652	123	16,772,930	146	15,117,416
SOCIAL & BEHAVIORAL SCIENCES	4	2,429,990	5	563,205	38	5,907,156	37	2,334,130
SOCIAL WORK	1	43,000	1	34,367	27	938,960	24	2,373,020
VP/ACADEMIC AFFAIRS	1	2,898	7	286,677	13	1,104,972	13	466,120
VP/ADMINISTRATIVE SERVICES	0	-	0	-	1	6,597	0	-
VP/HEALTH SCIENCES	10	1,032,247	15	73,339	102	23,284,792	127	26,632,771
VP/RESEARCH	1	8,024	0	-	15	871,229	14	2,278,414
VP/STUDENT AFFAIRS & SERVICES	0	-	1	15,000	9	624,295	8	615,116
VP/UNIVERSITY RELATIONS	1	30,000	1	4,500	8	209,919	6	239,268
GRAND TOTALS	169	\$20,948,364	182	\$17,673,839	1,410	\$175,616,195	1,390	\$171,130,851

Part IV of V
Summary of Awards by College
January 2004

January 2004 vs. January 2003



FYTD January 2004 vs. FYTD January 2003



VICE-PRESIDENT FOR RESEARCH
January 2004
Part V of V--GENERAL COLLEGE ACTIVITY

DATE: February 19, 2004

		January 2004		January 2003		FISCAL YEAR TO DATE (07/03-01/04)		FISCAL YEAR TO DATE (7/02-01/03)	
		<u>No.</u>	<u>Total Amt.</u>	<u>No.</u>	<u>Total Amt.</u>	<u>No.</u>	<u>Total Amt.</u>	<u>No.</u>	<u>Total Amt.</u>
ARCHITECTURE									
Proposals		0	-	0	-	2	10,465	1	2,500
Awards	Research	0	-	0	-	1	4,591	2	52,638
	Other	0	-	0	-	2	3,890	1	1,370
	Instruction	0	-	0	-	0	-	0	-
	Clinical	0	-	0	-	0	-	0	-
	Totals	0	-	0	-	3	8,481	3	54,008
BUSINESS									
Proposals		1	1,420,823	1	290,377	6	1,688,917	13	5,077,469
Awards	Research	1	5000	0	-	5	86,119	1	2,000
	Other	1	46000	0	-	2	50,000	2	23,827
	Instruction	0	-	0	-	0	-	0	-
	Clinical	0	-	0	-	0	-	0	-
	Totals	2	51000	0	-	7	136,119	3	25,827
EDUCATION									
Proposals		2	380,086	0	-	11	2,637,883	8	2,902,995
Awards	Research	0	-	0	-	6	307,167	3	261,731
	Other	0	-	0	-	3	497,336	3	740,559
	Instruction	0	-	0	-	8	1,579,785	3	617,198
	Clinical	0	-	0	-	0	-	0	-
	Totals	0	-	0	-	17	2,384,288	9	1,619,488
ENGINEERING									
Proposals		39	39,130,827	14	22,033,927	168	86,257,799	165	105,128,015
Awards	Research	22	4534519	23	1880050	177	26,096,177	206	22,085,115
	Other	1	29721	2	53330	17	495,204	16	316,447
	Instruction	0	-	2	375,000	14	269,590	9	642,500
	Clinical	0	-	0	-	0	-	0	-
	Totals	23	4564240	27	2308380	208	26,860,971	231	23,044,062
FINE ARTS									
Proposals		0	-	0	-	1	1,500	2	22,460
Awards	Research	0	-	0	-	0	-	0	-
	Other	0	-	0	-	0	-	2	32,500
	Instruction	0	-	0	-	0	-	2	23,500
	Clinical	0	-	0	-	0	-	0	-
	Totals	0	-	0	-	0	-	4	56,000

	January 2004		January 2003		FISCAL YEAR TO DATE (07/03-01/04)		FISCAL YEAR TO DATE (7/02-01/03)	
	<u>No.</u>	<u>Total Amt.</u>	<u>No.</u>	<u>Total Amt.</u>	<u>No.</u>	<u>Total Amt.</u>	<u>No.</u>	<u>Total Amt.</u>

GRADUATE SCHOOL

Proposals	0	-	0	-	0	-	1	37,270
Awards								
Research	0	-	0	-	0	-	1	37,270
Other	0	-	0	-	0	-	0	-
Instruction	0	-	0	-	0	-	0	-
Clinical	0	-	0	-	0	-	0	-
Totals	0	-	0	-	0	-	1	37,270

HEALTH

Proposals	2	214,500	4	556,061	15	4,933,651	14	4,481,241
Awards								
Research	1	40,000	2	57,800	7	181,971	9	209,908
Other	0	-	1	75,886	9	392,960	10	509,587
Instruction	0	-	0	-	1	57,833	2	81,447
Clinical	0	-	0	-	0	-	0	-
Totals	1	40,000	3	133,686	17	632,764	21	800,942

HUMANITIES

Proposals	2	395,554	2	92,544	16	9,807,016	11	1,906,217
Awards								
Research	0	-	0	-	1	74,215	3	245,350
Other	1	1,000	0	-	7	20,703	3	117,281
Instruction	0	-	0	-	3	433,504	1	143,000
Clinical	0	-	0	-	0	-	0	-
Totals	1	1,000	0	-	11	528,422	7	505,631

LAW

Proposals	0	-	0	-	1	1,000	0	-
Awards								
Research	0	-	0	-	0	-	0	-
Other	0	-	0	-	1	1,000	0	-
Instruction	0	-	0	-	0	-	0	-
Clinical	0	-	0	-	0	-	0	-
Totals	0	-	0	-	1	1,000	0	-

MEDICINE

Proposals	98	56,535,896	75	67,971,729	460	264,922,959	335	206,576,310
Awards								
Research	50	6,462,008	42	5,766,594	379	63,196,305	371	62,941,244
Other	14	1,388,772	12	775,343	95	4,441,745	98	7,795,744
Instruction	7	398,508	5	408,221	51	7,015,066	44	4,017,486
Clinical	15	758,402	13	2,069,205	126	8,358,836	70	7,232,680
Totals	86	9,007,690	72	9,019,363	651	83,011,952	583	81,987,154

MINES & EARTH SCIENCES

Proposals	12	1,863,353	14	2,456,002	65	15,490,646	80	17,314,328
Awards								
Research	8	304,770	13	498,773	56	2,548,194	60	2,339,644
Other	1	43,362	4	568,200	14	195,254	25	1,381,586
Instruction	0	-	0	-	0	-	0	-
Clinical	0	-	0	-	0	-	0	-
Totals	9	348,132	17	1,066,973	70	2,743,448	85	3,721,230

		January 2004		January 2003		FISCAL YEAR TO DATE (07/03-01/04)		FISCAL YEAR TO DATE (7/02-01/03)	
		<u>No.</u>	<u>Total Amt.</u>	<u>No.</u>	<u>Total Amt.</u>	<u>No.</u>	<u>Total Amt.</u>	<u>No.</u>	<u>Total Amt.</u>
NURSING									
Proposals		1	373,750	1	2,916,035	15	11,118,449	14	9,532,274
Awards	Research	2	19,414	0	-	11	1,418,252	9	1,094,096
	Other	1	36,714	0	-	5	564,377	1	433,360
	Instruction	0	-	0	-	4	860,012	0	-
	Clinical	0	-	0	-	0	-	0	-
	Totals	3	56,128	0	-	20	2,842,641	10	1,527,456

PHARMACY

Proposals		17	8,317,063	9	6,998,950	84	40,879,379	47	24,634,784
Awards	Research	5	477,208	7	914,697	36	4,933,886	39	6,414,731
	Other	2	219,612	1	343,000	27	1,400,817	14	1,153,524
	Instruction	1	139,213	1	5,000	4	268,635	4	64,873
	Clinical	0	-	0	-	2	141,921	1	62,400
	Totals	8	836,033	9	1,262,697	69	6,745,259	58	7,695,528

SCIENCE

Proposals		22	15,604,096	26	22,178,218	129	79,809,174	130	85,102,025
Awards	Research	17	2,426,417	22	2,100,161	111	15,543,656	137	14,080,046
	Other	0	-	1	74,996	1	60,000	4	151,161
	Instruction	1	71,565	1	730,495	7	1,116,274	5	886,209
	Clinical	0	-	0	-	4	53,000	0	-
	Totals	18	2,497,982	24	2,905,652	123	16,772,930	146	15,117,416

SOCIAL & BEHAVIORAL SCIENCES

Proposals		15	4,160,761	5	3,205,806	46	12,092,713	26	12,920,961
Awards	Research	2	226,250	3	436,459	30	3,397,658	26	2,127,617
	Other	2	2,203,740	2	126,746	8	2,509,498	10	152,446
	Instruction	0	-	0	-	0	-	1	54,067
	Clinical	0	-	0	-	0	-	0	-
	Totals	4	2,429,990	5	563,205	38	5,907,156	37	2,334,130

SOCIAL WORK

Proposals		2	1,404,332	2	945,956	13	5,644,843	14	2,522,666
Awards	Research	1	43,000	0	-	14	624,962	5	423,397
	Other	0	-	1	34,367	13	313,998	19	1,949,623
	Instruction	0	-	0	-	0	-	0	-
	Clinical	0	-	0	-	0	-	0	-
	Totals	1	43,000	1	34,367	27	938,960	24	2,373,020

VP FOR ACADEMIC AFFAIRS*

Proposals				4	1,213,647	7	3,564,493	14	2,339,593
Awards	Research	0	-	3	186,659	5	61,000	4	195,026
	Other	1	2,898	4	100,018	7	894,913	9	271,094
	Instruction	0	-	0	-	1	149,059	0	-
	Clinical	0	-	0	-	0	-	0	-
	Totals	1	2,898	7	286,677	13	1,104,972	13	466,120

		January 2004		January 2003		FISCAL YEAR TO DATE (07/03-01/04)		FISCAL YEAR TO DATE (7/02-01/03)	
		<u>No.</u>	<u>Total Amt.</u>	<u>No.</u>	<u>Total Amt.</u>	<u>No.</u>	<u>Total Amt.</u>	<u>No.</u>	<u>Total Amt.</u>
VP FOR ADMINISTRATIVE SERVICES*									
Proposals		0	-	0	-	1	7,330	0	-
Awards	Research	0	-	0	-	0	-	0	-
	Other	0	-	0	-	1	6,597	0	-
	Instruction	0	-	0	-	0	-	0	-
	Clinical	0	-	0	-	0	-	0	-
	Totals	0	-	0	-	1	6,597	0	-
VP FOR HEALTH SCIENCES*									
Proposals		11	11,984,395	9	8,263,685	56	56,854,067	46	47,676,599
Awards	Research	6	928,065	7	(432,325)	75	19,637,997	89	20,697,608
	Other	1	41,608	6	285,907	11	2,756,216	28	4,843,894
	Instruction	0	-	1	120,017	3	130,775	2	122,017
	Clinical	3	62,574	1	99,740	13	759,804	8	969,252
	Totals	10	1,032,247	15	73,339	102	23,284,792	127	26,632,771
VP FOR RESEARCH*									
Proposals		0	-	1	3,783,855	4	873,421	5	4,187,286
Awards	Research	0	-	0	-	9	483,807	2	1,621,083
	Other	1	8,024	0	-	6	387,422	12	657,331
	Instruction	0	-	0	-	0	-	0	-
	Clinical	0	-	0	-	0	-	0	-
	Totals	1	8,024	0	-	15	871,229	14	2,278,414
VP FOR STUDENT AFFAIRS & SERVICES*									
Proposals		1	26,066	0	-	2	51,566	2	2,541,225
Awards	Research	0	-	0	-	2	375,159	1	75,251
	Other	0	-	1	15,000	4	41,481	4	40,500
	Instruction	0	-	0	-	3	207,655	3	499,365
	Clinical	0	-	0	-	0	-	0	-
	Totals	0	-	1	15,000	9	624,295	8	615,116
VP FOR UNIVERSITY RELATIONS*									
Proposals		3	323,433	1	150,194	11	1,289,333	3	205,193
Awards	Research	0	-	0	-	1	35,133	1	23,767
	Other	1	30,000	1	4,500	7	174,786	5	215,501
	Instruction	0	-	0	-	0	-	0	-
	Clinical	0	-	0	-	0	-	0	-
	Totals	1	30,000	1	4,500	8	209,919	6	239,268
Totals, Proposals		228	\$142,134,935	168	\$143,056,986	1,113	\$597,936,604	931	\$535,111,411
Totals, AWARDS		169	\$20,948,364	182	\$17,673,839	1,410	\$175,616,195	1,390	\$171,130,851

* Amounts for Vice-Presidents' Offices may reflect activity by Institutes, Centers & other discrete organizational entities that report directly to their cognizant Vice Presidents, rather than to a College or Graduate School.