



OFFICE OF SPONSORED PROJECTS

DATE: February 20, 2001

TO: J. Bernard Machen
FROM: Raymond F. Gesteland

SUBJECT: 5-Part Monthly Activity Report

Part I of IV--RESEARCH ACTIVITY SUMMARY

	January 2001		January 2000		FISCAL YEAR TO DATE (7/00-1/01)		FISCAL YEAR TO DATE (7/99-1/00)	
	<u>No.</u>	<u>Total Amt.</u>	<u>No.</u>	<u>Total Amt.</u>	<u>No.</u>	<u>Total Amt.</u>	<u>No.</u>	<u>Total Amt.</u>
PROPOSALS*	165	\$ 89,061,965	146	\$ 101,649,228	873	\$ 476,682,814	836	\$ 389,385,665
AWARDS								
Research	130	\$12,612,907	106	\$10,761,376	1,004	\$122,200,379	966	\$116,263,739
Other	20	1,065,668	19	1,004,565	216	9,644,089	191	13,621,700
Instruction	3	224,478	3	370,030	79	6,300,959	103	7,694,335
Clinical	17	1,161,461	17	781,940	115	7,059,701	97	6,875,812
SUBTOTALS	170	15,064,514	145	12,917,911	1,414	145,205,128	1,357	144,455,586
Fellowships & Financial Aids		(24,035)		67,359		1,211,285		677,045
ALL AWARD TOTAL		\$ 15,040,479		\$ 12,985,270		\$ 146,416,413		\$ 145,132,631

Raymond F. Gesteland
Vice-President for Research

- cc: David W. Pershing
- Arnold B. Combe
- Fred C. Esplin
- A. Lorris Betz
- Paul Brinkman
- Barbara K. Nielsen
- W. Ralph Hardy
- Lynne U. Chronister
- J. Michael Mattsson
- Raymond F. Gesteland
- Ronald J. Pugmire
- Peter L. Goss
- Jerry Kaplan
- Cecelia H. Foxley
- John G. Francis
- Michael T. Benson
- Coralie Alder
- Nancy Lyon

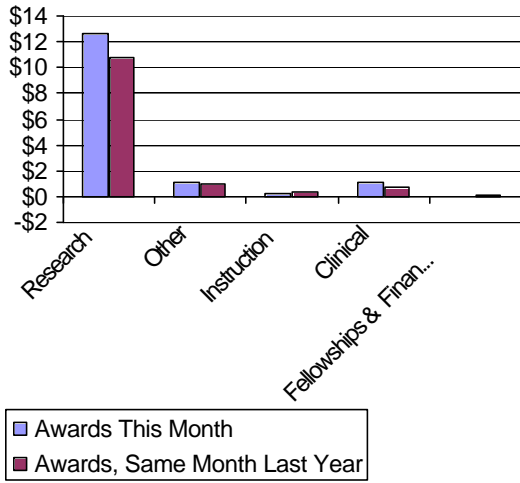
OFFICE OF THE VICE PRESIDENT FOR RESEARCH
201 S PRESIDENTS CIRCLE RM 210
SALT LAKE CITY, UTAH 84112-9011

(801) 581-7236
FAX (801) 585-6212

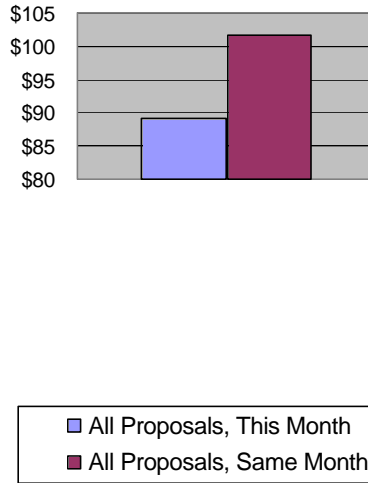
Part I of V Summary of University Research Activity January 2001

January 2001 vs. January 2000

Awards, In Millions

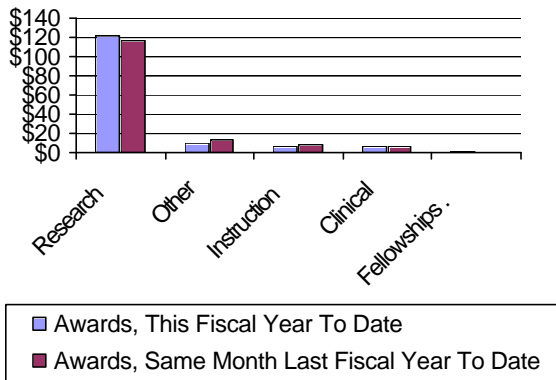


Proposals, In Millions

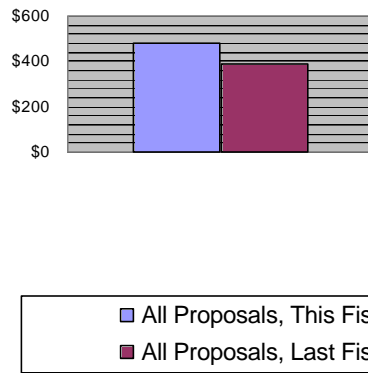


FYTD January 2001 vs. FYTD January 2000

Awards, In Millions



Proposals, In Millions



VICE-PRESIDENT FOR RESEARCH
January 2001
Part II of V--PROPOSALS AND AWARDS OVER \$2 MILLION

DATE: February 20, 2001

PROPOSALS

	<i>Department</i>	<i>Sponsor Name</i>	<i>Proposal Title</i>	<i>Start Date</i>	<i>End Date</i>	<i>Total Amount</i>
Engineering						
Rose, Peter E	Civil/Environmental Engr	DOE/Idaho Operations Off	Creation Of An Enhanced Geothermal System Through Hydraulic And Thermal Stimulation.	7/1/01	6/30/06	\$4,097,297
Science						
Drews, Gary N	Biology	NSF/Natl Science Fndn	Gene Targeting In Plants.	8/1/01	7/31/06	\$2,316,727
Keener, James P	Mathematics	NSF/Natl Science Fndn	Igert: Cross-Disciplinary Training Program In Mathematical Biology.	7/1/01	6/30/06	\$2,695,522.00
Sokolsky, Pierre V	Physics	NSF/Prime Flow Thru/Univ Of Cal/Los Ang-- UCLA	Science And Development Of High Energy Particle Detectors Exploiting Atmospheric Phenomena. (Physics Frontier Center).	8/1/01	7/31/06	\$3,269,603
VP/Health Science						
Beckerle, Mary C	Huntsman Cancer Institute	PHS/Natl Cancer Institute	Mutidisciplinary Cancer Research Training Program.	12/1/01	11/30/06	\$2,201,315
Simone, Joseph V	Huntsman Cancer Institute	PHS/Natl Cancer Institute	Cancers Initiative For Colorectal Cancer.	9/1/01	8/31/06	\$3,313,516
Betz, A Lorris	Off VP Health Sciences	PHS/Hlth Resour-Servs Adm/BHP	University Of Utah HCOP.	9/1/01	8/31/06	\$2,108,330

AWARDS

<i>Department</i>	<i>Sponsor Name</i>	<i>Proposal Title</i>	<i>Start Date</i>	<i>End Date</i>	<i>Total Amount</i>
-------------------	---------------------	-----------------------	-------------------	-----------------	---------------------

There were no awards over \$2 million for January, 2001.

VICE-PRESIDENT FOR RESEARCH
January 2001
Part III of IV--AWARDS BY SPONSOR

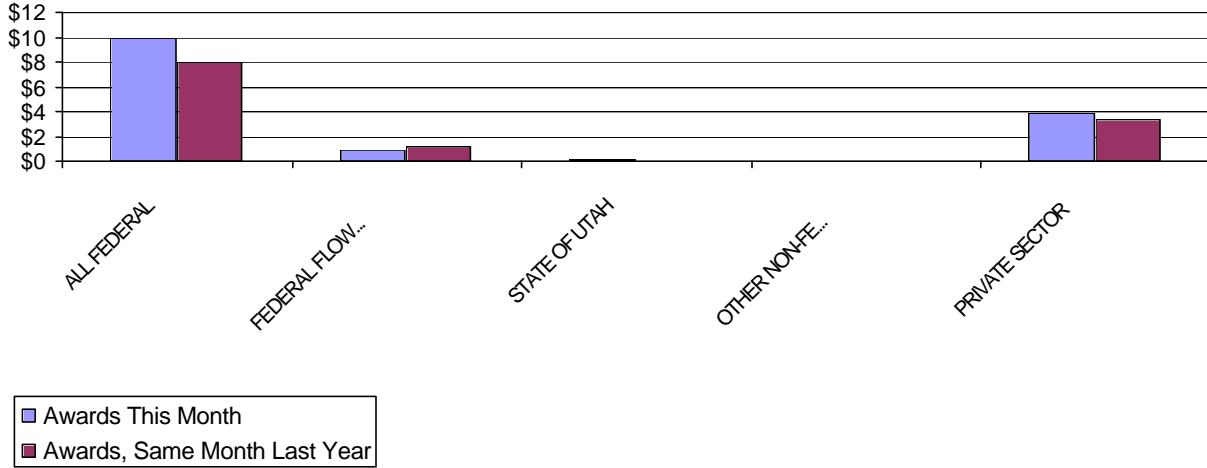
DATE: February 20, 2001

	January 2001		January 2000		FISCAL YEAR TO DATE (7/00-1/01)		FISCAL YEAR TO DATE (07/99-01/00)	
	<u>No.</u>	<u>Total Amt.</u>	<u>No.</u>	<u>Total Amt.</u>	<u>No.</u>	<u>Total Amt.</u>	<u>No.</u>	<u>Total Amt.</u>
ALL FEDERAL	82	\$ 9,951,228	49	\$ 8,064,200	579	\$ 91,349,936	523	\$ 82,019,002
<i>Misc. Federal Agencies</i>	0	-	0	-	8	722,826	6	955,526
Nat'l Aeronaut/Space Adn	3	377,505	2	80,215	15	1,003,781	12	838,789
Nat'l Endowmt/Humanitie	1	10,000	1	50,000	1	10,000	2	58,000
Nat'l Science Foundation	14	1,262,441	6	900,778	88	10,756,079	72	8,276,551
US Dept of Agriculture	0	-	0	-	4	46,380	8	675,677
US Dept of Commerce	0	-	0	-	4	638,761	4	171,748
US Dept of Defense	4	287,500	11	2,289,884	41	7,240,032	37	5,055,216
US Dept of Education	0	-	1	354,530	8	1,105,979	9	1,586,110
US Dept of Energy	21	1,790,793	9	917,997	63	9,506,782	81	9,850,606
US Dept of the Interior	1	201,509	2	156,998	16	692,732	12	594,862
US Dept of Transportation	0	-	0	-	3	321,261	4	303,790
US Environmental Prot Ag	0	-	0	-	5	258,991	0	-
US Health & Human Servs	38	6,021,480	17	3,313,798	323	59,046,332	276	53,652,127
US Veterans Admin	0	-	0	-	0	-	0	-
FEDERAL FLOW-DOWN	25	934,915	20	1,191,691	192	10,640,314	146	9,016,381
STATE OF UTAH	6	73,600	5	41,650	77	3,294,526	93	4,549,199
OTHER NON-FED GOVT.	1	273,998	4	268,602	9	598,834	22	2,472,267
PRIVATE SECTOR	56	3,830,773	67	3,351,768	557	39,321,518	573	46,398,737
Commercial Sponsors	29	1,990,083	44	2,225,138	277	14,854,303	283	14,898,323
Not-For-Profit Sponsors	27	1,840,690	23	1,126,630	280	24,467,215	290	31,500,414
GRAND TOTALS	170	\$ 15,064,514	145	\$ 12,917,911	1,414	\$ 145,205,128	1,357	\$ 144,455,586

Part III of V Summary of Awards by Sponsor January 2001

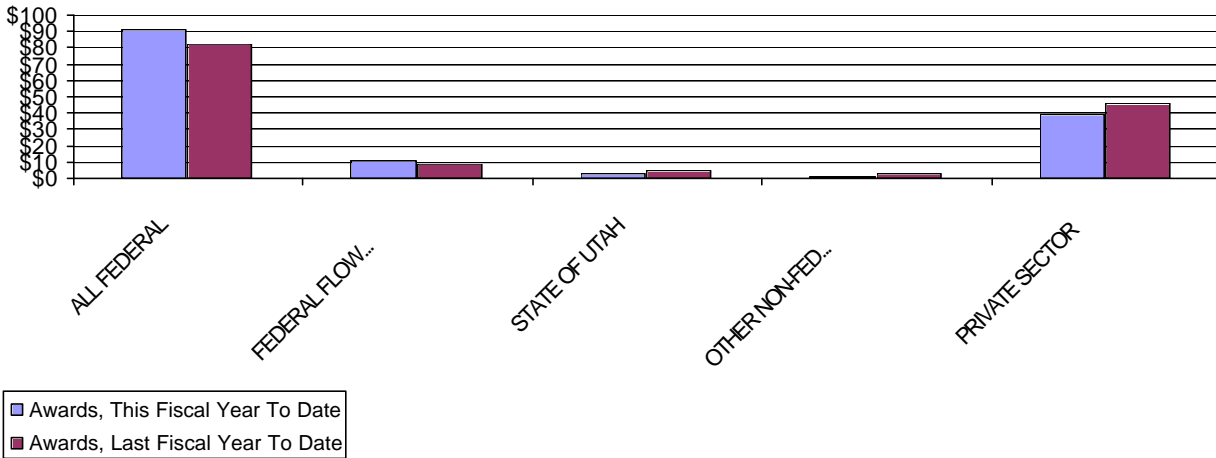
January 2001 vs. January 2000

Awards, In Millions



FYTD January 2001 vs. FYTD January 2000

Awards, In Millions



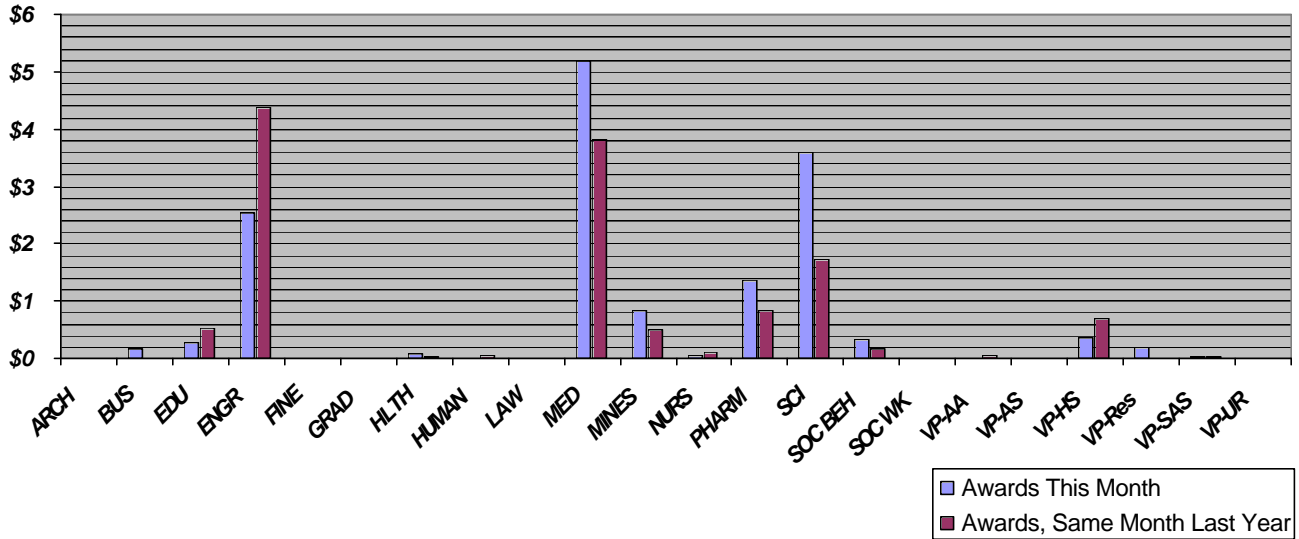
VICE-PRESIDENT FOR RESEARCH
January 2001
Part IV of V--AWARDS BY COLLEGE

DATE: February 20, 2001

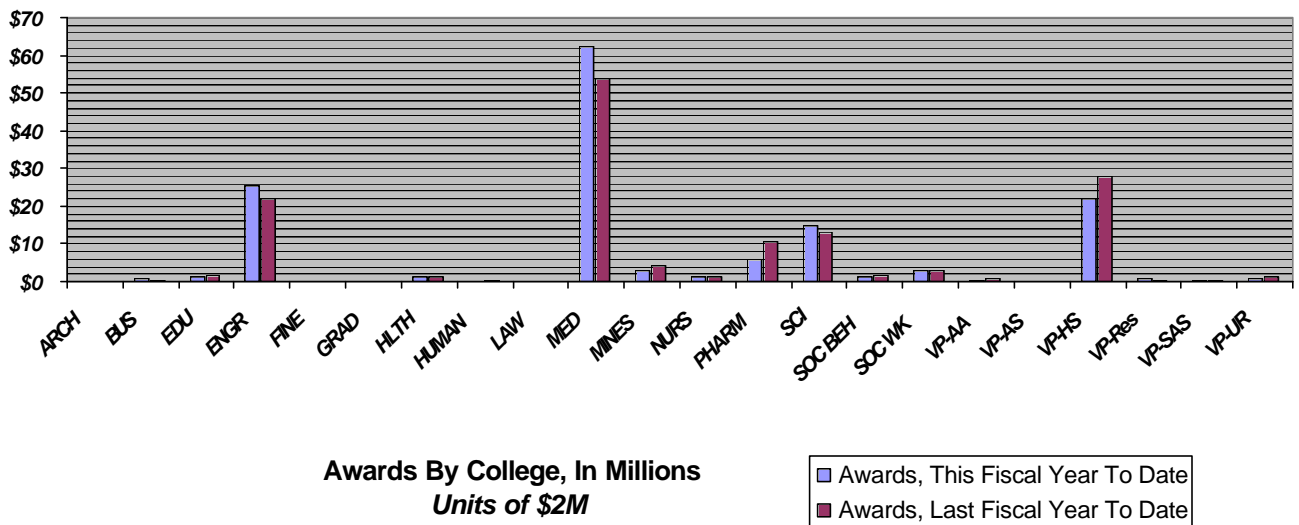
	January 2001		January 2000		FISCAL YEAR TO DATE (7/00-1/01)		FISCAL YEAR TO DATE (7/99-1/00)	
	<u>No.</u>	<u>Total Amt.</u>	<u>No.</u>	<u>Total Amt.</u>	<u>No.</u>	<u>Total Amt.</u>	<u>No.</u>	<u>Total Amt.</u>
ARCHITECTURE	0	-	0	-	5	78,510	1	1,020
BUSINESS	1	175,000	0	-	6	838,406	11	532,291
EDUCATION	2	288,998	5	536,641	15	1,271,726	16	1,581,496
ENGINEERING	41	2,532,587	31	4,384,799	231	25,351,027	218	22,057,375
FINE ARTS	0	-	0	-	0	-	1	8,000
GRADUATE SCHOOL	0	-	0	-	2	6,000	0	-
HEALTH	1	89,664	3	17,054	21	1,193,880	18	1,429,541
HUMANITIES	0	-	2	51,800	5	186,811	5	247,760
LAW	0	-	0	-	1	21,062	1	22,000
MEDICINE	59	5,182,636	47	3,809,364	559	62,564,852	502	53,790,772
MINES & EARTH SCIENCES	8	826,709	13	498,066	59	3,142,848	70	4,059,459
NURSING	1	57,925	1	99,750	10	1,406,595	12	1,086,189
PHARMACY	12	1,365,006	9	824,122	63	5,927,173	62	10,493,227
SCIENCE	29	3,608,476	20	1,738,655	153	14,758,582	133	13,110,439
SOCIAL & BEHAVIORAL SCIENCES	6	345,701	5	157,459	32	1,088,071	33	1,779,413
SOCIAL WORK	0	-	0	-	19	2,806,186	25	3,092,276
VP/ACADEMIC AFFAIRS	1	10,000	1	60,000	14	564,245	14	936,514
VP/ADMINISTRATIVE SERVICES	0	-	0	-	1	5,700	0	-
VP/HEALTH SCIENCES	6	356,312	4	711,201	179	22,157,003	199	27,940,051
VP/RESEARCH	1	200,000	1	3,000	28	774,402	22	614,950
VP/STUDENT AFFAIRS & SERVICES	2	25,500	3	26,000	5	283,964	8	285,490
VP/UNIVERSITY RELATIONS	0	-	0	-	6	778,085	6	1,387,323
GRAND TOTALS	170	\$15,064,514	145	\$12,917,911	1,414	\$145,205,128	1,357	\$144,455,586

Part IV of V Summary of Awards by College January 2001

January 2001 vs. January 2000



FYTD January 2001 vs. FYTD January 2000



Awards By College, In Millions
Units of \$2M

■ Awards, This Fiscal Year To Date
■ Awards, Last Fiscal Year To Date

VICE-PRESIDENT FOR RESEARCH
January 2001
Part IV of IV--GENERAL COLLEGE ACTIVITY

DATE: February 20, 2001

		January 2001		January 2000		FISCAL YEAR TO DATE (7/00-01/01)		FISCAL YEAR TO DATE (7/99-1/00)	
		<u>No.</u>	<u>Total Amt.</u>	<u>No.</u>	<u>Total Amt.</u>	<u>No.</u>	<u>Total Amt.</u>	<u>No.</u>	<u>Total Amt.</u>
ARCHITECTURE									
Proposals		0	-	0	-	4	13,700	2	29,754
Awards	Research	0	-	0	-	1	64,510	1	1,020
	Other	0	-	0	-	3	12,200	0	-
	Instruction	0	-	0	-	1	1,800	0	-
	Clinical	0	-	0	-	0	-	0	-
	Totals	0	-	0	-	5	78,510	1	1,020
BUSINESS									
Proposals		0	-	1	196,347	0	-	2	221,347
Awards	Research	1	175,000	0	-	5	843,286	3	432,291
	Other	0	-	0	-	0	-	0	-
	Instruction	0	-	0	-	1	(4,880)	8	100,000
	Clinical	0	-	0	-	0	-	0	-
	Totals	1	175,000	0	-	6	838,406	11	532,291
EDUCATION									
Proposals		0	-	2	95,520	17	6,998,538	19	6,910,247
Awards	Research	1	273,998	3	178,611	3	528,785	5	313,416
	Other	1	15,000	0	-	6	232,710	4	398,250
	Instruction	0	-	2	358,030	6	510,231	7	869,830
	Clinical	0	-	0	-	0	-	0	-
	Totals	2	288,998	5	536,641	15	1,271,726	16	1,581,496
ENGINEERING									
Proposals		32	12,043,238	27	32,884,384	164	96,902,579	156	68,123,676
Awards	Research	36	2,262,414	29	4,328,517	205	24,821,397	196	21,617,409
	Other	3	42,495	2	56,282	18	219,078	15	325,716
	Instruction	2	227,678	0	-	8	310,552	7	114,250
	Clinical	0	-	0	-	0	-	0	-
	Totals	41	2,532,587	31	4,384,799	231	25,351,027	218	22,057,375
FINE ARTS									
Proposals		0	-	0	-	1	3,000	0	-
Awards	Research	0	-	0	-	0	-	0	-
	Other	0	-	0	-	0	-	1	8,000
	Instruction	0	-	0	-	0	-	0	-
	Clinical	0	-	0	-	0	-	0	-
	Totals	0	-	0	-	0	-	1	8,000

		January 2001		January 2000		FISCAL YEAR TO DATE (7/00-01/01)		FISCAL YEAR TO DATE (7/99-1/00)	
		<u>No.</u>	<u>Total Amt.</u>	<u>No.</u>	<u>Total Amt.</u>	<u>No.</u>	<u>Total Amt.</u>	<u>No.</u>	<u>Total Amt.</u>
GRADUATE SCHOOL									
Proposals		0	-	0	-	0	-	0	-
Awards	Research	0	-	0	-	0	-	0	-
	Other	0	-	0	-	0	-	0	-
	Instruction	0	-	0	-	2	6,000	0	-
	Clinical	0	-	0	-	0	-	0	-
	Totals	0	-	0	-	2	6,000	0	-
HEALTH									
Proposals		2	12,283	0	-	16	3,752,935	13	1,277,949
Awards	Research	0	-	1	1,904	5	805,419	5	402,293
	Other	1	89,664	1	11,850	15	334,206	9	861,161
	Instruction	0	-	0	-	1	54,255	2	152,976
	Clinical	0	-	1	3,300	0	-	2	13,111
	Totals	1	89,664	3	17,054	21	1,193,880	18	1,429,541
HUMANITIES									
Proposals		0	-	0	-	7	313,885	6	1,508,785
Awards	Research	0	-	1	50,000	2	170,011	2	53,000
	Other	0	-	1	1,800	2	6,000	1	1,800
	Instruction	0	-	0	-	1	10,800	2	192,960
	Clinical	0	-	0	-	0	-	0	-
	Totals	0	-	2	51,800	5	186,811	5	247,760
LAW									
Proposals		0	-	0	-	0	-	0	-
Awards	Research	0	-	0	-	0	-	0	-
	Other	0	-	0	-	1	21,062	1	22,000
	Instruction	0	-	0	-	0	-	0	-
	Clinical	0	-	0	-	0	-	0	-
	Totals	0	-	0	-	1	21,062	1	22,000
MEDICINE									
Proposals		63	33,969,330	53	37,535,627	346	180,241,590	340	160,352,777
Awards	Research	42	4,125,201	28	2,670,095	363	50,900,699	310	38,426,741
	Other	5	60,400	4	363,629	66	3,080,022	64	5,944,830
	Instruction	0	0	0	0	36	2,674,014	43	3,138,579
	Clinical	12	997,035	15	775,640	94	5,910,117	85	6,280,622
	Totals	59	5,182,636	47	3,809,364	559	62,564,852	502	53,790,772
MINES & EARTH SCIENCES									
Proposals		12	2,493,442	7	1,151,732	51	8,404,986	56	14,327,057
Awards	Research	6	425,201	9	319,886	42	2,049,394	51	3,385,150
	Other	2	401,508	4	178,180	15	959,463	15	569,627
	Instruction	0	-	0	-	2	133,991	4	104,682
	Clinical	0	-	0	-	0	-	0	-
	Totals	8	826,709	13	498,066	59	3,142,848	70	4,059,459

		January 2001		January 2000		FISCAL YEAR TO DATE (7/00-01/01)		FISCAL YEAR TO DATE (7/99-1/00)	
		<u>No.</u>	<u>Total Amt.</u>	<u>No.</u>	<u>Total Amt.</u>	<u>No.</u>	<u>Total Amt.</u>	<u>No.</u>	<u>Total Amt.</u>
NURSING									
Proposals		2	2,077,147	3	2,466,636	6	2,845,283	14	6,372,569
Awards	Research	1	57,925	0	-	8	1,249,418	4	331,443
	Other	0	-	1	99,750	0	-	5	621,755
	Instruction	0	-	0	-	2	157,177	3	132,991
	Clinical	0	-	0	-	0	-	0	-
	Totals	1	57,925	1	99,750	10	1,406,595	12	1,086,189

PHARMACY									
Proposals		8	4,033,800	6	1,043,746	38	19,154,165	29	31,952,882
Awards	Research	8	1,054,161	7	770,304	39	3,611,217	44	9,339,631
	Other	1	176,419	2	53,818	16	1,765,799	14	1,007,317
	Instruction	0	-	0	-	0	-	1	5,000
	Clinical	3	134,426	0	-	8	550,157	3	141,279
	Totals	12	1,365,006	9	824,122	63	5,927,173	62	10,493,227

SCIENCE									
Proposals		24	17,636,571	24	16,339,881	112	101,314,821	105	41,494,507
Awards	Research	29	3,608,476	20	1,738,655	141	14,414,781	124	12,381,160
	Other	0	-	0	-	4	48,110	2	526,875
	Instruction	0	-	0	-	8	295,691	7	202,404
	Clinical	0	-	0	-	0	-	0	-
	Totals	29	3,608,476	20	1,738,655	153	14,758,582	133	13,110,439

SOCIAL & BEHAVIORAL SCIENCES									
Proposals		9	5,012,073	7	2,109,905	33	11,477,985	28	8,310,119
Awards	Research	2	304,219	4	132,203	15	947,555	16	1,339,721
	Other	3	44,682	1	25,256	14	88,689	13	330,782
	Instruction	1	(3,200)	0	-	3	51,827	4	108,910
	Clinical	0	-	0	-	0	-	0	-
	Totals	6	345,701	5	157,459	32	1,088,071	33	1,779,413

SOCIAL WORK									
Proposals		1	249,081	1	2,376,205	8	1,870,398	6	6,051,316
Awards	Research	0	-	0	-	4	300,795	11	733,913
	Other	0	-	0	-	12	704,460	2	63,600
	Instruction	0	-	0	-	3	1,800,931	12	2,294,763
	Clinical	0	-	0	-	0	-	0	-
	Totals	0	-	0	-	19	2,806,186	25	3,092,276

VP FOR ACADEMIC AFFAIRS*									
Proposals		4	424,880	1	60,000	18	2,078,328	18	1,768,013
Awards	Research	0	-	1	60,000	1	79,214	2	60,600
	Other	1	10,000	0	-	11	455,031	12	875,914
	Instruction	0	-	0	-	2	30,000	0	-
	Clinical	0	-	0	-	0	-	0	-
	Totals	1	10,000	1	60,000	14	564,245	14	936,514

	January 2001		January 2000		FISCAL YEAR TO DATE (7/00-01/01)		FISCAL YEAR TO DATE (7/99-1/00)	
	<u>No.</u>	<u>Total Amt.</u>	<u>No.</u>	<u>Total Amt.</u>	<u>No.</u>	<u>Total Amt.</u>	<u>No.</u>	<u>Total Amt.</u>
VP FOR ADMINISTRATIVE SERVICES*								
Proposals	0	-	0	-	1	5,699	1	5,115
Awards								
Research	0	-	0	-	0	-	0	-
Other	0	-	0	-	1	5,700	0	-
Instruction	0	-	0	-	0	-	0	-
Clinical	0	-	0	-	0	-	0	-
Totals	0	-	0	-	1	5,700	0	-
VP FOR HEALTH SCIENCES*								
Proposals	6	10,217,620	11	5,262,745	34	34,341,453	26	38,839,591
Awards								
Research	4	326,312	3	511,201	166	21,104,398	189	27,155,576
Other	0	-	1	200,000	2	435,678	4	313,500
Instruction	0	-	0	-	1	25,000	1	36,000
Clinical	2	30,000	0	-	10	591,927	5	434,975
Totals	6	356,312	4	711,201	179	22,157,003	199	27,940,051
VP FOR RESEARCH*								
Proposals	2	892,500	0	-	5	1,564,583	4	80,916
Awards								
Research	0	-	0	-	3	197,000	1	264,875
Other	1	200,000	0	-	22	569,902	19	344,250
Instruction	0	-	0	-	0	-	0	-
Clinical	0	-	1	3,000	3	7,500	2	5,825
Totals	1	200,000	1	3,000	28	774,402	22	614,950
VP FOR STUDENT AFFAIRS & SERVICES*								
Proposals	0	-	2	14,000	4	1,194,637	5	44,500
Awards								
Research	0	-	0	-	0	-	2	25,500
Other	2	25,500	2	14,000	3	40,394	4	19,000
Instruction	0	-	1	12,000	2	243,570	2	240,990
Clinical	0	-	0	-	0	-	0	-
Totals	2	25,500	3	26,000	5	283,964	8	285,490
VP FOR UNIVERSITY RELATIONS*								
Proposals	0	-	1	112,500	8	4,204,249	6	1,714,545
Awards								
Research	0	-	0	-	1	112,500	0	-
Other	0	-	0	-	5	665,585	6	1,387,323
Instruction	0	-	0	-	0	-	0	-
Clinical	0	-	0	-	0	-	0	-
Totals	0	-	0	-	6	778,085	6	1,387,323
Totals, Proposals	165	89,061,965	146	101,649,228	873	476,682,814	836	389,385,665
Totals, AWARDS	170	\$15,064,514	145	\$12,917,911	1,414	\$145,205,128	1,357	\$144,455,586

* Amounts for Vice-Presidents' Offices may reflect activity by Institutes, Centers & other discrete organizational entities that report directly to their cognizant Vice Presidents, rather than to a College or Graduate School.