

DATE: January 21, 2004

TO: A. Lorris Betz SUBJECT: 5-Part Monthly Activity Report  
 FROM: Raymond F. Gesteland

**Part I of V--RESEARCH ACTIVITY SUMMARY**

	December 2003		December 2002		FISCAL YEAR TO DATE (7/03-12/03)		FISCAL YEAR TO DATE (7/02-12/02)	
	No.	Total Amt.	No.	Total Amt.	No.	Total Amt.	No.	Total Amt.
<b>PROPOSALS*</b>	128	\$ 42,175,115	85	\$ 29,336,289	885	\$ 455,801,669	763	\$ 392,054,425
<b>AWARDS</b>								
Research	119	\$16,992,619	121	\$16,739,213	811	\$123,539,598	847	\$123,518,654
Other	28	1,593,380	30	1,188,076	213	11,156,746	230	18,330,042
Instruction	7	1,697,921	8	735,154	90	11,478,902	66	5,512,929
Clinical	15	790,451	11	974,776	127	8,492,585	65	6,095,387
<b>SUBTOTALS</b>	<b>169</b>	<b>21,074,371</b>	<b>170</b>	<b>19,637,219</b>	<b>1,241</b>	<b>154,667,831</b>	<b>1,208</b>	<b>153,457,012</b>
<b>Fellowships &amp; Financial Aids</b>		53,925		125,016		2,040,060		2,031,017
<b>ALL AWARD TOTALS</b>		<b>\$ 21,128,296</b>		<b>\$ 19,762,235</b>		<b>\$ 156,707,891</b>		<b>\$ 155,488,029</b>

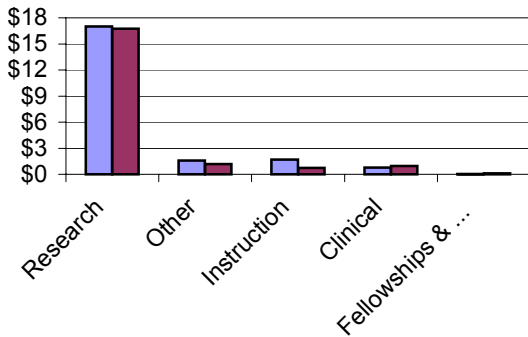
- cc: Coralie Alder  
 James R. Bardsley  
 A. Lorris Betz  
 Jeffrey R. Botkin  
 Paul Brinkman  
 Jayne Carney  
 Arnold B. Combe  
 Fred C. Esplin  
 Cecelia H. Foxley  
 John G. Francis  
 Raymond F. Gesteland  
 Peter L. Goss  
 Jerry Kaplan  
 Elliott C. Kulakowski  
 Gary D. Levy  
 Nancy Lyon  
 J. Michael Mattsson  
 Barbara K. Nielsen  
 David W. Pershing  
 Ronald J. Pugmire  
 Lee Siegel  
 Laura Snow  
 Kimberly Wirthlin

**Raymond F. Gesteland**  
 Vice-President for Research

## Part I of V Summary of University Research Activity December 2003

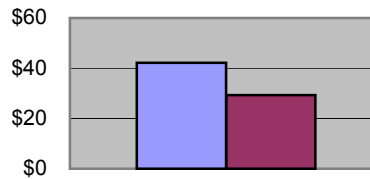
### December 2003 vs. December 2002

**Awards, In Millions**



■ Awards This Month  
■ Awards, Same Month Last Year

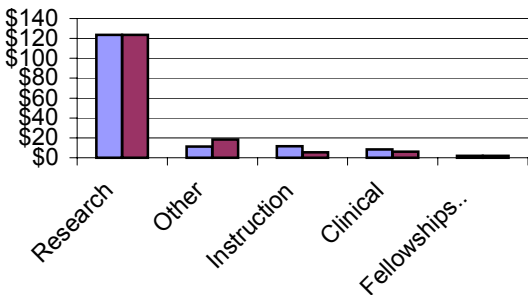
**Proposals, In Millions**



■ All Proposals, This Month  
■ All Proposals, Same Month Last Year

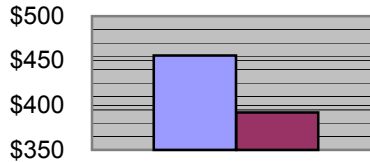
### FYTD December 2003 vs. FYTD December 2002

**Awards, In Millions**



■ Awards, This Fiscal Year To Date  
■ Awards, Same Month Last Fiscal Year To Date

**Proposals, In Millions**



■ All Proposals, This Fiscal Year To Date  
■ All Proposals, Last Fiscal Year To Date

**VICE-PRESIDENT FOR RESEARCH**  
*December 2003*

**Part II of V--PROPOSALS AND AWARDS OVER \$2 MILLION**

DATE: January 21, 2004

**PROPOSALS**

	<i>Department</i>	<i>Sponsor Name</i>	<i>Proposal Title</i>	<i>Start Date</i>	<i>End Date</i>	<i>Total Amount</i>
<b>Medicine</b>						
Capecchi,Mario R	Human Genetics	PHS/Public Health Service/Natl Cancer Institute	Small Animal Imaging Facility.	7/1/04	6/30/09	\$3,979,823
Bale,James F Jr	Pediatrics	PHS/Prime Flow Thru/Utah State Univ	Natural History Of CMV-Related Hearing Loss & The Feasibility Of CMV Screening As Adjunct To Hearing Screening In The Newborn.	10/1/04	9/30/11	\$7,101,758
<b>Pharmacy</b>						
Crouch,Dennis J	Pharmacology & Toxicology	Sports Med Res & Test Lab	Sports Medicine Research & Testing Laboratory At The University Of Utah.	12/15/03	3/15/04	\$6,058,586

**AWARDS**

	<i>Department</i>	<i>Sponsor Name</i>	<i>Proposal Title</i>	<i>Start Date</i>	<i>End Date</i>	<i>Total Amount</i>

There were no awards over \$2 million in December, 2003.

**VICE-PRESIDENT FOR RESEARCH**  
**December 2003**  
**Part III of V--AWARDS BY SPONSOR**

DATE: January 21, 2004

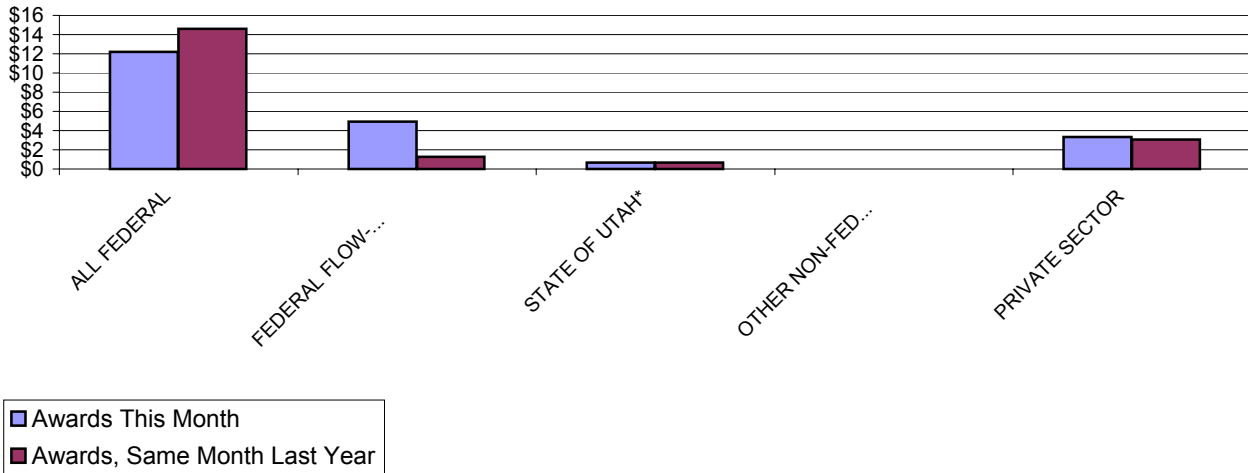
	December 2003		December 2002		FISCAL YEAR TO DATE (7/03-12/03)		FISCAL YEAR TO DATE (7/02-12/02)	
	<u>No.</u>	<u>Total Amt.</u>	<u>No.</u>	<u>Total Amt.</u>	<u>No.</u>	<u>Total Amt.</u>	<u>No.</u>	<u>Total Amt.</u>
<b>ALL FEDERAL</b>	<b>61</b>	<b>\$ 12,172,466</b>	<b>91</b>	<b>\$ 14,630,774</b>	<b>531</b>	<b>\$ 105,217,602</b>	<b>538</b>	<b>\$ 101,347,179</b>
<i>Misc. Federal Agencies</i>	0	-	0	-	10	2,053,033	4	676,492
Nat'l Aeronaut/Space Adm	0	-	3	41,717	8	343,147	7	291,892
Nat'l Endowmt/Humanities	0	-	0	-	1	24,504	1	107,331
Nat'l Science Foundation	13	1,570,468	8	793,155	88	16,371,422	81	12,446,189
US Dept of Agriculture	0	-	0	-	1	74,960	1	134,510
US Dept of Commerce	0	-	0	-	6	377,663	6	237,271
US Dept of Defense	3	556,010	1	131,819	20	1,965,367	21	1,705,745
US Dept of Education	2	377,651	0	-	14	2,467,312	11	2,127,121
US Dept of Energy	3	311,134	6	408,240	31	3,163,592	49	5,383,039
US Dept of the Interior	4	363,845	3	120,885	23	758,445	20	764,589
US Dept of Transportation	0	-	0	-	1	61,826	0	-
US Environmental Prot Agcy	0	-	0	-	11	2,235,400	2	100,000
US Health & Human Servs	36	8,993,358	70	13,134,958	317	75,320,931	335	77,373,000
US Veterans Admin	0	-	0	-	0	-	0	-
<b>FEDERAL FLOW-DOWN</b>	<b>38</b>	<b>4,941,431</b>	<b>22</b>	<b>1,268,929</b>	<b>237</b>	<b>15,557,164</b>	<b>204</b>	<b>10,426,566</b>
<b>STATE OF UTAH*</b>	<b>13</b>	<b>643,710</b>	<b>9</b>	<b>676,698</b>	<b>97</b>	<b>4,883,382</b>	<b>80</b>	<b>5,895,678</b>
<b>OTHER NON-FED GOVT.</b>	<b>0</b>	<b>-</b>	<b>0</b>	<b>-</b>	<b>9</b>	<b>240,562</b>	<b>6</b>	<b>141,782</b>
<b>PRIVATE SECTOR</b>	<b>57</b>	<b>3,316,764</b>	<b>48</b>	<b>3,060,818</b>	<b>367</b>	<b>28,769,121</b>	<b>380</b>	<b>35,645,807</b>
Commercial Sponsors	35	2,692,082	35	2,276,302	236	13,259,711	214	14,042,545
Not-For-Profit Sponsors	22	624,682	13	784,516	131	15,509,410	166	21,603,262
<b>GRAND TOTALS</b>	<b>169</b>	<b>\$ 21,074,371</b>	<b>170</b>	<b>\$ 19,637,219</b>	<b>1241</b>	<b>\$ 154,667,831</b>	<b>1208</b>	<b>\$ 153,457,012</b>

\* State of Utah direct and prime flow-down sponsorship

## Part III of V Summary of Awards by Sponsor December 2003

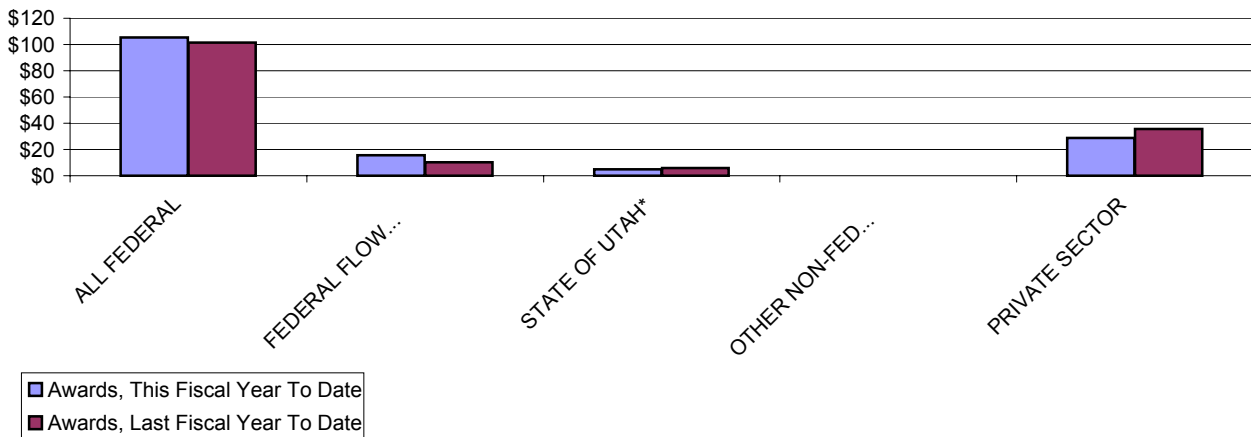
**December 2003 vs. December 2002**

**Awards, In Millions**



**FYTD December 2003 vs. FYTD December 2002**

**Awards, In Millions**



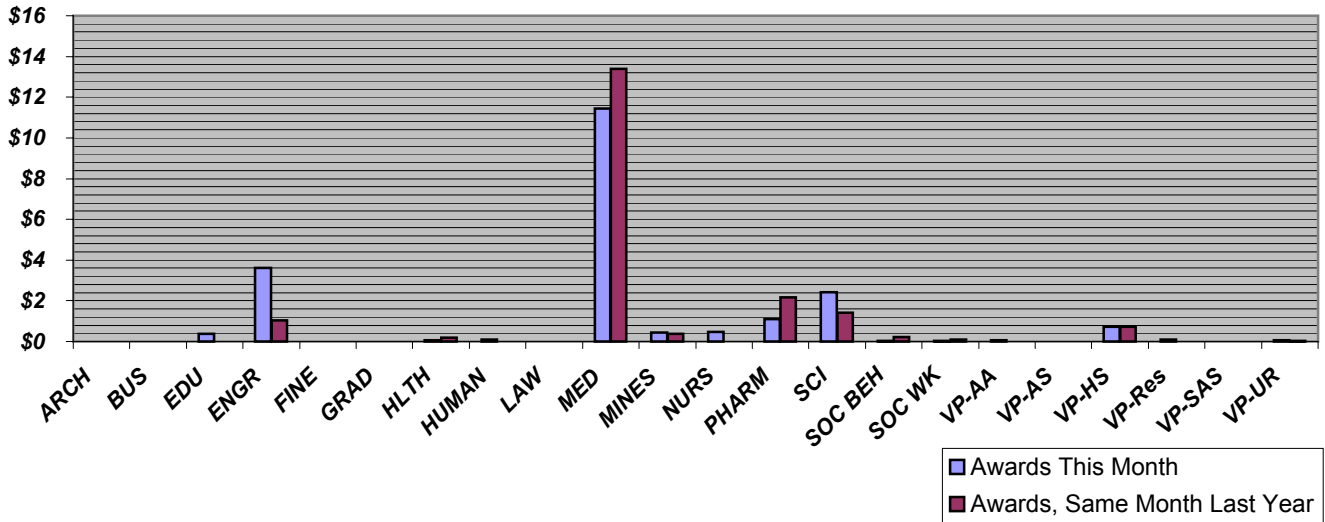
**VICE-PRESIDENT FOR RESEARCH**  
*December 2003*  
**Part IV of V--AWARDS BY COLLEGE**

DATE: January 21, 2004

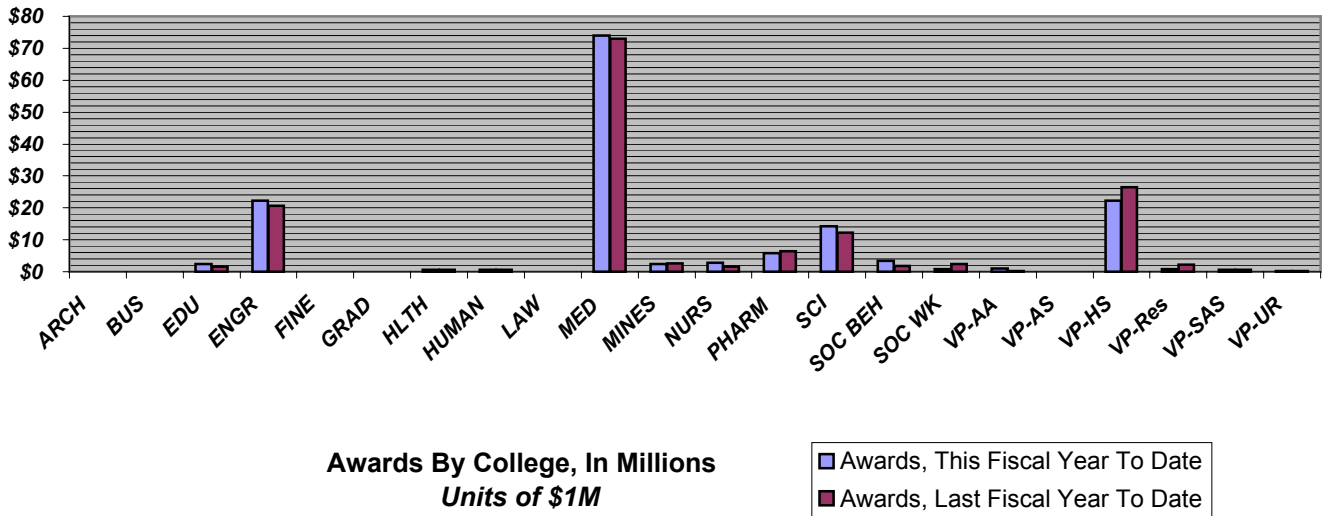
	December 2003		December 2002		FISCAL YEAR TO DATE (7/03-12/03)		FISCAL YEAR TO DATE (7/02-12/02)	
	<u>No.</u>	<u>Total Amt.</u>	<u>No.</u>	<u>Total Amt.</u>	<u>No.</u>	<u>Total Amt.</u>	<u>No.</u>	<u>Total Amt.</u>
ARCHITECTURE	0	-	0	-	3	8,481	3	54,008
BUSINESS	1	4,000	0	-	5	85,119	3	25,827
EDUCATION	2	377,651	0	-	17	2,384,288	9	1,619,488
ENGINEERING	24	3,625,407	20	1,040,935	185	22,296,731	204	20,735,682
FINE ARTS	0	-	1	1,500	0	-	4	56,000
GRADUATE SCHOOL	0	-	0	-	0	-	1	37,270
HEALTH	6	61,007	5	203,835	16	592,764	18	667,256
HUMANITIES	4	92,268	0	-	10	527,422	7	505,631
LAW	0	-	0	-	1	1,000	0	-
MEDICINE	88	11,453,233	88	13,398,098	565	74,004,262	511	72,967,791
MINES & EARTH SCIENCES	5	448,852	13	378,639	61	2,395,316	68	2,654,257
NURSING	3	474,243	0	-	17	2,786,513	10	1,527,456
PHARMACY	5	1,108,079	13	2,171,455	61	5,909,226	49	6,432,831
SCIENCE	16	2,427,256	16	1,424,458	105	14,274,948	122	12,211,764
SOCIAL & BEHAVIORAL SCIENCES	2	34,950	4	234,240	34	3,477,166	32	1,770,925
SOCIAL WORK	1	25,000	2	92,056	26	895,960	23	2,338,653
VP/ACADEMIC AFFAIRS	1	50,000	0	-	12	1,102,074	6	179,443
VP/ADMINISTRATIVE SERVICES	0	-	0	-	1	6,597	0	-
VP/HEALTH SCIENCES	5	711,425	5	715,369	92	22,252,545	112	26,559,432
VP/RESEARCH	3	110,000	2	(52,866)	14	863,205	14	2,278,414
VP/STUDENT AFFAIRS & SERVICES	0	-	0	-	9	624,295	7	600,116
VP/UNIVERSITY RELATIONS	3	71,000	1	29,500	7	179,919	5	234,768
<b>GRAND TOTALS</b>	<b>169</b>	<b>\$21,074,371</b>	<b>170</b>	<b>\$19,637,219</b>	<b>1,241</b>	<b>\$154,667,831</b>	<b>1,208</b>	<b>\$153,457,012</b>

**Part IV of V**  
**Summary of Awards by College**  
**December 2003**

**December 2003 vs. December 2002**



**FYTD December 2003 vs. FYTD December 2002**



**Awards By College, In Millions**  
**Units of \$1M**

**VICE-PRESIDENT FOR RESEARCH**  
**December 2003**  
**Part V of V--GENERAL COLLEGE ACTIVITY**

DATE: January 21, 2004

		December 2003		December 2002		FISCAL YEAR TO DATE (7/03-12/03)		FISCAL YEAR TO DATE (7/02-12/02)	
		<u>No.</u>	<u>Total Amt.</u>	<u>No.</u>	<u>Total Amt.</u>	<u>No.</u>	<u>Total Amt.</u>	<u>No.</u>	<u>Total Amt.</u>
<b>ARCHITECTURE</b>									
<b>Proposals</b>		0	-	0	-	2	10,465	1	2,500
<b>Awards</b>	Research	0	-	0	-	1	4,591	2	52,638
	Other	0	-	0	-	2	3,890	1	1,370
	Instruction	0	-	0	-	0	-	0	-
	Clinical	0	-	0	-	0	-	0	-
	<b>Totals</b>	0	-	0	-	3	8,481	3	54,008
<b>BUSINESS</b>									
<b>Proposals</b>		2	29,424	1	485,577	5	268,094	12	4,787,092
<b>Awards</b>	Research	0	-	0	-	4	81,119	1	2,000
	Other	1	4,000	0	-	1	4,000	2	23,827
	Instruction	0	-	0	-	0	-	0	-
	Clinical	0	-	0	-	0	-	0	-
	<b>Totals</b>	1	4,000	0	-	5	85,119	3	25,827
<b>EDUCATION</b>									
<b>Proposals</b>		3	549,087	1	355,272	9	2,257,797	8	2,902,995
<b>Awards</b>	Research	0	-	0	-	6	307,167	3	261,731
	Other	2	377,651	0	-	3	497,336	3	740,559
	Instruction	0	-	0	-	8	1,579,785	3	617,198
	Clinical	0	-	0	-	0	-	0	-
	<b>Totals</b>	2	377,651	0	-	17	2,384,288	9	1,619,488
<b>ENGINEERING</b>									
<b>Proposals</b>		26	5,630,125	21	10,620,582	129	47,126,972	151	83,094,088
<b>Awards</b>	Research	23	3,625,415	19	1,023,035	155	21,561,658	183	20,205,065
	Other	0	-	1	17,900	16	465,483	14	263,117
	Instruction	1	(8)	0	-	14	269,590	7	267,500
	Clinical	0	-	0	-	0	-	0	-
	<b>Totals</b>	24	3,625,407	20	1,040,935	185	22,296,731	204	20,735,682
<b>FINE ARTS</b>									
<b>Proposals</b>		0	-	0	-	1	1,500	2	22,460
<b>Awards</b>	Research	0	-	0	-	0	-	0	-
	Other	0	-	0	-	0	-	2	32,500
	Instruction	0	-	1	1,500	0	-	2	23,500
	Clinical	0	-	0	-	0	-	0	-
	<b>Totals</b>	0	-	1	1,500	0	-	4	56,000



		December 2003		December 2002		FISCAL YEAR TO DATE (7/03-12/03)		FISCAL YEAR TO DATE (7/02-12/02)	
	<u>No.</u>	<u>Total Amt.</u>	<u>No.</u>	<u>Total Amt.</u>	<u>No.</u>	<u>Total Amt.</u>	<u>No.</u>	<u>Total Amt.</u>	
<b>GRADUATE SCHOOL</b>									
<i>Proposals</i>	0	-	0	-	0	-	1	37,270	

<i>Awards</i>	Research	0	-	0	-	0	-	1	37,270
	Other	0	-	0	-	0	-	0	-
	Instruction	0	-	0	-	0	-	0	-
	Clinical	0	-	0	-	0	-	0	-
	<i>Totals</i>	0	-	0	-	0	-	1	37,270

## HEALTH

<i>Proposals</i>	1	43,291	1	117,964	13	4,719,151	10	3,925,180
------------------	---	--------	---	---------	----	-----------	----	-----------

<i>Awards</i>	Research	3	24,000	2	77,790	6	141,971	7	152,108
	Other	3	37,007	3	126,045	9	392,960	9	433,701
	Instruction	0	-	0	-	1	57,833	2	81,447
	Clinical	0	-	0	-	0	-	0	-
	<i>Totals</i>	6	61,007	5	203,835	16	592,764	18	667,256

## HUMANITIES

<i>Proposals</i>	3	1,196,708	0	-	14	9,411,462	9	1,813,673
------------------	---	-----------	---	---	----	-----------	---	-----------

<i>Awards</i>	Research	1	74,215	0	-	1	74,215	3	245,350
	Other	3	18,053	0	-	6	19,703	3	117,281
	Instruction	0	-	0	-	3	433,504	1	143,000
	Clinical	0	-	0	-	0	-	0	-
	<i>Totals</i>	4	92,268	0	-	10	527,422	7	505,631

## LAW

<i>Proposals</i>	0	-	0	-	1	1,000	0	-
------------------	---	---	---	---	---	-------	---	---

<i>Awards</i>	Research	0	-	0	-	0	-	0	-
	Other	0	-	0	-	1	1,000	0	-
	Instruction	0	-	0	-	0	-	0	-
	Clinical	0	-	0	-	0	-	0	-
	<i>Totals</i>	0	-	0	-	1	1,000	0	-

## MEDICINE

<i>Proposals</i>	41	16,643,811	24	4,758,162	362	208,387,063	260	138,604,581
------------------	----	------------	----	-----------	-----	-------------	-----	-------------

<i>Awards</i>	Research	61	9,364,500	60	11,087,967	329	56,734,297	329	57,174,650
	Other	8	142,350	10	601,701	81	3,052,973	86	7,020,401
	Instruction	4	1,155,932	7	733,654	44	6,616,558	39	3,609,265
	Clinical	15	790,451	11	974,776	111	7,600,434	57	5,163,475
	<i>Totals</i>	88	11,453,233	88	13,398,098	565	74,004,262	511	72,967,791

## MINES & EARTH SCIENCES

<i>Proposals</i>	13	3,284,083	17	4,195,454	53	13,627,293	66	14,858,326
------------------	----	-----------	----	-----------	----	------------	----	------------

<i>Awards</i>	Research	5	448,852	9	248,625	48	2,243,424	47	1,840,871
	Other	0	-	4	130,014	13	151,892	21	813,386
	Instruction	0	-	0	-	0	-	0	-
	Clinical	0	-	0	-	0	-	0	-
	<i>Totals</i>	5	448,852	13	378,639	61	2,395,316	68	2,654,257

		December 2003		December 2002		FISCAL YEAR TO DATE (7/03-12/03)		FISCAL YEAR TO DATE (7/02-12/02)	
	<u>No.</u>	<u>Total Amt.</u>	<u>No.</u>	<u>Total Amt.</u>	<u>No.</u>	<u>Total Amt.</u>	<u>No.</u>	<u>Total Amt.</u>	
<b>NURSING</b>									
<i>Proposals</i>	2	526,814	2	1,947,434	14	10,744,699	13	6,616,239	

<i>Awards</i>	Research	1	17,740	0	-	9	1,398,838	9	1,094,096
	Other	2	456,503	0	-	4	527,663	1	433,360
	Instruction	0	-	0	-	4	860,012	0	-
	Clinical	0	-	0	-	0	-	0	-
	<i>Totals</i>	3	474,243	0	-	17	2,786,513	10	1,527,456

## PHARMACY

<i>Proposals</i>	2	7,151,012	4	1,376,808	67	32,562,316	38	17,635,834
------------------	---	-----------	---	-----------	----	------------	----	------------

<i>Awards</i>	Research	3	817,974	10	1,977,144	31	4,456,678	32	5,500,034
	Other	2	290,105	3	194,311	25	1,181,205	13	810,524
	Instruction	0	-	0	-	3	129,422	3	59,873
	Clinical	0	-	0	-	2	141,921	1	62,400
	<i>Totals</i>	5	1,108,079	13	2,171,455	61	5,909,226	49	6,432,831

## SCIENCE

<i>Proposals</i>	19	6,357,746	12	2,853,902	107	64,205,078	104	62,923,807
------------------	----	-----------	----	-----------	-----	------------	-----	------------

<i>Awards</i>	Research	14	1,885,259	15	1,385,293	94	13,117,239	115	11,979,885
	Other	0	-	1	39,165	1	60,000	3	76,165
	Instruction	2	541,997	0	-	6	1,044,709	4	155,714
	Clinical	0	-	0	-	4	53,000	0	-
	<i>Totals</i>	16	2,427,256	16	1,424,458	105	14,274,948	122	12,211,764

## SOCIAL & BEHAVIORAL SCIENCES

<i>Proposals</i>	2	220,000	1	99,390	31	7,931,952	21	9,715,155
------------------	---	---------	---	--------	----	-----------	----	-----------

<i>Awards</i>	Research	1	14,950	3	232,240	28	3,171,408	23	1,691,158
	Other	1	20,000	1	2,000	6	305,758	8	25,700
	Instruction	0	-	0	-	0	-	1	54,067
	Clinical	0	-	0	-	0	-	0	-
	<i>Totals</i>	2	34,950	4	234,240	34	3,477,166	32	1,770,925

## SOCIAL WORK

<i>Proposals</i>	1	207,463	0	-	11	4,240,511	12	1,576,710
------------------	---	---------	---	---	----	-----------	----	-----------

<i>Awards</i>	Research	0	-	0	-	13	581,962	5	423,397
	Other	1	25,000	2	92,056	13	313,998	18	1,915,256
	Instruction	0	-	0	-	0	-	0	-
	Clinical	0	-	0	-	0	-	0	-
	<i>Totals</i>	1	25,000	2	92,056	26	895,960	23	2,338,653

## VP FOR ACADEMIC AFFAIRS\*

<i>Proposals</i>	0	-	0	-	7	3,564,493	10	1,125,946
------------------	---	---	---	---	---	-----------	----	-----------

<i>Awards</i>	Research	1	50,000	0	-	5	61,000	1	8,367
	Other	0	-	0	-	6	892,015	5	171,076
	Instruction	0	-	0	-	1	149,059	0	-
	Clinical	0	-	0	-	0	-	0	-
	<i>Totals</i>	1	50,000	0	-	12	1,102,074	6	179,443

		December 2003		December 2002		FISCAL YEAR TO DATE (7/03-12/03)		FISCAL YEAR TO DATE (7/02-12/02)	
		<u>No.</u>	<u>Total Amt.</u>	<u>No.</u>	<u>Total Amt.</u>	<u>No.</u>	<u>Total Amt.</u>	<u>No.</u>	<u>Total Amt.</u>
<b>VP FOR ADMINISTRATIVE SERVICES*</b>									
<b>Proposals</b>		0	-	0	-	1	7,330	0	-
<b>Awards</b>	Research	0	-	0	-	0	-	0	-
	Other	0	-	0	-	1	6,597	0	-
	Instruction	0	-	0	-	0	-	0	-
	Clinical	0	-	0	-	0	-	0	-
	<b>Totals</b>	0	-	0	-	1	6,597	0	-
<b>VP FOR HEALTH SCIENCES*</b>									
<b>Proposals</b>		4	275,324	0	-	45	44,869,672	37	39,412,914
<b>Awards</b>	Research	3	559,714	3	707,119	69	18,709,932	82	21,129,933
	Other	2	151,711	2	8,250	10	2,714,608	22	4,557,987
	Instruction	0	-	0	-	3	130,775	1	2,000
	Clinical	0	-	0	-	10	697,230	7	869,512
	<b>Totals</b>	5	711,425	5	715,369	92	22,252,545	112	26,559,432
<b>VP FOR RESEARCH*</b>									
<b>Proposals</b>		1	35,227	0	-	4	873,421	4	403,431
<b>Awards</b>	Research	3	110,000	0	-	9	483,807	2	1,621,083
	Other	0	-	2	(52,866)	5	379,398	12	657,331
	Instruction	0	-	0	-	0	-	0	-
	Clinical	0	-	0	-	0	-	0	-
	<b>Totals</b>	3	110,000	2	(52,866)	14	863,205	14	2,278,414
<b>VP FOR STUDENT AFFAIRS &amp; SERVICES*</b>									
<b>Proposals</b>		0	-	1	2,525,744	1	25,500	2	2,541,225
<b>Awards</b>	Research	0	-	0	-	2	375,159	1	75,251
	Other	0	-	0	-	4	41,481	3	25,500
	Instruction	0	-	0	-	3	207,655	3	499,365
	Clinical	0	-	0	-	0	-	0	-
	<b>Totals</b>	0	-	0	-	9	624,295	7	600,116
<b>VP FOR UNIVERSITY RELATIONS*</b>									
<b>Proposals</b>		2	25,000	0	-	8	965,900	2	54,999
<b>Awards</b>	Research	0	-	0	-	1	35,133	1	23,767
	Other	3	71,000	1	29,500	6	144,786	4	211,001
	Instruction	0	-	0	-	0	-	0	-
	Clinical	0	-	0	-	0	-	0	-
	<b>Totals</b>	3	71,000	1	29,500	7	179,919	5	234,768
<b>Totals, Proposals</b>		122	\$42,175,115	85	\$29,336,289	885	\$455,801,669	763	\$392,054,425
<b>Totals, AWARDS</b>		169	\$21,074,371	170	\$19,637,219	1,241	\$154,667,831	1,208	\$153,457,012

\* Amounts for Vice-Presidents' Offices may reflect activity by Institutes, Centers & other discrete organizational entities that report directly to their cognizant Vice Presidents, rather than to a College or Graduate School.