



OFFICE OF SPONSORED PROJECTS

DATE: January 18, 2000

TO: J. Bernard Machen
FROM: Ronald J. Pugmire

SUBJECT: 5-Part Monthly Activity Report

Part I of IV--RESEARCH ACTIVITY SUMMARY

	DECEMBER 2000		DECEMBER 1999		FISCAL YEAR TO DATE (7/00-12/00)		FISCAL YEAR TO DATE (7/99-12/99)	
	No.	Total Amt.	No.	Total Amt.	No.	Total Amt.	No.	Total Amt.
PROPOSALS*	97	\$ 56,857,989	75	\$ 15,579,055	708	\$ 387,620,849	690	\$ 287,736,437
AWARDS								
Research	118	\$20,838,124	124	\$18,113,831	874	\$109,587,472	860	\$105,502,363
Other	32	1,384,437	29	1,659,736	196	8,578,421	172	12,617,135
Instruction	5	248,777	4	283,500	76	6,076,481	100	7,324,305
Clinical	16	1,260,612	15	1,500,052	98	5,898,240	80	6,093,872
SUBTOTALS	171	23,731,950	172	21,557,119	1,244	130,140,614	1,212	131,537,675
Fellowships & Financial Aids		77,467		90,787		1,235,320		609,686
ALL AWARD TOTAL		\$ 23,809,417		\$ 21,647,906		\$ 131,375,934		\$ 132,147,361

R F Gesteland
Raymond F. Gesteland
Vice-President for Research

- cc: David W. Pershing
- Arnold B. Combe
- Fred C. Esplin
- A. Lorris Betz
- Paul Brinkman
- Barbara K. Nielsen
- W. Ralph Hardy
- Lynne U. Chronister
- J. Michael Mattsson
- Raymond F. Gesteland
- Ronald J. Pugmire
- Peter L. Goss
- Jerry Kaplan
- Cecelia H. Foxley
- John G. Francis
- Michael T. Benson
- Coralie Alder
- Nancy Lyon

OFFICE OF THE VICE PRESIDENT FOR RESEARCH
201 S PRESIDENTS CIRCLE RM 210
SALT LAKE CITY, UTAH 84112-9011

(801) 581-7236
FAX (801) 585-6212

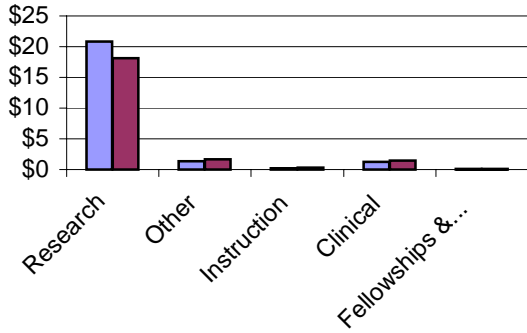
Part I of V

Summary of University Research Activity

December, 2000

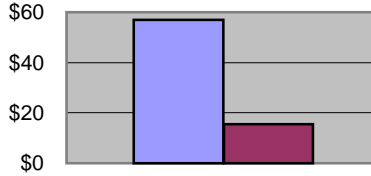
December, 2000 vs. December, 1999

Awards, In Millions



■ Awards This Month
■ Awards, Same Month Last Year

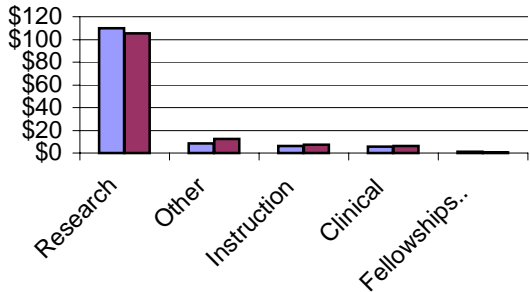
Proposals, In Millions



■ All Proposals, This Month
■ All Proposals, Same Month Last Year

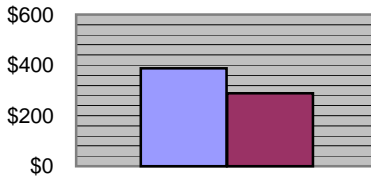
FYTD December, 2000 vs. FYTD December, 1999

Awards, In Millions



■ Awards, This Fiscal Year To Date
■ Awards, Same Month Last Fiscal Year To Date

Proposals, In Millions



■ All Proposals, This Fiscal Year To Date
■ All Proposals, Last Fiscal Year To Date

VICE-PRESIDENT FOR RESEARCH
DECEMBER 2000
Part II of V--PROPOSALS AND AWARDS OVER \$2 MILLION

DATE: January 18, 2000

PROPOSALS

	<i>Department</i>	<i>Sponsor Name</i>	<i>Proposal Title</i>	<i>Start Date</i>	<i>End Date</i>	<i>Total Amount</i>
Engineering						
Smith, Philip J	Chem & Fuels Engineering	NSF/Natl Science Fndn	Western Wildfire Information, Simulation And Forecasting Technology.	9/1/01	8/31/06	\$15,000
Gandhi, Om P	Electrical Engineering	NSF/Natl Science Fndn	Itr/Ap-Advanced Computational Technique For Biomedical Applications & Safety Assessment Of Electromagneticfields.	06/01/01	05/30/06	\$2,637,759
Johnson, Christopher	Electrical Engineering	PHS/Public Health Service	Program For Computational Function Imaging And Visualization:Tools For Image Processing And Fusion, Inter. Visualization, And Invers. Problems.	6/1/01	5/31/04	\$2,001,260
Smith, Grant D	Electrical Engineering	NSF/Natl Science Fndn	Information Technology Infrastructure For The Modeling Of Mesostructured Materials.	9/1/01	8/31/06	\$4,637,550
Johnson, Christopher	School Of Computing	NSF/Natl Science Fndn	Itr/Sy: Cardiopse:Computational Bioengineering Of The Heart.	9/1/01	8/30/06	\$8,000,852

Science

Miller, Joel S	Chemistry	DOD/Prime Flow Thru?DARPA Ohill State Univ	Injection And Scattering Of Polarized Spins At Nanoscale Polymer Interfaces.	3/1/01	2/28/06	\$2,214,948
----------------	-----------	--	--	--------	---------	-------------

AWARDS

	<i>Department</i>	<i>Sponsor Name</i>	<i>Proposal Title</i>	<i>Start Date</i>	<i>End Date</i>	<i>Total Amount</i>
Engineering						
Pershing, David W	Chem & Fuels Enginee	Lawrence Livermore Lab/Ca	Ctr For Simulation Of Accidental Fires & Explosions (C-Safe).	09/30/97	09/30/02	\$4,100,000

VICE-PRESIDENT FOR RESEARCH
DECEMBER 2000
Part III of IV--AWARDS BY SPONSOR

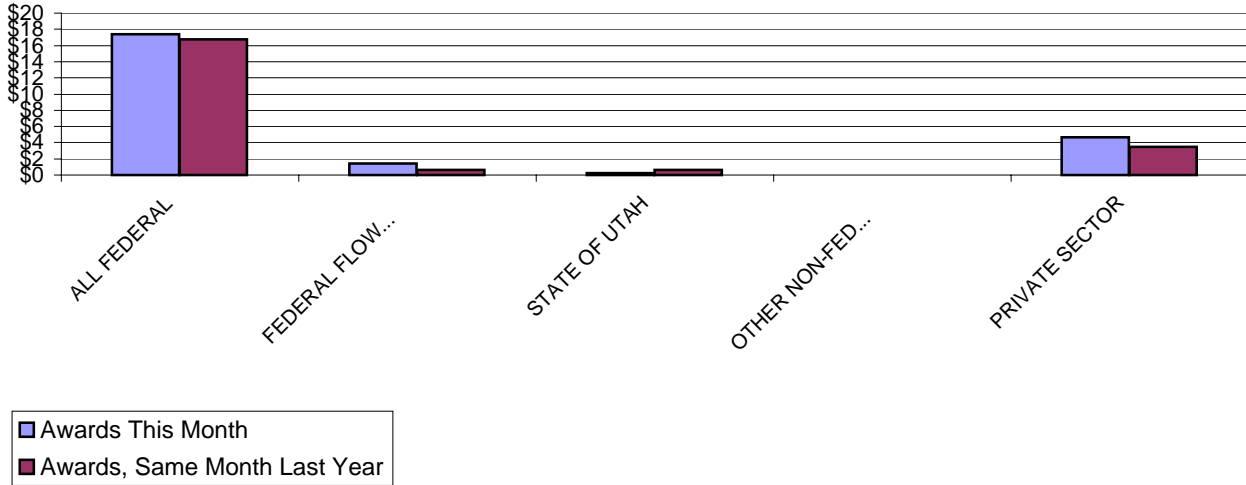
DATE: January 18, 2000

	DECEMBER 2000		DECEMBER 1999		FISCAL YEAR TO DATE (7/00-12/00)		FISCAL YEAR TO DATE (7/99-12/99)	
	<u>No.</u>	<u>Total Amt.</u>	<u>No.</u>	<u>Total Amt.</u>	<u>No.</u>	<u>Total Amt.</u>	<u>No.</u>	<u>Total Amt.</u>
ALL FEDERAL	66	\$ 17,413,620	99	\$ 16,720,567	497	\$ 81,398,708	474	\$ 73,954,802
<i>Misc. Federal Agencies</i>	0	-	0	-	8	722,826	6	955,526
Nat'l Aeronaut/Space Adm	3	242,026	3	588,459	12	626,276	10	758,574
Nat'l Endowmt/Humanitie:	0	-	0	-	0	-	1	8,000
Nat'l Science Foundation	3	263,363	6	266,064	74	9,493,638	66	7,375,773
US Dept of Agriculture	0	-	1	48,644	4	46,380	8	675,677
US Dept of Commerce	0	-	0	-	4	638,761	4	171,748
US Dept of Defense	8	3,125,560	4	887,899	37	6,952,532	26	2,765,332
US Dept of Education	0	-	1	374,000	8	1,105,979	8	1,231,580
US Dept of Energy	5	4,492,355	27	4,928,355	42	7,715,989	72	8,932,609
US Dept of the Interior	4	278,491	1	248,063	15	491,223	10	437,864
US Dept of Transportation	0	-	0	-	3	321,261	4	303,790
US Environmental Prot Agc	0	-	0	-	5	258,991	0	-
US Health & Human Servs	43	9,011,825	56	9,379,083	285	53,024,852	259	50,338,329
US Veterans Admin	0	-	0	-	0	-	0	-
FEDERAL FLOW-DOWN	22	1,431,994	10	669,995	166	9,655,399	126	7,824,690
STATE OF UTAH	13	224,178	13	655,873	72	3,270,926	88	4,507,549
OTHER NON-FED GOVT.	0	-	1	30,000	8	324,836	18	2,203,665
PRIVATE SECTOR	70	4,662,158	49	3,480,684	501	35,490,745	506	43,046,969
Commercial Sponsors	46	3,274,523	34	2,403,930	248	12,864,220	239	12,673,185
Not-For-Profit Sponsors	24	1,387,635	15	1,076,754	253	22,626,525	267	30,373,784
GRAND TOTALS	171	\$ 23,731,950	172	\$ 21,557,119	1,244	\$ 130,140,614	1,212	\$ 131,537,675

Part III of V Summary of Awards by Sponsor December, 2000

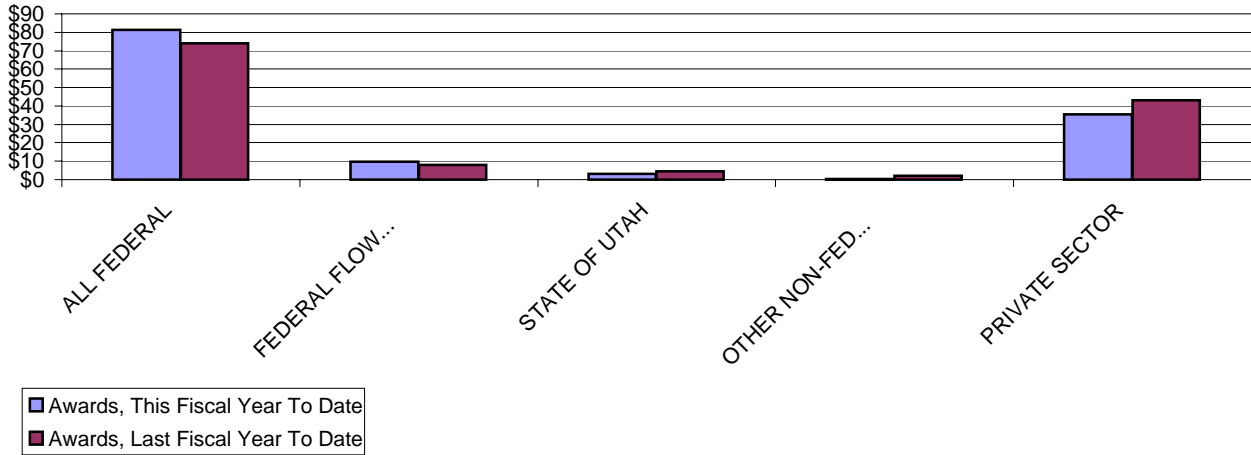
December, 2000 vs. December, 1999

Awards, In Millions



FYTD December, 2000 vs. FYTD December, 1999

Awards, In Millions



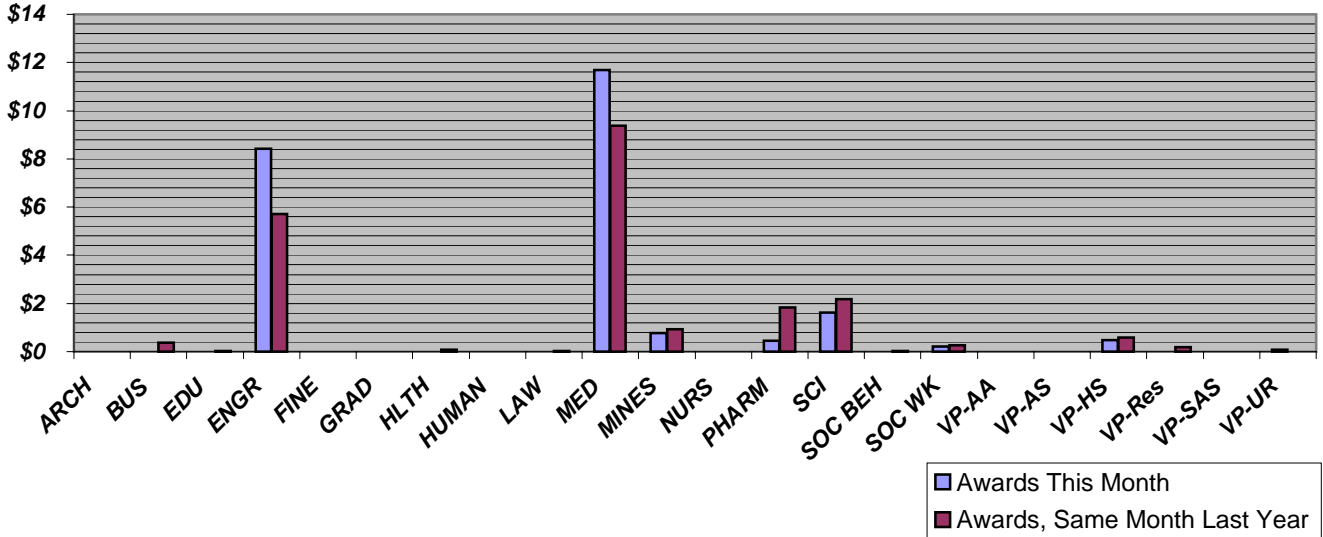
VICE-PRESIDENT FOR RESEARCH
DECEMBER 2000
Part IV of V--AWARDS BY COLLEGE

DATE: January 18, 2000

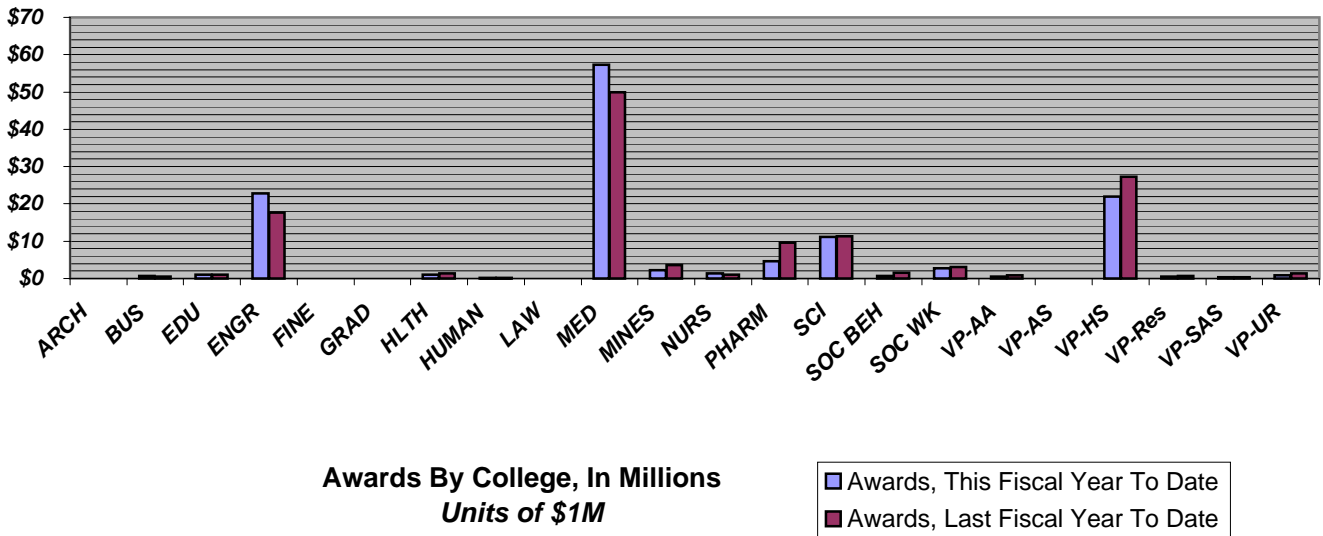
	DECEMBER 2000		DECEMBER 1999		FISCAL YEAR TO DATE (7/00-12/00)		FISCAL YEAR TO DATE (7/99-12/99)	
	<u>No.</u>	<u>Total Amt.</u>	<u>No.</u>	<u>Total Amt.</u>	<u>No.</u>	<u>Total Amt.</u>	<u>No.</u>	<u>Total Amt.</u>
ARCHITECTURE	2	9,500	1	1,020	5	78,510	1	1,020
BUSINESS	0	-	1	374,000	5	663,406	11	532,291
EDUCATION	0	-	1	24,000	13	982,728	11	1,044,855
ENGINEERING	35	8,433,184	33	5,703,979	190	22,818,440	187	17,672,576
FINE ARTS	0	-	0	-	0	-	1	8,000
GRADUATE SCHOOL	0	-	0	-	2	6,000	0	-
HEALTH	0	-	1	80,000	19	1,100,216	15	1,412,487
HUMANITIES	1	1,000	0	-	5	186,811	3	195,960
LAW	0	-	1	22,000	1	21,062	1	22,000
MEDICINE	78	11,690,013	78	9,389,288	499	57,277,611	453	49,981,408
MINES & EARTH SCIENCES	12	762,811	10	916,745	51	2,316,139	57	3,561,393
NURSING	0	-	0	-	9	1,348,670	11	986,439
PHARMACY	8	445,074	12	1,835,826	51	4,562,167	53	9,669,105
SCIENCE	20	1,624,773	16	2,169,073	124	11,150,106	113	11,371,784
SOCIAL & BEHAVIORAL SCIENCES	3	12,727	1	16,664	27	746,370	28	1,621,954
SOCIAL WORK	5	201,512	2	256,105	19	2,806,186	25	3,092,276
VP/ACADEMIC AFFAIRS	0	-	0	-	13	554,245	13	876,514
VP/ADMINISTRATIVE SERVICES	1	5,700	0	-	1	5,700	0	-
VP/HEALTH SCIENCES	4	472,361	6	582,169	174	21,905,296	197	27,228,850
VP/RESEARCH	1	(5,000)	7	181,250	27	574,402	21	611,950
VP/STUDENT AFFAIRS & SERVICES	0	-	2	5,000	3	258,464	5	259,490
VP/UNIVERSITY RELATIONS	1	78,295	0	-	6	778,085	6	1,387,323
GRAND TOTALS	171	\$23,731,950	172	\$21,557,119	1,244	\$130,140,614	1,212	\$131,537,675

Part IV of V Summary of Awards by College December, 2000

December, 2000 vs. December, 1999



FYTD December, 2000 vs. FYTD December, 1999



VICE-PRESIDENT FOR RESEARCH
December 2000
Part IV of IV--GENERAL COLLEGE ACTIVITY

DATE: January 18, 2000

		DECEMBER 2000		DECEMBER 1999		FISCAL YEAR TO DATE (7/00-12/00)		FISCAL YEAR TO DATE (7/99-12/99)	
		<u>No.</u>	<u>Total Amt.</u>	<u>No.</u>	<u>Total Amt.</u>	<u>No.</u>	<u>Total Amt.</u>	<u>No.</u>	<u>Total Amt.</u>
ARCHITECTURE									
Proposals		2	9,500	2	29,754	4	13,700	2	29,754
Awards	Research	0	-	1	1,020	1	64,510	1	1,020
	Other	2	9,500	0	-	3	12,200	0	-
	Instruction	0	-	0	-	1	1,800	0	-
	Clinical	0	-	0	-	0	-	0	-
	Totals	2	9,500	1	1,020	5	78,510	1	1,020
BUSINESS									
Proposals		0	0	0	-	0	-	1	25,000
Awards	Research	0	-	1	374,000	4	668,286	3	432,291
	Other	0	-	0	-	0	-	0	-
	Instruction	0	-	0	-	1	(4,880)	8	100,000
	Clinical	0	-	0	-	0	-	0	-
	Totals	0	-	1	374,000	5	663,406	11	532,291
EDUCATION									
Proposals		4	2,774,926	2	888,828	17	6,998,538	17	6,814,727
Awards	Research	0	-	0	-	2	254,787	2	134,805
	Other	0	-	1	24,000	5	217,710	4	398,250
	Instruction	0	-	0	-	6	510,231	5	511,800
	Clinical	0	-	0	-	0	-	0	-
	Totals	0	-	1	24,000	13	982,728	11	1,044,855
ENGINEERING									
Proposals		28	36,832,242	15	1,753,987	132	84,859,341	129	35,239,292
Awards	Research	32	8,411,496	32	5,673,979	169	22,558,983	167	17,288,892
	Other	3	21,688	1	30,000	15	176,583	13	269,434
	Instruction	0	0	0	-	6	82,874	7	114,250
	Clinical	0	-	0	-	0	-	0	-
	Totals	35	8,433,184	33	5,703,979	190	22,818,440	187	17,672,576
FINE ARTS									
Proposals		0	-	0	-	1	3,000	0	-
Awards	Research	0	-	0	-	0	-	0	-
	Other	0	-	0	-	0	-	1	8,000
	Instruction	0	-	0	-	0	-	0	-
	Clinical	0	-	0	-	0	-	0	-
	Totals	0	-	0	-	0	-	1	8,000

		DECEMBER 2000		DECEMBER 1999		FISCAL YEAR TO DATE (7/00-12/00)		FISCAL YEAR TO DATE (7/99-12/99)	
		<u>No.</u>	<u>Total Amt.</u>	<u>No.</u>	<u>Total Amt.</u>	<u>No.</u>	<u>Total Amt.</u>	<u>No.</u>	<u>Total Amt.</u>
GRADUATE SCHOOL									
Proposals		0	-	0	-	0	-	0	-
Awards	Research	0	-	0	-	0	-	0	-
	Other	0	-	0	-	0	-	0	-
	Instruction	0	-	0	-	2	6,000	0	-
	Clinical	0	-	0	-	0	-	0	-
	Totals	0	-	0	-	2	6,000	0	-
HEALTH									
Proposals		4	2,095,302	1	4,412	13	3,736,652	13	1,277,949
Awards	Research	0	-	0	-	4	801,419	4	400,389
	Other	0	-	1	80,000	14	244,542	8	849,311
	Instruction	0	-	0	-	1	54,255	2	152,976
	Clinical	0	-	0	-	0	-	1	9,811
	Totals	0	-	1	80,000	19	1,100,216	15	1,412,487
HUMANITIES									
Proposals		1	69,000	1	207,050	7	313,885	6	1,508,785
Awards	Research	0	-	0	-	2	170,011	1	3,000
	Other	1	1,000	0	-	2	6,000	0	-
	Instruction	0	-	0	-	1	10,800	2	192,960
	Clinical	0	-	0	-	0	-	0	-
	Totals	1	1,000	0	-	5	186,811	3	195,960
LAW									
Proposals		0	-	0	-	0	-	0	-
Awards	Research	0	-	0	-	0	-	0	-
	Other	0	-	1	22,000	1	21,062	1	22,000
	Instruction	0	-	0	-	0	-	0	-
	Clinical	0	-	0	-	0	-	0	-
	Totals	0	-	1	22,000	1	21,062	1	22,000
MEDICINE									
Proposals		31	7,277,000	30	7,318,106	283	146,272,260	287	122,817,150
Awards	Research	55	9,617,123	52	6,836,034	320	46,670,893	280	35,756,646
	Other	9	846,383	10	978,761	61	3,019,622	60	5,581,201
	Instruction	2	239,580	3	278,500	36	2,674,014	43	3,138,579
	Clinical	12	986,927	13	1,295,993	82	4,913,082	70	5,504,982
	Totals	78	11,690,013	78	9,389,288	499	57,277,611	453	49,981,408
MINES & EARTH SCIENCES									
Proposals		6	1,287,126	6	1,400,170	39	5,911,544	49	13,175,325
Awards	Research	7	525,400	8	658,682	36	1,624,193	42	3,065,264
	Other	5	237,411	2	258,063	13	557,955	11	391,447
	Instruction	0	-	0	-	2	133,991	4	104,682
	Clinical	0	-	0	-	0	-	0	-
	Totals	12	762,811	10	916,745	51	2,316,139	57	3,561,393

		DECEMBER 2000		DECEMBER 1999		FISCAL YEAR TO DATE (7/00-12/00)		FISCAL YEAR TO DATE (7/99-12/99)	
		<u>No.</u>	<u>Total Amt.</u>	<u>No.</u>	<u>Total Amt.</u>	<u>No.</u>	<u>Total Amt.</u>	<u>No.</u>	<u>Total Amt.</u>
NURSING									
Proposals		0	-	1	99,750	4	768,136	11	3,905,933
Awards	Research	0	-	0	-	7	1,191,493	4	331,443
	Other	0	-	0	-	0	-	4	522,005
	Instruction	0	-	0	-	2	157,177	3	132,991
	Clinical	0	-	0	-	0	-	0	-
	Totals	0	-	0	-	9	1,348,670	11	986,439
PHARMACY									
Proposals		6	176,295	3	47,044	30	15,120,365	23	30,909,136
Awards	Research	3	268,232	9	1,804,328	31	2,557,056	37	8,569,327
	Other	3	77,467	2	26,498	15	1,589,380	12	953,499
	Instruction	0	-	1	5,000	0	-	1	5,000
	Clinical	2	99,375	0	-	5	415,731	3	141,279
	Totals	8	445,074	12	1,835,826	51	4,562,167	53	9,669,105
SCIENCE									
Proposals		7	4,646,745	10	3,649,454	88	83,678,250	81	25,154,626
Awards	Research	18	1,618,776	16	2,169,073	112	10,806,305	104	10,642,505
	Other	0	-	0	-	4	48,110	2	526,875
	Instruction	2	5,997	0	-	8	295,691	7	202,404
	Clinical	0	-	0	-	0	-	0	-
	Totals	20	1,624,773	16	2,169,073	124	11,150,106	113	11,371,784
SOCIAL & BEHAVIORAL SCIENCES									
Proposals		6	1,593,958	2	67,090	25	6,469,912	21	6,200,214
Awards	Research	0	-	0	-	14	647,336	12	1,207,518
	Other	2	9,527	1	16,664	11	44,007	12	305,526
	Instruction	1	3,200	0	-	2	55,027	4	108,910
	Clinical	0	-	0	-	0	-	0	-
	Totals	3	12,727	1	16,664	27	746,370	28	1,621,954
SOCIAL WORK									
Proposals		0	-	0	-	7	1,621,317	5	3,675,111
Awards	Research	1	99,046	2	256,105	4	300,795	11	733,913
	Other	4	102,466	0	-	12	704,460	2	63,600
	Instruction	0	-	0	-	3	1,800,931	12	2,294,763
	Clinical	0	-	0	-	0	-	0	-
	Totals	5	201,512	2	256,105	19	2,806,186	25	3,092,276
VP FOR ACADEMIC AFFAIRS*									
Proposals		0	-	1	67,849	14	1,653,448	17	1,708,013
Awards	Research	0	-	0	-	1	79,214	1	600
	Other	0	-	0	-	10	445,031	12	875,914
	Instruction	0	-	0	-	2	30,000	0	-
	Clinical	0	-	0	-	0	-	0	-
	Totals	0	-	0	-	13	554,245	13	876,514

		DECEMBER 2000		DECEMBER 1999		FISCAL YEAR TO DATE (7/00-12/00)		FISCAL YEAR TO DATE (7/99-12/99)	
		<u>No.</u>	<u>Total Amt.</u>	<u>No.</u>	<u>Total Amt.</u>	<u>No.</u>	<u>Total Amt.</u>	<u>No.</u>	<u>Total Amt.</u>
VP FOR ADMINISTRATIVE SERVICES*									
Proposals		0	-	0	-	1	5,699	1	5,115
Awards	Research	0	-	0	-	0	-	0	-
	Other	1	5,700	0	-	1	5,700	0	-
	Instruction	0	-	0	-	0	-	0	-
	Clinical	0	-	0	-	0	-	0	-
	Totals	1	5,700	0	-	1	5,700	0	-
VP FOR HEALTH SCIENCES*									
Proposals		1	17,600	0	-	28	24,123,833	15	33,576,846
Awards	Research	2	298,051	3	340,610	163	20,882,691	188	26,644,375
	Other	0	-	1	37,500	2	435,678	3	113,500
	Instruction	0	-	0	-	1	25,000	1	36,000
	Clinical	2	174,310	2	204,059	8	561,927	5	434,975
	Totals	4	472,361	6	582,169	174	21,905,296	197	27,228,850
VP FOR RESEARCH*									
Proposals		0	-	1	45,561	3	672,083	4	80,916
Awards	Research	0	-	0	-	3	197,000	1	264,875
	Other	1	(5,000)	7	181,250	21	369,902	19	344,250
	Instruction	0	-	0	-	0	-	0	-
	Clinical	0	-	0	-	3	7,500	1	2,825
	Totals	1	(5,000)	7	181,250	27	574,402	21	611,950
VP FOR STUDENT AFFAIRS & SERVICES*									
Proposals		0	-	0	-	4	1,194,637	3	30,500
Awards	Research	0	-	0	-	0	-	2	25,500
	Other	0	-	2	5,000	1	14,894	2	5,000
	Instruction	0	-	0	-	2	243,570	1	228,990
	Clinical	0	-	0	-	0	-	0	-
	Totals	0	-	2	5,000	3	258,464	5	259,490
VP FOR UNIVERSITY RELATIONS*									
Proposals		1	78,295	0	-	8	4,204,249	5	1,602,045
Awards	Research	0	-	0	-	1	112,500	0	-
	Other	1	78,295	0	-	5	665,585	6	1,387,323
	Instruction	0	-	0	-	0	-	0	-
	Clinical	0	-	0	-	0	-	0	-
	Totals	1	78,295	0	-	6	778,085	6	1,387,323
Totals, Proposals		97	56,857,989	75	15,579,055	708	387,620,849	690	287,736,437
Totals, AWARDS		171	\$23,731,950	172	\$21,557,119	1,244	\$130,140,614	1,212	\$131,537,675

* Amounts for Vice-Presidents' Offices may reflect activity by Institutes, Centers & other discrete organizational entities that report directly to their cognizant Vice Presidents, rather than to a College or Graduate School.