

DATE: January 28, 2004

TO: Michael K. Young SUBJECT: 6-Part Monthly Activity Report
 FROM: Raymond F. Gesteland

Part I of VI--RESEARCH ACTIVITY SUMMARY

	November 2004		November 2003		FISCAL YEAR TO DATE (7/04-11/04)		FISCAL YEAR TO DATE (7/03-11/03)	
	<i>No.</i>	<i>Total Amt.</i>	<i>No.</i>	<i>Total Amt.</i>	<i>No.</i>	<i>Total Amt.</i>	<i>No.</i>	<i>Total Amt.</i>
PROPOSALS*	152	\$ 101,218,948	86	\$ 33,084,245	804	\$ 475,623,905	757	\$ 413,626,554
AWARDS								
Research	111	\$15,708,462	78	\$11,849,875	675	\$111,233,299	692	\$106,546,979
Other	30	1,148,438	26	1,178,044	213	16,122,453	185	9,563,366
Instruction	9	771,892	6	277,640	110	15,099,464	83	9,780,981
Clinical	21	2,065,432	19	1,595,013	114	5,957,713	112	7,702,134
SUBTOTALS	171	19,694,224	129	14,900,572	1,112	148,412,929	1,072	133,593,460
Fellowships & Financial Aids		680,931		3,000		2,692,044		1,986,135
ALL AWARD TOTALS		\$ 20,375,155		\$ 14,903,572		\$ 151,104,973		\$ 135,579,595

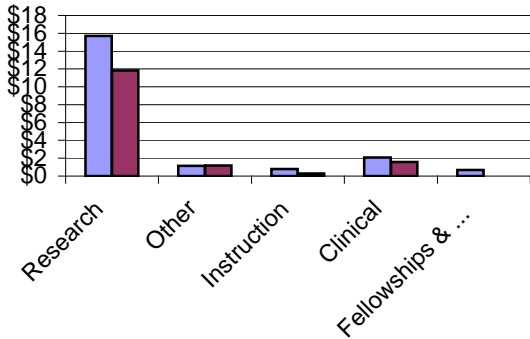
- cc: Coralie Alder
 James R. Bardsley
 A. Lorris Betz
 Jeffrey R. Botkin
 Paul Brinkman
 Brent Brown
 Arnold B. Combe
 Fred C. Esplin
 John G. Francis
 Raymond F. Gesteland
 Jerry Kaplan
 Richard E. Kendell
 Elliott C. Kulakowski
 Gary D. Levy
 Nancy Lyon
 J. Michael Mattsson
 Barbara K. Nielsen
 David W. Pershing
 Ronald J. Pugmire
 Lee Siegel
 Laura Snow
 Jeffrey J. West
 Kimberly Wirthlin

Raymond F. Gesteland
Vice-President for Research

Part I of VI Summary of University Research Activity November 2004

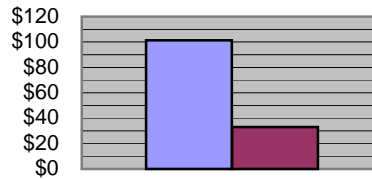
November 2004 vs. November 2003

Awards, In Millions



■ Awards This Month
■ Awards, Same Month Last Year

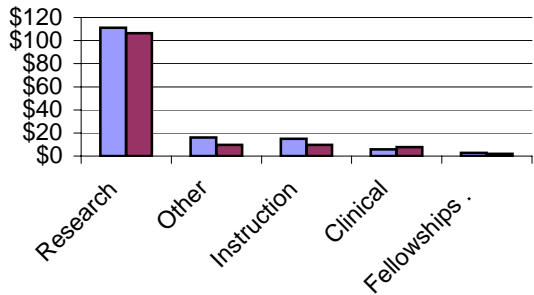
Proposals, In Millions



■ All Proposals, This Month
■ All Proposals, Same Month Last Year

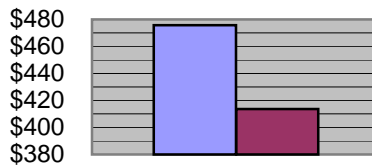
FYTD November 2004 vs. FYTD November 2003

Awards, In Millions



■ Awards, This Fiscal Year To Date
■ Awards, Same Month Last Fiscal Year To Date

Proposals, In Millions



■ All Proposals, This Fiscal Year To Date
■ All Proposals, Last Fiscal Year To Date

VICE-PRESIDENT FOR RESEARCH
November 2004

Part II of VI--PROPOSALS AND AWARDS OVER \$1 MILLION

DATE: January 28, 2004

PROPOSALS

	<i>Department</i>	<i>Sponsor Name</i>	<i>Proposal Title</i>	<i>Start Date</i>	<i>End Date</i>	<i>Total Amount</i>
College of Engineering						
Lighty, Joann S	Chem & Fuels Engineering	NSF/National Science Fndn	Center For Engineering Research On Intermountain Urban Sustainability.	6/1/06	5/31/11	\$17,750,000
Roemer, Robert B	Mechanical Engineering	PHS/Public Health Service	Optimization And Interactive Control Of Hifu Therapy.	8/1/05	7/31/10	\$2,872,906
Liu, Feng	Materials Science & Engr	NSF/National Science Fndn	Nanomechanical Architecture Of Strained Bi-Layer Thin Films- -From Design Principles To Fabrication.	6/1/05	5/31/09	\$1,946,442
Tyler, Bonnie J	Chemical & Fuels Engr	PHS/Public Health Service	Antimicrobial Resistance In Candida Albicans Biofilms.	7/1/05	6/30/10	\$1,584,125
Blair, Steven M	Electr & Computer Engr	PHS/Public Health Service	Biosensing Based Upon Molecular Confinement In An Array Of Metallic Nanocavities.	1/1/05	12/31/08	\$1,261,100
School of Medicine						
Slattery, Martha L	Family & Preventive Med	PHS/Public Health Service	Energy Balance & Colon Cancer In Southwestern U.S. Populations.	9/1/05	8/31/10	\$11,234,846
Kushner, James P	Internal Medicine	PHS/Public Health Service	Center Of Excellence In Molecular Hematology.	7/1/05	6/30/10	\$6,309,110
Flanigan, Kevin M	Human Genetics	PHS/Public Health Service	Translation Research In The Dystrophinopathies.	8/1/05	7/31/10	\$6,131,049
Baehr, Wolfgang B	Ophthalmology	Fndn Fighting Blindness	Wynn Center For The Study Of Retinal Degeneration.	11/1/04	10/31/05	\$2,995,766
Sanchez, Alejandro A	Neurobiology & Anatomy	PHS/Public Health Service	Stem Cell Regulation.	12/1/04	11/30/09	\$1,914,818
Pershing, Lynn K	Dermatology	PHS/Public Health Service	Pharmagenomics Of Dermatologic Corticosteroids.	7/1/05	6/30/09	\$1,491,834
College of Mines & Earth Sciences						
Krueger, Steven K	Meteorology	NASA/Natl Aeronaut & Space Admin	Evaluating Ice Microphysical Schemes In Cloud-Resolving Models Using Modern Datasets.	4/15/05	4/14/08	\$1,089,192
College of Nursing						
Gassert, Carole A	Coll Nursing/Dean's Off	HRSA/Health Resrc & Svcs Admin	Advanced Education Nursing Traineeships.	7/10/05	6/30/06	\$1,677,535

PROPOSALS (continued)

	<i>Department</i>	<i>Sponsor Name</i>	<i>Proposal Title</i>	<i>Start Date</i>	<i>End Date</i>	<i>Total Amount</i>
College of Pharmacy						
Bealer, Steven L	Pharmacology & Toxicology	PHS/Public Health Service	Mechanisms Of Altered Baroflex Responses By Dietary Sodium.	7/1/05	6/30/09	\$1,046,500
College of Science						
Voth, Gregory A	Chemistry	US Navy/Off Naval Res	A New Research Tool For The Computer Simulation Of Chemical Dynamics Complex Systems.	1/1/05	1/1/10	\$3,587,168
White, Henry S	Chemistry	US Navy/Off Naval Res	Mechanically Robust & Integrated Separation / Sensing Elements For Ultrasensitive Chemical Detection.	11/1/04	10/31/05	\$2,430,175
Zharov, Ilya	Chemistry	NSF/National Science Fndn	Chemically Functionalized Nanopores For Biosystem Engineering & Electronic Devices.	6/1/05	5/31/09	\$1,992,870
Voth, Gregory A	Chemistry	NSF/National Science Fndn	NIRT: Nanoparticles In The Environment: Their Interaction With Critical Biomolecular Structures.	5/1/04	5/1/09	\$1,953,707
Efros, Alexei L	Physics	NSF/National Science Fndn	NIRT: Photonics, Plasmonics, & Superconductivity In Nanoscale: Fabrication, Physical Properties & Applications.	7/1/05	6/30/09	\$1,476,139
Simons, John P	Chemistry	PHS/Public Health Service	A Mechanism For Electron Capture Dissociation.	11/1/04	10/31/05	\$1,171,250
Sr VP/Health Sciences						
Yost, H Joseph	Huntsman Cancer Institute	PHS/Public Health Service	Genetic Regulation Of Left-Right Organ Asymmetry.	7/1/05	6/30/10	\$1,868,750
AWARDS						
College of Engineering						
Rose, Peter	Civil & Environmental Engineering (EGI)	US Dept of Energy	Creation Of An Enhanced Geothermal System Through Hydraulic Thermal Simulation.	8/15/01	12/31/06	\$1,933,134
School of Medicine						
Slattery, Martha L	Family & Preventive Medicine	HHS / NIH / Natl Cancer Instit	A Prospective Study Of Alaska Natives And American Indians.	9/30/01	8/31/07	\$2,722,456
Varner, Michael W	Obstetrics & Gynecology	HHS / NIH / Natl Instit of Child Health & Hum Development	Multicenter Network Of Maternal-Fetal Medicine Units.	4/1/01	3/31/06	\$2,321,587
Slattery, Martha L	Family & Preventive Medicine	HHS / NIH / Natl Cancer Instit	Diet And Somatic Mutations In Colon Cancer.	5/1/02	8/31/08	\$1,000,141

VICE-PRESIDENT FOR RESEARCH
November 2004
Part III of VI--TOP 10 "OTHER" AWARDS

DATE: January 28, 2004

	<i>Department</i>	<i>Sponsor Name</i>	<i>Title</i>	<i>Start Date</i>	<i>End Date</i>	<i>Total Amount</i>
Saffle, Jeffrey R	Surgery	US Dept of Commerce	Technology Opportunities Program: Telemedicine In Acute Burn Care.	10/1/04	9/30/07	\$265,501
Oderda, Gary M	Pharmacy Practice	Pfizer Inc	Data Review/Retrospective Study Of Opioid-Induced Adverse Events In Surgery Patients & The Impact Of Opioid Ades On Hospital Stay & Cost.	8/13/04	8/12/05	\$125,411
Longo, Nicola	Pediatrics	State of Utah / Dept of Health	Metabolic Program Support Services - Newborn Screening.	7/1/04	6/30/05	\$115,300
Kumpfer, Karol L	Health Promotion & Education	Raindancer Youth Services Inc	RYS Adolescent Drug/ Alcohol Treatment Program.	10/1/02	9/30/05	\$104,599
Stiefel, Scott R	Psychiatry	State of Utah/Dept of Human Svcs (Prime DHHS / Medicare & Medicaid Svcs)	Psychiatric Services & Treatment to DHS Eligible Individuals.	7/1/95	12/31/04	\$139,498
Lasalle, Bernard A	General Clinical Res Ctr	Families of Spinal Muscular Atrophy	Data Coordinating Center for Project Cure SMA.	11/1/04	12/31/07	\$75,353
Norlin, Ernest C	Pediatrics	State of Utah / Dept of Health (Prime HHS/HRSA/MCHB)	Developmental Pediatric Services.	7/1/04	6/30/05	\$68,680
Hunsaker, Robert C	Alcohol & Drug Edu Ctr	State of Utah/Dept of Human Svcs (Prime DHHS / Subst Abuse & Mental Hlth Svcs Adm)	State Incentive Grant Enhancement Project.	3/1/04	12/31/04	\$68,400
Krahenbuhl, Melinda P	Civil & Environ Engr	US Air Force / Hill Air Force Base	Operation Of Nuclear Reactor.	10/1/04	9/30/05	\$56,523
Jee, Webster S S	Sch Med/Dean's Office (Radiobiology)	Pfizer Inc	Histomorphometry Of Osteoporosis Specimens.	10/10/03	10/9/05	\$50,000

VICE-PRESIDENT FOR RESEARCH
November 2004
Part IV of VI--AWARDS BY SPONSOR

DATE: January 28, 2004

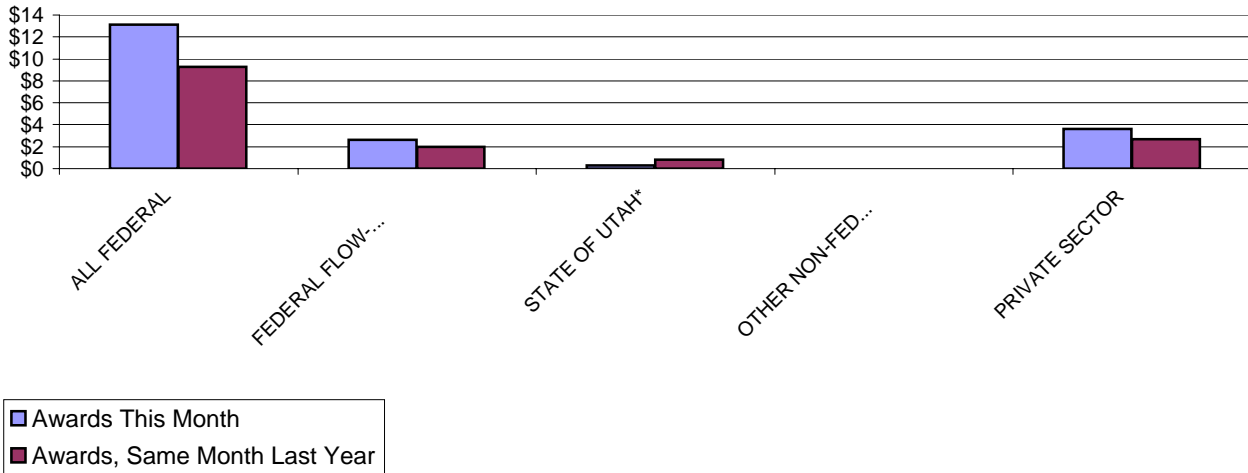
	November 2004		November 2003		FISCAL YEAR TO DATE (7/04-11/04)		FISCAL YEAR TO DATE (7/03-11/03)	
	<u>No.</u>	<u>Total Amt.</u>	<u>No.</u>	<u>Total Amt.</u>	<u>No.</u>	<u>Total Amt.</u>	<u>No.</u>	<u>Total Amt.</u>
ALL FEDERAL	50	\$ 13,144,946	45	\$ 9,293,393	473	\$ 108,122,139	470	\$ 93,045,136
<i>Misc. Federal Agencies</i>	0	-	1	704,483	4	790,502	10	2,053,033
Nat'l Aeronaut/Space Adm	0	-	1	76,701	4	215,550	8	343,147
Nat'l Endowmt/Humanities	0	-	0	-	0	-	1	24,504
Nat'l Science Foundation	4	451,882	4	379,418	53	10,889,676	75	14,800,954
US Dept of Agriculture	0	-	0	-	3	344,376	1	74,960
US Dept of Commerce	1	265,501	0	-	5	591,401	6	377,663
US Dept of Defense	3	126,828	4	272,921	16	2,211,910	17	1,409,357
US Dept of Education	3	538,207	0	-	13	2,177,672	12	2,089,661
US Dept of Energy	5	2,558,642	5	169,566	38	9,935,521	28	2,852,458
US Dept of the Interior	1	13,998	0	-	20	3,319,467	19	394,600
US Dept of Transportation	0	-	0	-	3	129,153	1	61,826
US Environmental Prot Agcy	0	-	0	-	18	2,838,258	11	2,235,400
US Health & Human Servs	33	9,189,888	30	7,690,304	294	74,634,512	281	66,327,573
US Veterans Admin	0	-	0	-	2	44,141	0	-
FEDERAL FLOW-DOWN	42	2,607,934	27	1,991,367	212	9,992,339	199	10,615,733
STATE OF UTAH*	10	306,888	12	829,684	66	2,859,122	84	4,239,672
OTHER NON-FED GOVT.	1	1,887	1	80,211	14	410,942	9	240,562
PRIVATE SECTOR	68	3,632,569	44	2,705,917	347	27,028,387	310	25,452,357
Commercial Sponsors	53	3,358,801	27	1,610,689	221	12,373,843	201	10,567,629
Not-For-Profit Sponsors	15	273,768	17	1,095,228	126	14,654,544	109	14,884,728
GRAND TOTALS	171	\$ 19,694,224	129	\$ 14,900,572	1,112	\$ 148,412,929	1,072	\$ 133,593,460

* State of Utah prime source sponsorship only; "Federal Flow-Down" contains Federal flow-down funding through the State

Part IV of VI Summary of Awards by Sponsor November 2004

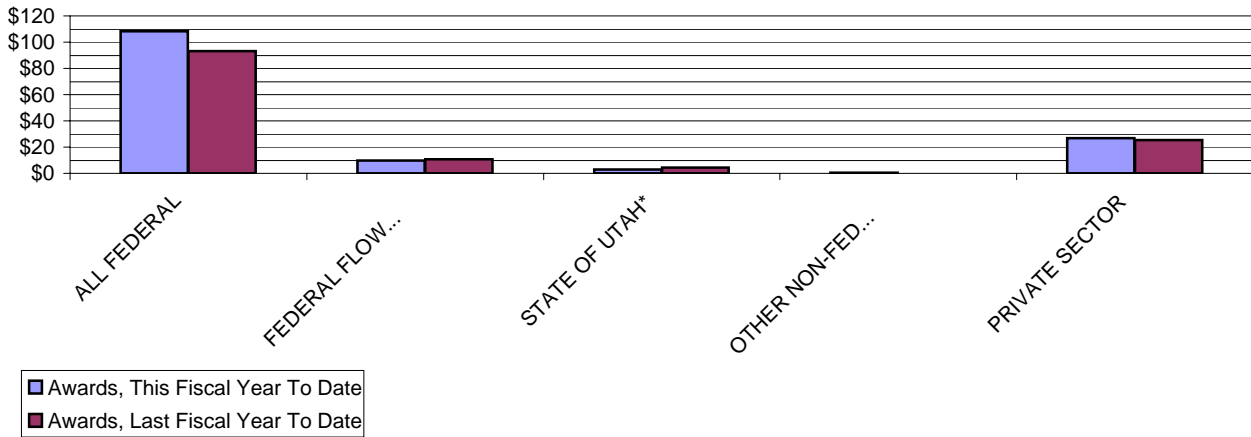
November 2004 vs. November 2003

Awards, In Millions



FYTD November 2004 vs. FYTD November 2003

Awards, In Millions



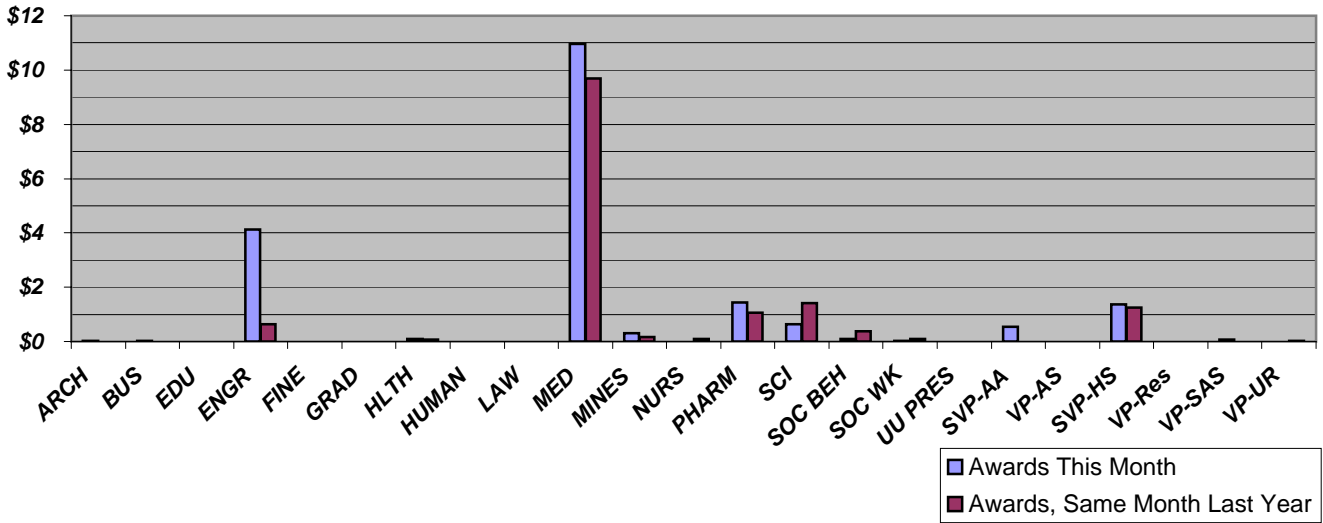
VICE-PRESIDENT FOR RESEARCH
November 2004
Part V of VI--AWARDS BY COLLEGE

DATE: January 28, 2004

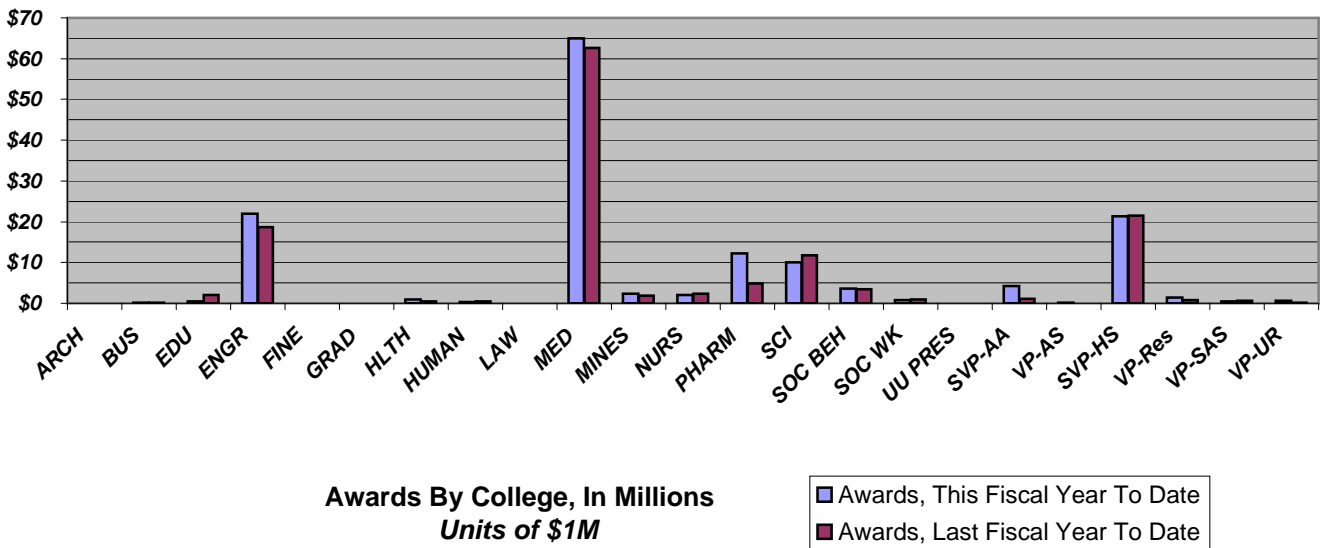
	November 2004		November 2003		FISCAL YEAR TO DATE (7/04-11/04)		FISCAL YEAR TO DATE (7/03-11/03)	
	<u>No.</u>	<u>Total Amt.</u>	<u>No.</u>	<u>Total Amt.</u>	<u>No.</u>	<u>Total Amt.</u>	<u>No.</u>	<u>Total Amt.</u>
ARCHITECTURE & PLANNING	1	19,994	1	7,965	4	74,545	3	8,481
BUSINESS	1	14,500	0	-	7	101,252	4	81,119
EDUCATION	0	-	0	-	7	468,530	15	2,006,637
ENGINEERING	40	4,120,882	14	643,714	178	22,029,233	161	18,671,324
FINE ARTS	0	-	0	-	0	-	0	-
GRADUATE SCHOOL	0	-	0	-	1	30,000	0	-
HEALTH	3	102,391	1	72,604	15	998,096	10	531,757
HUMANITIES	0	-	0	-	5	381,067	6	435,154
LAW	0	-	0	-	1	7,300	1	1,000
MEDICINE	86	10,971,189	69	9,699,297	529	64,946,238	477	62,551,029
MINES & EARTH SCIENCES	12	313,984	5	156,915	59	2,341,274	56	1,946,464
NURSING	1	6,663	1	100,717	12	2,000,068	14	2,312,270
PHARMACY	8	1,428,918	7	1,055,500	56	12,184,057	56	4,801,147
SCIENCE	5	633,171	9	1,424,361	65	9,993,651	89	11,847,692
SOCIAL & BEHAVIORAL SCIENCES	2	96,242	5	377,627	39	3,593,665	32	3,442,216
SOCIAL WORK	1	23,381	4	94,862	13	769,775	25	870,960
UNIVERSITY PRESIDENT	0	-	0	-	0	-	0	-
VP/ACADEMIC AFFAIRS	3	538,207	0	-	16	4,297,726	11	1,052,074
VP/ADMINISTRATIVE SERVICES	0	-	0	-	2	221,265	1	6,597
VP/HEALTH SCIENCES	7	1,356,302	12	1,247,010	84	21,415,491	87	21,541,120
VP/RESEARCH	0	-	0	-	6	1,461,624	11	753,205
VP/STUDENT AFFAIRS & SERVICES	1	68,400	0	-	6	478,835	9	624,295
VP/UNIVERSITY RELATIONS	0	-	1	20,000	7	619,237	4	108,919
GRAND TOTALS	171	\$19,694,224	129	\$14,900,572	1,112	\$148,412,929	1,072	\$133,593,460

Part V of VI
Summary of Awards by College
November 2004

November 2004 vs. November 2003



FYTD November 2004 vs. FYTD November 2003



VICE-PRESIDENT FOR RESEARCH
November 2004
Part VI of VI--GENERAL COLLEGE ACTIVITY

DATE: January 28, 2004

		November 2004		November 2003		FISCAL YEAR TO DATE (7/04-11/04)		FISCAL YEAR TO DATE (7/03-11/03)	
		<u>No.</u>	<u>Total Amt.</u>	<u>No.</u>	<u>Total Amt.</u>	<u>No.</u>	<u>Total Amt.</u>	<u>No.</u>	<u>Total Amt.</u>
ARCHITECTURE & PLANNING									
Proposals		2	712,958	0	-	6	1,144,359	2	10,465
Awards	Research	1	19,994	0	-	3	72,145	1	4,591
	Other	0	-	1	7,965	1	2,400	2	3,890
	Instruction	0	-	0	-	0	-	0	-
	Clinical	0	-	0	-	0	-	0	-
	Totals	1	19,994	1	7,965	4	74,545	3	8,481
BUSINESS									
Proposals		2	58,500	0	-	4	295,188	3	238,670
Awards	Research	1	14,500	0	-	5	84,752	4	81,119
	Other	0	-	0	-	2	16,500	0	-
	Instruction	0	-	0	-	0	-	0	-
	Clinical	0	-	0	-	0	-	0	-
	Totals	1	14,500	0	-	7	101,252	4	81,119
EDUCATION									
Proposals		0	-	0	-	3	1,477,658	6	1,708,710
Awards	Research	0	-	0	-	0	-	6	307,167
	Other	0	-	0	-	0	-	1	119,685
	Instruction	0	-	0	-	7	468,530	8	1,579,785
	Clinical	0	-	0	-	0	-	0	-
	Totals	0	-	0	-	7	468,530	15	2,006,637
ENGINEERING									
Proposals		40	36,101,034	17	10,009,856	146	78,405,526	103	41,496,847
Awards	Research	37	4,060,859	10	511,939	155	20,447,438	132	17,936,243
	Other	3	60,023	3	99,875	11	239,948	16	465,483
	Instruction	0	-	1	31,900	12	1,341,847	13	269,598
	Clinical	0	-	0	-	0	-	0	-
	Totals	40	4,120,882	14	643,714	178	22,029,233	161	18,671,324
FINE ARTS									
Proposals		0	-	0	-	3	1,188,495	1	1,500
Awards	Research	0	-	0	-	0	-	0	-
	Other	0	-	0	-	0	-	0	-
	Instruction	0	-	0	-	0	-	0	-
	Clinical	0	-	0	-	0	-	0	-
	Totals	0	-	0	-	0	-	0	-

		November 2004		November 2003		FISCAL YEAR TO DATE (7/04-11/04)		FISCAL YEAR TO DATE (7/03-11/03)	
		<u>No.</u>	<u>Total Amt.</u>	<u>No.</u>	<u>Total Amt.</u>	<u>No.</u>	<u>Total Amt.</u>	<u>No.</u>	<u>Total Amt.</u>
GRADUATE SCHOOL									
<i>Proposals</i>		0	-	0	-	1	30,000	0	-
<i>Awards</i>	Research	0	-	0	-	1	30,000	0	-
	Other	0	-	0	-	0	-	0	-
	Instruction	0	-	0	-	0	-	0	-
	Clinical	0	-	0	-	0	-	0	-
	<i>Totals</i>	0	-	0	-	1	30,000	0	-

HEALTH

<i>Proposals</i>		4	182,985	0	-	12	1,104,630	12	4,675,860
<i>Awards</i>	Research	2	18,000	1	72,604	8	460,757	3	117,971
	Other	1	84,391	0	-	4	244,722	6	355,953
	Instruction	0	-	0	-	3	292,617	1	57,833
	Clinical	0	-	0	-	0	-	0	-
	<i>Totals</i>	3	102,391	1	72,604	15	998,096	10	531,757

HUMANITIES

<i>Proposals</i>		1	374,054	0	-	12	1,965,065	11	8,214,754
<i>Awards</i>	Research	0	-	0	-	0	-	0	-
	Other	0	-	0	-	3	5,600	3	1,650
	Instruction	0	-	0	-	2	375,467	3	433,504
	Clinical	0	-	0	-	0	-	0	-
	<i>Totals</i>	0	-	0	-	5	381,067	6	435,154

LAW

<i>Proposals</i>		0	-	0	-	0	-	1	1,000
<i>Awards</i>	Research	0	-	0	-	0	-	0	-
	Other	0	-	0	-	1	7,300	1	1,000
	Instruction	0	-	0	-	0	-	0	-
	Clinical	0	-	0	-	0	-	0	-
	<i>Totals</i>	0	-	0	-	1	7,300	1	1,000

MEDICINE

<i>Proposals</i>		48	37,472,039	30	9,341,539	301	222,948,388	321	191,743,252
<i>Awards</i>	Research	47	8,176,304	35	7,563,399	275	47,225,520	268	47,369,797
	Other	18	1,042,758	13	454,218	92	5,317,257	73	2,910,623
	Instruction	3	109,346	5	245,740	59	7,252,633	40	5,460,626
	Clinical	18	1,642,781	16	1,435,940	103	5,150,828	96	6,809,983
	<i>Totals</i>	86	10,971,189	69	9,699,297	529	64,946,238	477	62,551,029

MINES & EARTH SCIENCES

<i>Proposals</i>		8	2,333,765	3	1,078,465	43	11,626,423	40	10,343,210
<i>Awards</i>	Research	9	299,347	5	156,915	45	2,259,388	43	1,794,572
	Other	3	14,637	0	-	14	81,886	13	151,892
	Instruction	0	-	0	-	0	-	0	-
	Clinical	0	-	0	-	0	-	0	-
	<i>Totals</i>	12	313,984	5	156,915	59	2,341,274	56	1,946,464

	November 2004		November 2003		FISCAL YEAR TO DATE (7/04-11/04)		FISCAL YEAR TO DATE (7/03-11/03)	
	<u>No.</u>	<u>Total Amt.</u>	<u>No.</u>	<u>Total Amt.</u>	<u>No.</u>	<u>Total Amt.</u>	<u>No.</u>	<u>Total Amt.</u>
NURSING								
<i>Proposals</i>	2	2,573,086	4	3,215,203	10	6,374,268	12	10,217,885

<i>Awards</i>	Research	0	-	1	100,717	2	570,592	8	1,381,098
	Other	1	6,663	0	-	3	379,491	2	71,160
	Instruction	0	-	0	-	7	1,049,985	4	860,012
	Clinical	0	-	0	-	0	-	0	-
	<i>Totals</i>	1	6,663	1	100,717	12	2,000,068	14	2,312,270

PHARMACY

<i>Proposals</i>	11	2,734,184	10	1,244,864	58	28,179,849	59	25,411,304
------------------	----	-----------	----	-----------	----	------------	----	------------

<i>Awards</i>	Research	6	1,293,507	5	997,381	34	10,397,110	28	3,638,704
	Other	1	10,000	2	58,119	15	1,327,715	23	891,100
	Instruction	0	-	0	-	2	179,422	3	129,422
	Clinical	1	125,411	0	-	5	279,810	2	141,921
	<i>Totals</i>	8	1,428,918	7	1,055,500	56	12,184,057	56	4,801,147

SCIENCE

<i>Proposals</i>	26	15,969,849	11	5,864,410	96	52,493,769	88	57,847,332
------------------	----	------------	----	-----------	----	------------	----	------------

<i>Awards</i>	Research	5	633,171	9	1,424,361	59	7,464,744	84	11,284,980
	Other	0	-	0	-	0	-	1	60,000
	Instruction	0	-	0	-	6	2,528,907	4	502,712
	Clinical	0	-	0	-	0	-	0	-
	<i>Totals</i>	5	633,171	9	1,424,361	65	9,993,651	89	11,847,692

SOCIAL & BEHAVIORAL SCIENCES

<i>Proposals</i>	0	-	3	202,577	17	3,448,386	29	7,711,952
------------------	---	---	---	---------	----	-----------	----	-----------

<i>Awards</i>	Research	1	95,789	5	377,627	26	3,402,067	27	3,156,458
	Other	1	453	0	-	13	191,598	5	285,758
	Instruction	0	-	0	-	0	-	0	-
	Clinical	0	-	0	-	0	-	0	-
	<i>Totals</i>	2	96,242	5	377,627	39	3,593,665	32	3,442,216

SOCIAL WORK

<i>Proposals</i>	1	2,000	3	83,048	10	2,673,481	10	4,033,048
------------------	---	-------	---	--------	----	-----------	----	-----------

<i>Awards</i>	Research	0	-	0	-	1	5,000	13	581,962
	Other	1	23,381	4	94,862	11	664,777	12	288,998
	Instruction	0	-	0	-	1	99,998	0	-
	Clinical	0	-	0	-	0	-	0	-
	<i>Totals</i>	1	23,381	4	94,862	13	769,775	25	870,960

UNIVERSITY PRESIDENT

<i>Proposals</i>	0	-	0	-	1	399,702	0	-
------------------	---	---	---	---	---	---------	---	---

<i>Awards</i>	Research	0	-	0	-	0	-	0	-
	Other	0	-	0	-	0	-	0	-
	Instruction	0	-	0	-	0	-	0	-
	Clinical	0	-	0	-	0	-	0	-
	<i>Totals</i>	0	-	0	-	0	-	0	-

	November 2004		November 2003		FISCAL YEAR TO DATE (7/04-11/04)		FISCAL YEAR TO DATE (7/03-11/03)	
	<u>No.</u>	<u>Total Amt.</u>	<u>No.</u>	<u>Total Amt.</u>	<u>No.</u>	<u>Total Amt.</u>	<u>No.</u>	<u>Total Amt.</u>
SR VP FOR ACADEMIC AFFAIRS*								
<i>Proposals</i>	3	454,264	2	89,990	12	4,888,496	7	3,564,493

<i>Awards</i>	Research	0	-	0	-	0	-	4	11,000
	Other	0	-	0	-	11	3,259,706	1	892,015
	Instruction	3	538,207	0	-	5	1,038,020	6	149,059
	Clinical	0	-	0	-	0	-	0	-
	<i>Totals</i>	3	538,207	0	-	16	4,297,726	11	1,052,074

VP FOR ADMINISTRATIVE SERVICES*

<i>Proposals</i>	0	-	0	-	2	230,667	1	7,330
------------------	---	---	---	---	---	---------	---	-------

<i>Awards</i>	Research	0	-	0	-	0	-	0	-
	Other	0	-	0	-	2	221,265	1	6,597
	Instruction	0	-	0	-	0	-	0	-
	Clinical	0	-	0	-	0	-	0	-
	<i>Totals</i>	0	-	0	-	2	221,265	1	6,597

SR VP FOR HEALTH SCIENCES*

<i>Proposals</i>	4	2,250,230	3	1,954,293	49	47,033,729	41	44,594,348
------------------	---	-----------	---	-----------	----	------------	----	------------

<i>Awards</i>	Research	5	1,101,491	9	689,432	63	18,885,286	66	18,150,218
	Other	0	-	2	443,005	14	2,003,245	8	2,562,897
	Instruction	1	124,339	0	-	2	166,653	3	130,775
	Clinical	1	130,472	1	114,573	5	360,307	10	697,230
	<i>Totals</i>	7	1,356,302	12	1,247,010	84	21,415,491	87	21,541,120

VP FOR RESEARCH*

<i>Proposals</i>	0	-	0	-	9	9,168,124	3	838,194
------------------	---	---	---	---	---	-----------	---	---------

<i>Awards</i>	Research	0	-	0	-	1	(67,000)	6	373,807
	Other	0	-	0	-	5	1,528,624	5	379,398
	Instruction	0	-	0	-	0	-	0	-
	Clinical	0	-	0	-	0	-	0	-
	<i>Totals</i>	0	-	0	-	6	1,461,624	11	753,205

VP FOR STUDENT AFFAIRS & SERVICES*

<i>Proposals</i>	0	-	0	-	3	344,597	1	25,500
------------------	---	---	---	---	---	---------	---	--------

<i>Awards</i>	Research	0	-	0	-	0	-	2	375,159
	Other	1	68,400	0	-	4	173,450	4	41,481
	Instruction	0	-	0	-	2	305,385	3	207,655
	Clinical	0	-	0	-	0	-	0	-
	<i>Totals</i>	1	68,400	0	-	6	478,835	9	624,295

VP FOR UNIVERSITY RELATIONS*

<i>Proposals</i>	0	-	0	-	6	203,105	6	940,900
------------------	---	---	---	---	---	---------	---	---------

<i>Awards</i>	Research	0	-	0	-	0	-	1	35,133
	Other	0	-	1	20,000	7	619,237	3	73,786
	Instruction	0	-	0	-	0	-	0	-
	Clinical	0	-	0	-	0	-	0	-
	<i>Totals</i>	0	-	1	20,000	7	619,237	4	108,919

	November 2004		November 2003		FISCAL YEAR TO DATE (7/04-11/04)		FISCAL YEAR TO DATE (7/03-11/03)	
	<u>No.</u>	<u>Total Amt.</u>	<u>No.</u>	<u>Total Amt.</u>	<u>No.</u>	<u>Total Amt.</u>	<u>No.</u>	<u>Total Amt.</u>
Totals, Proposals	152	\$101,218,948	86	\$33,084,245	804	\$475,623,905	757	\$413,626,554
<u>Totals, AWARDS</u>	171	\$19,694,224	129	\$14,900,572	1,112	\$148,412,929	1,072	\$133,593,460

** Amounts for Vice-Presidents' Offices may reflect activity by Institutes, Centers & other discrete organizational entities that report directly to their cognizant Vice Presidents, rather than to a College or Graduate School.*