

DATE: December 17, 2002

TO: J. Bernard Machen SUBJECT: 5-Part Monthly Activity Report
 FROM: Raymond F. Gesteland

Part I of IV--RESEARCH ACTIVITY SUMMARY

	November 2002		November 2001		FISCAL YEAR TO DATE (7/02-11/02)		FISCAL YEAR TO DATE (7/01-11/01)	
	<u>No.</u>	<u>Total Amt.</u>	<u>No.</u>	<u>Total Amt.</u>	<u>No.</u>	<u>Total Amt.</u>	<u>No.</u>	<u>Total Amt.</u>
PROPOSALS*	142	\$ 73,062,811	122	\$ 43,472,919	678	\$ 362,718,136	665	\$ 336,124,366
AWARDS								
Research	86	\$6,652,129	76	\$8,836,335	727	\$106,589,017	727	\$98,925,770
Other	31	1,480,879	29	3,968,904	209	16,749,741	141	11,551,128
Instruction	4	123,080	-	-	52	4,516,344	71	7,068,185
Clinical	8	405,400	21	1,498,357	50	5,964,691	87	6,020,374
SUBTOTALS	129	8,661,488	126	14,303,596	1,038	133,819,793	1,026	123,565,457
Fellowships & Financial Aids		32,566		4,457,894		1,906,001		6,536,499
ALL AWARD TOTALS		\$ 8,694,054		\$ 18,761,490		\$ 135,725,794		\$ 130,101,956

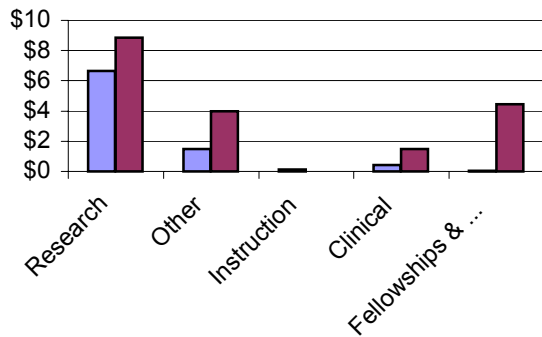
- cc: Coralie Alder
 A. Lorris Betz
 Vincent Bogdanski
 Paul Brinkman
 Jayne Carney
 Arnold B. Combe
 Fred C. Esplin
 Cecelia H. Foxley
 John G. Francis
 Raymond F. Gesteland
 Peter L. Goss
 W. Ralph Hardy
 Jerry Kaplan
 Nancy Lyon
 J. Michael Mattsson
 Barbara K. Nielsen
 David W. Pershing
 Ronald J. Pugmire
 Lee Siegel
 Amy Sikalis
 Laura Snow
 Kimberly Wirthlin

Raymond F. Gesteland
 Vice-President for Research

Part I of V Summary of University Research Activity November 2002

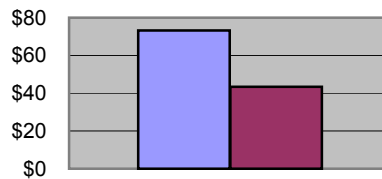
November 2002 vs. November 2001

Awards, In Millions



■ Awards This Month
■ Awards, Same Month Last Year

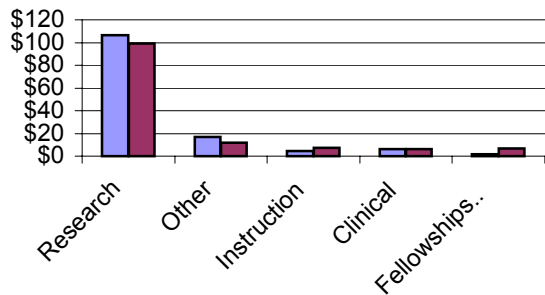
Proposals, In Millions



■ All Proposals, This Month
■ All Proposals, Same Month Last Year

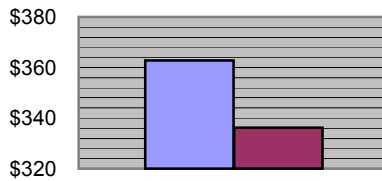
FYTD November 2002 vs. FYTD November 2001

Awards, In Millions



■ Awards, This Fiscal Year To Date
■ Awards, Same Month Last Fiscal Year To Date

Proposals, In Millions



■ All Proposals, This Fiscal Year To Date
■ All Proposals, Last Fiscal Year To Date

VICE-PRESIDENT FOR RESEARCH
November 2002
Part II of V--PROPOSALS AND AWARDS OVER \$2 MILLION

DATE: December 17, 2002

PROPOSALS

	<i>Department</i>	<i>Sponsor Name</i>	<i>Proposal Title</i>	<i>Start Date</i>	<i>End Date</i>	<i>Total Amount</i>
Engineering						
MILLER,MARK S	MATERIALS SCIENCE & ENGR	SEMICONDUCTOR RES CORP	BAA 02-025. MICROFLUIDIC MOLECULAR CONTACT ARCHITECTUE.	1/1/03	12/31/03	\$5,148,804
Health						
KUMPFER,KAROL L	HEALTH EDUCATION	PHS/PUBLIC HEALTH SERVICE NATL INST DRUG ABUSE	DA02004.NIDA MULT-SITE STRENGTHENING FAMILIES PROGRAM.	10/1/02	9/30/07	\$2,803,128
Medicine						
JORDE,LYNN B	HUMAN GENETICS	PHS/PUBLIC HEALTH SERVICE NATL INST GEN MED SCIENCE	POPULATION GENETICS OF MOBILE ELEMENTS.	7/1/03	6/30/08	\$2,603,934
Science						
JUI,CHARLES C	PHYSICS	NSF/NATL SCIENCE FNDN	NSF 03-2. PROPOSAL TO OPERATE & ANALYZE DATA FROM THE HIGH RESOLUTION FLY'S EYE DETECTOR. PART IV.	12/1/03	11/30/08	\$15,945,807

AWARDS

<i>Department</i>	<i>Sponsor Name</i>	<i>Proposal Title</i>	<i>Start Date</i>	<i>End Date</i>	<i>Total Amount</i>
-------------------	---------------------	-----------------------	-------------------	-----------------	---------------------

There were no awards for over \$2 million for November, 2002.

VICE-PRESIDENT FOR RESEARCH
November 2002
Part III of V--AWARDS BY SPONSOR

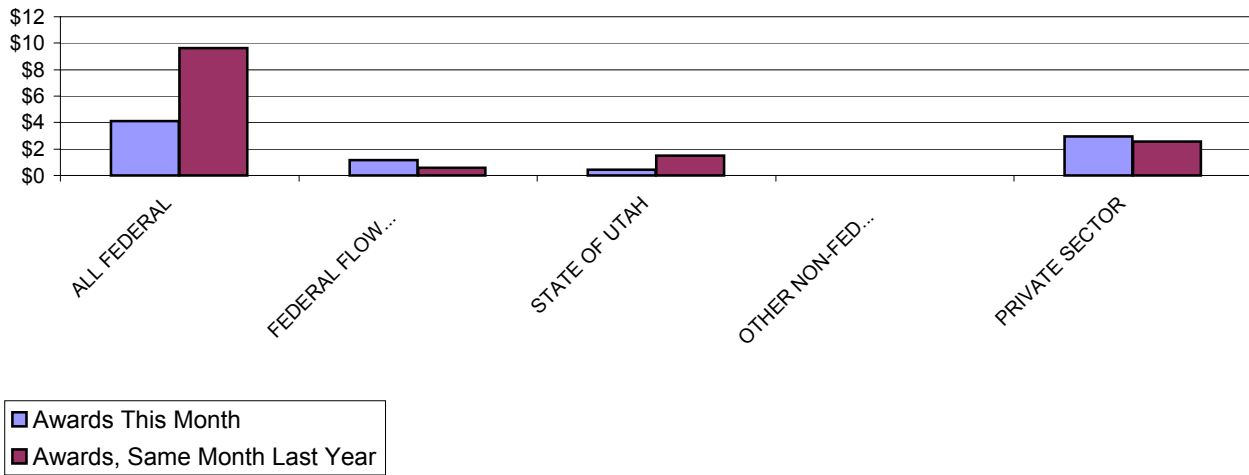
DATE: December 17, 2002

	November 2002		November 2001		FISCAL YEAR TO DATE (7/02-11/02)		FISCAL YEAR TO DATE (7/01-11/01)	
	<u>No.</u>	<u>Total Amt.</u>	<u>No.</u>	<u>Total Amt.</u>	<u>No.</u>	<u>Total Amt.</u>	<u>No.</u>	<u>Total Amt.</u>
ALL FEDERAL	38	\$ 4,110,238	46	\$ 9,635,556	450	\$ 87,026,880	405	\$ 79,457,893
<i>Misc. Federal Agencies</i>	0	-	0	-	6	926,492	8	941,008
Nat'l Aeronaut/Space Adm	0	-	0	-	4	250,175	4	101,620
Nat'l Endowmt/Humanitie	0	-	0	-	1	107,331	3	29,993
Nat'l Science Foundation	5	254,282	13	942,631	73	11,653,034	65	9,896,294
US Dept of Agriculture	0	-	0	-	1	134,510	3	363,530
US Dept of Commerce	1	52,000	0	-	6	237,271	3	206,319
US Dept of Defense	1	5,000	5	691,672	20	1,573,926	15	1,847,284
US Dept of Education	0	-	0	-	11	2,127,121	11	1,642,834
US Dept of Energy	7	284,217	3	321,829	43	4,974,799	33	4,222,027
US Dept of the Interior	1	83,615	0	-	17	643,704	10	275,776
US Dept of Transportation	0	-	2	7,503	0	-	3	77,503
US Environmental Prot Agc	0	-	0	-	2	100,000	1	5,000
US Health & Human Servs	23	3,431,124	23	7,671,921	266	64,298,517	246	59,848,705
US Veterans Admin	0	-	0	-	0	-	0	-
FEDERAL FLOW-DOWN	28	1,149,251	19	580,947	175	8,761,008	159	7,944,679
STATE OF UTAH	7	454,436	16	1,502,837	72	5,220,980	90	5,495,366
OTHER NON-FED GOVT.	1	8,017	1	20,636	6	141,782	4	48,136
PRIVATE SECTOR	55	2,939,546	44	2,563,620	335	32,669,143	368	30,619,383
Commercial Sponsors	34	1,800,803	35	2,012,728	184	11,846,815	201	11,175,863
Not-For-Profit Sponsors	21	1,138,743	9	550,892	151	20,822,328	167	19,443,520
GRAND TOTALS	129	\$ 8,661,488	126	\$ 14,303,596	1,038	\$ 133,819,793	1,026	\$ 123,565,457

Part III of V Summary of Awards by Sponsor November 2002

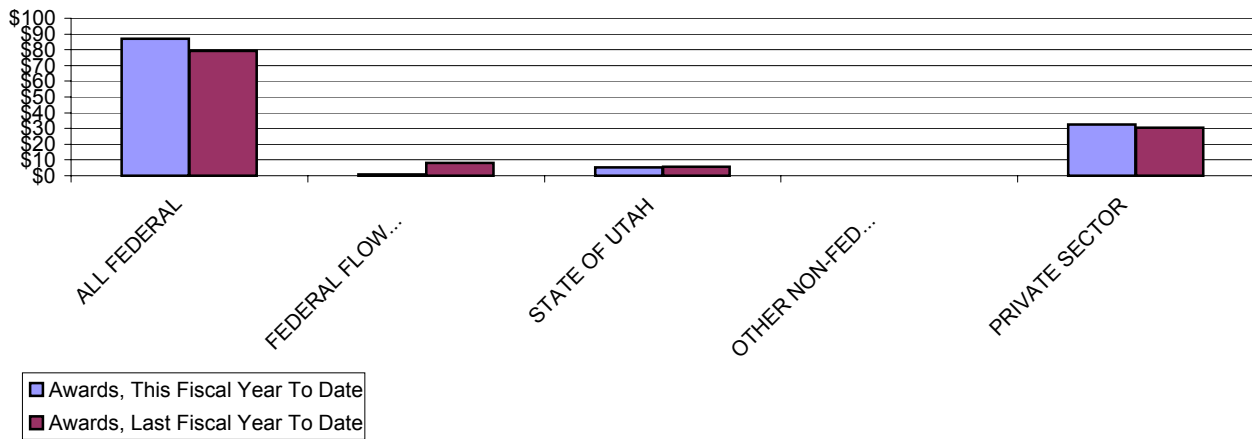
November 2002 vs. November 2001

Awards, In Millions



FYTD November 2002 vs. FYTD November 2001

Awards, In Millions



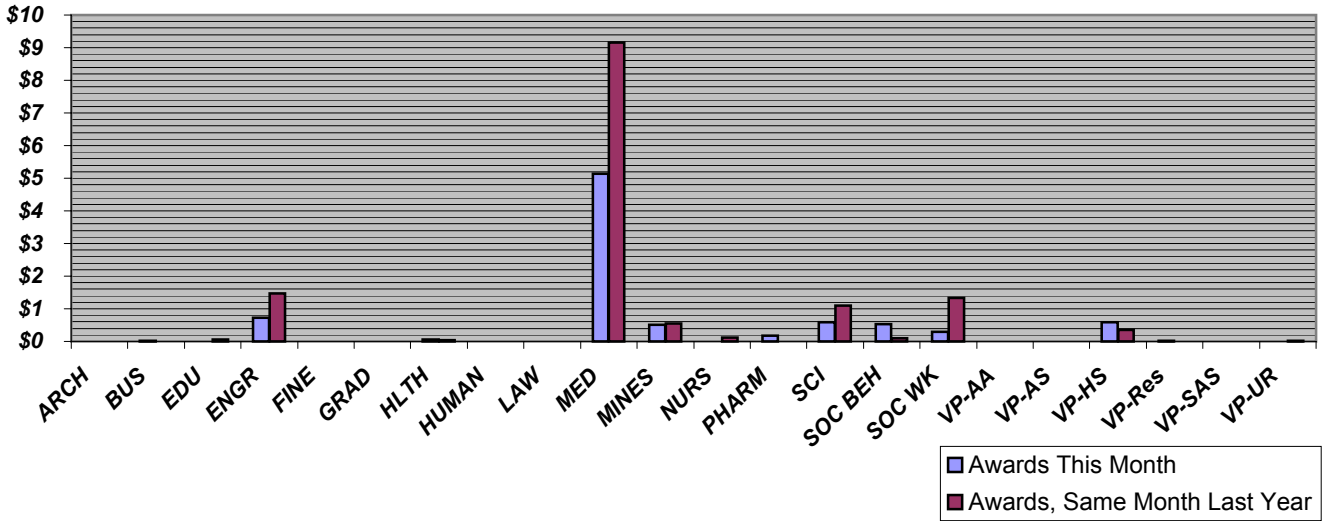
VICE-PRESIDENT FOR RESEARCH
November 2002
Part IV of V--AWARDS BY COLLEGE

DATE: December 17, 2002

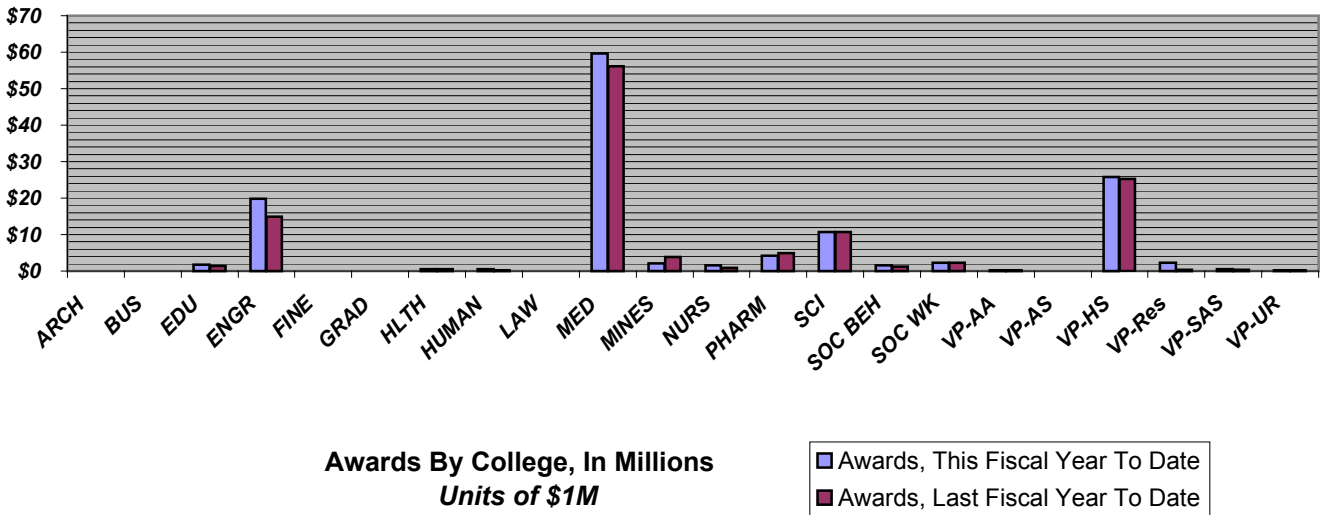
	November 2002		November 2001		FISCAL YEAR TO DATE (7/02-11/02)		FISCAL YEAR TO DATE (7/01-11/01)	
	<u>No.</u>	<u>Total Amt.</u>	<u>No.</u>	<u>Total Amt.</u>	<u>No.</u>	<u>Total Amt.</u>	<u>No.</u>	<u>Total Amt.</u>
ARCHITECTURE	0	-	1	2,457	3	54,008	1	2,457
BUSINESS	1	13,827	0	-	3	25,827	0	-
EDUCATION	2	5,000	1	59,920	11	1,708,007	10	1,481,910
ENGINEERING	23	732,701	28	1,466,951	188	19,797,874	183	14,889,680
FINE ARTS	0	-	0	-	3	54,500	1	-
GRADUATE SCHOOL	0	-	0	-	1	37,270	1	17,940
HEALTH	4	65,378	1	35,239	13	463,421	15	532,065
HUMANITIES	1	8,450	0	-	7	505,631	4	212,352
LAW	0	-	0	-	0	-	3	-
MEDICINE	52	5,129,508	49	9,161,358	423	59,569,693	400	56,142,006
MINES & EARTH SCIENCES	8	500,291	6	544,695	49	2,083,972	43	3,797,228
NURSING	0	-	2	116,067	10	1,527,456	11	900,982
PHARMACY	5	183,130	2	1,900	36	4,261,376	37	4,840,593
SCIENCE	15	588,204	14	1,097,267	106	10,787,306	91	10,738,310
SOCIAL & BEHAVIORAL SCIENCES	4	532,503	6	91,975	28	1,536,685	33	1,288,630
SOCIAL WORK	3	300,320	7	1,327,948	21	2,246,597	24	2,359,846
VP/ACADEMIC AFFAIRS	0	-	0	-	6	179,443	11	227,651
VP/ADMINISTRATIVE SERVICES	0	-	0	-	0	-	1	37,500
VP/HEALTH SCIENCES	10	590,488	5	360,819	107	25,844,063	137	25,212,359
VP/RESEARCH	1	11,688	0	-	12	2,331,280	8	423,409
VP/STUDENT AFFAIRS & SERVICES	0	-	1	8,000	7	600,116	6	361,539
VP/UNIVERSITY RELATIONS	0	-	3	29,000	4	205,268	6	99,000
GRAND TOTALS	129	\$8,661,488	126	\$14,303,596	1,038	\$133,819,793	1,026	\$123,565,457

Part IV of V
Summary of Awards by College
November 2002

November 2002 vs. November 2001



FYTD November 2002 vs. FYTD November 2001



Awards By College, In Millions
Units of \$1M

■ Awards, This Fiscal Year To Date
 ■ Awards, Last Fiscal Year To Date

VICE-PRESIDENT FOR RESEARCH
November 2002
Part V of V--GENERAL COLLEGE ACTIVITY

DATE: December 17, 2002

		November 2002		November 2001		FISCAL YEAR TO DATE (7/02-11/02)		FISCAL YEAR TO DATE (7/01-11/01)	
		<u>No.</u>	<u>Total Amt.</u>	<u>No.</u>	<u>Total Amt.</u>	<u>No.</u>	<u>Total Amt.</u>	<u>No.</u>	<u>Total Amt.</u>
ARCHITECTURE									
Proposals		0	-	1	2,457	1	2,500	1	2,457
Awards	Research	0	-	0	-	2	52,638	0	-
	Other	0	-	1	2,457	1	1,370	1	2,457
	Instruction	0	-	0	-	0	-	0	-
	Clinical	0	-	0	-	0	-	0	-
	Totals	0	-	1	2,457	3	54,008	1	2,457
BUSINESS									
Proposals		4	676,783	1	188,822	11	4,301,515	1	188,822
Awards	Research	0	-	0	-	1	2,000	0	0
	Other	1	13,827	0	-	2	23,827	0	-
	Instruction	0	-	0	-	0	-	0	-
	Clinical	0	-	0	-	0	-	0	-
	Totals	1	13,827	0	-	3	25,827	0	-
EDUCATION									
Proposals		0	-	2	759,392	7	2,547,723	4	1,251,185
Awards	Research	1	-	0	-	5	350,250	3	429,151
	Other	1	5,000	1	59,920	3	740,559	3	266,920
	Instruction	0	-	0	-	3	617,198	4	785,839
	Clinical	0	-	0	-	0	-	0	-
	Totals	2	5,000	1	59,920	11	1,708,007	10	1,481,910
ENGINEERING									
Proposals		30	16,186,809	28	17,915,221	132	72,600,359	122	43,258,708
Awards	Research	20	669,201	23	1,374,768	162	19,093,511	167	14,708,976
	Other	2	53,500	5	92,183	19	436,863	13	258,704
	Instruction	1	10,000	0	-	7	267,500	3	(78,000)
	Clinical	0	-	0	-	0	-	0	-
	Totals	23	732,701	28	1,466,951	188	19,797,874	183	14,889,680
FINE ARTS									
Proposals		0	-	0	-	2	22,460	0	-
Awards	Research	0	-	0	-	0	-	0	-
	Other	0	-	0	-	2	32,500	1	-
	Instruction	0	-	0	-	1	22,000	0	-
	Clinical	0	-	0	-	0	-	0	-
	Totals	0	-	0	-	3	54,500	1	-

		November 2002		November 2001		FISCAL YEAR TO DATE (7/02-11/02)		FISCAL YEAR TO DATE (7/01-11/01)	
		<u>No.</u>	<u>Total Amt.</u>	<u>No.</u>	<u>Total Amt.</u>	<u>No.</u>	<u>Total Amt.</u>	<u>No.</u>	<u>Total Amt.</u>
GRADUATE SCHOOL									
Proposals		0	-	0	-	1	37,270	1	1,406,524
Awards	Research	0	-	0	-	0	-	0	-
	Other	0	-	0	-	1	37,270	0	-
	Instruction	0	-	0	-	0	-	1	17,940
	Clinical	0	-	0	-	0	-	0	-
	Totals	0	-	0	-	1	37,270	1	17,940
HEALTH									
Proposals		3	3,055,292	0	-	9	3,807,216	11	1,759,449
Awards	Research	3	55,378	1	35,239	5	74,318	5	82,361
	Other	1	10,000	0	-	7	365,103	9	413,704
	Instruction	0	-	0	-	1	24,000	1	36,000
	Clinical	0	-	0	-	0	-	0	-
	Totals	4	65,378	1	35,239	13	463,421	15	532,065
HUMANITIES									
Proposals		3	1,460,606	0	-	9	1,813,673	5	137,675
Awards	Research	0	-	0	-	3	245,350	2	206,352
	Other	1	8,450	0	-	3	117,281	1	2,000
	Instruction	0	-	0	-	1	143,000	1	4,000
	Clinical	0	-	0	-	0	-	0	-
	Totals	1	8,450	0	-	7	505,631	4	212,352
LAW									
Proposals		0	-	0	-	0	-	2	74,280
Awards	Research	0	-	0	-	0	-	3	-
	Other	0	-	0	-	0	-	0	-
	Instruction	0	-	0	-	0	-	0	-
	Clinical	0	-	0	-	0	-	0	-
	Totals	0	-	0	-	0	-	3	-
MEDICINE									
Proposals		48	21,379,527	27	10,264,015	236	133,846,419	235	151,093,514
Awards	Research	27	3,727,925	27	5,326,339	272	46,106,687	244	40,895,950
	Other	16	961,463	4	2,354,412	82	6,640,945	34	6,005,610
	Instruction	2	97,120	0	0	29	2,771,627	47	3,878,643
	Clinical	7	343,000	18	1,480,607	40	4,050,434	75	5,361,803
	Totals	52	5,129,508	49	9,161,358	423	59,569,693	400	56,142,006
MINES & EARTH SCIENCES									
Proposals		5	706,443	16	4,274,852	47	10,536,019	47	9,730,793
Awards	Research	6	240,726	6	544,695	39	1,654,746	33	3,513,251
	Other	2	259,565	0	-	10	429,226	10	283,977
	Instruction	0	-	0	-	0	-	0	-
	Clinical	0	-	0	-	0	-	0	-
	Totals	8	500,291	6	544,695	49	2,083,972	43	3,797,228

	November 2002		November 2001		FISCAL YEAR TO DATE (7/02-11/02)		FISCAL YEAR TO DATE (7/01-11/01)	
	<u>No.</u>	<u>Total Amt.</u>	<u>No.</u>	<u>Total Amt.</u>	<u>No.</u>	<u>Total Amt.</u>	<u>No.</u>	<u>Total Amt.</u>
NURSING								
<i>Proposals</i>	5	2,167,654	2	1,604,350	11	4,668,805	11	5,119,377

<i>Awards</i>	Research	0	-	2	116,067	9	1,094,096	10	799,880
	Other	0	-	0	-	1	433,360	0	-
	Instruction	0	-	0	-	0	-	1	101,102
	Clinical	0	-	0	-	0	-	0	-
	<i>Totals</i>	0	-	2	116,067	10	1,527,456	11	900,982

PHARMACY

<i>Proposals</i>	8	2,085,314	11	691,187	34	16,259,026	41	13,875,541
------------------	---	-----------	----	---------	----	------------	----	------------

<i>Awards</i>	Research	1	45,346	0	-	22	3,522,890	25	4,300,986
	Other	2	59,424	1	(10,850)	10	616,213	10	478,536
	Instruction	1	15,960	0	-	3	59,873	0	-
	Clinical	1	62,400	1	12,750	1	62,400	2	61,071
	<i>Totals</i>	5	183,130	2	1,900	36	4,261,376	37	4,840,593

SCIENCE

<i>Proposals</i>	17	19,359,612	17	2,286,159	92	60,069,905	90	52,686,546
------------------	----	------------	----	-----------	----	------------	----	------------

<i>Awards</i>	Research	15	588,204	13	1,087,267	99	10,547,148	82	8,557,757
	Other	0	-	1	10,000	5	184,444	5	426,301
	Instruction	0	-	0	-	2	55,714	4	1,754,252
	Clinical	0	-	0	-	0	-	0	-
	<i>Totals</i>	15	588,204	14	1,097,267	106	10,787,306	91	10,738,310

SOCIAL & BEHAVIORAL SCIENCES

<i>Proposals</i>	7	2,657,416	4	320,733	20	9,615,765	24	7,025,292
------------------	---	-----------	---	---------	----	-----------	----	-----------

<i>Awards</i>	Research	3	531,853	2	99,047	20	1,458,918	23	1,135,798
	Other	1	650	4	(7,072)	7	23,700	8	79,604
	Instruction	0	-	0	-	1	54,067	2	73,228
	Clinical	0	-	0	-	0	-	0	-
	<i>Totals</i>	4	532,503	6	91,975	28	1,536,685	33	1,288,630

SOCIAL WORK

<i>Proposals</i>	3	300,320	2	67,482	12	1,576,710	8	5,861,117
------------------	---	---------	---	--------	----	-----------	---	-----------

<i>Awards</i>	Research	2	250,320	0	-	4	247,262	2	113,740
	Other	1	50,000	7	1,327,948	17	1,999,335	20	2,096,737
	Instruction	0	-	0	-	0	-	2	149,369
	Clinical	0	-	0	-	0	-	0	-
	<i>Totals</i>	3	300,320	7	1,327,948	21	2,246,597	24	2,359,846

VP FOR ACADEMIC AFFAIRS*

<i>Proposals</i>	0	-	1	249,778	8	559,946	8	1,904,776
------------------	---	---	---	---------	---	---------	---	-----------

<i>Awards</i>	Research	0	-	0	-	1	8,367	1	1,381
	Other	0	-	0	-	5	171,076	10	226,270
	Instruction	0	-	0	-	0	-	0	-
	Clinical	0	-	0	-	0	-	0	-
	<i>Totals</i>	0	-	0	-	6	179,443	11	227,651

		November 2002		November 2001		FISCAL YEAR TO DATE (7/02-11/02)		FISCAL YEAR TO DATE (7/01-11/01)	
		<u>No.</u>	<u>Total Amt.</u>	<u>No.</u>	<u>Total Amt.</u>	<u>No.</u>	<u>Total Amt.</u>	<u>No.</u>	<u>Total Amt.</u>
VP FOR ADMINISTRATIVE SERVICES*									
Proposals		0	-	0	-	0	-	1	37,500
Awards	Research	0	-	0	-	0	-	0	-
	Other	0	-	0	-	0	-	1	37,500
	Instruction	0	-	0	-	0	-	0	-
	Clinical	0	-	0	-	0	-	0	-
	Totals	0	-	0	-	0	-	1	37,500
VP FOR HEALTH SCIENCES*									
Proposals		6	2,158,782	4	1,721,819	37	39,412,914	37	35,146,334
Awards	Research	7	531,488	2	252,913	79	20,422,814	121	23,970,826
	Other	3	59,000	1	102,906	18	3,567,392	5	566,615
	Instruction	0	-	0	-	1	2,000	1	77,418
	Clinical	0	-	2	5,000	9	1,851,857	10	597,500
	Totals	10	590,488	5	360,819	107	25,844,063	137	25,212,359
VP FOR RESEARCH*									
Proposals		2	368,253	1	3,067,152	4	403,431	5	5,290,697
Awards	Research	1	11,688	0	-	3	1,632,771	4	109,110
	Other	0	-	0	-	9	698,509	4	314,299
	Instruction	0	-	0	-	0	-	0	-
	Clinical	0	-	0	-	0	-	0	-
	Totals	1	11,688	0	-	12	2,331,280	8	423,409
VP FOR STUDENT AFFAIRS & SERVICES*									
Proposals		0	-	1	25,500	1	15,481	1	25,500
Awards	Research	0	-	0	-	1	75,251	1	75,251
	Other	0	-	1	8,000	3	25,500	2	22,894
	Instruction	0	-	0	-	3	499,365	3	263,394
	Clinical	0	-	0	-	0	-	0	-
	Totals	0	-	1	8,000	7	600,116	6	361,539
VP FOR UNIVERSITY RELATIONS*									
Proposals		1	500,000	4	34,000	4	620,999	10	248,279
Awards	Research	0	-	0	-	0	-	1	25,000
	Other	0	-	3	29,000	4	205,268	4	69,000
	Instruction	0	-	0	-	0	-	1	5,000
	Clinical	0	-	0	-	0	-	0	-
	Totals	0	-	3	29,000	4	205,268	6	99,000
Totals, Proposals		142	73,062,811	122	43,472,919	678	362,718,136	665	336,124,366
Totals, AWARDS		129	\$8,661,488	126	\$14,303,596	1,038	\$133,819,793	1,026	\$123,565,457

* Amounts for Vice-Presidents' Offices may reflect activity by Institutes, Centers & other discrete organizational entities that report directly to their cognizant Vice Presidents, rather than to a College or Graduate School.