

DATE: November 19, 2002

TO: J. Bernard Machen SUBJECT: 5-Part Monthly Activity Report
 FROM: Raymond F. Gesteland

Part I of IV--RESEARCH ACTIVITY SUMMARY

	October 2002		October 2001		FISCAL YEAR TO DATE (7/02-10/02)		FISCAL YEAR TO DATE (7/01-10/01)	
	No.	Total Amt.	No.	Total Amt.	No.	Total Amt.	No.	Total Amt.
PROPOSALS*	127	\$ 96,862,061	138	\$ 99,809,962	536	\$ 289,655,325	543	\$ 292,651,447
AWARDS								
Research	136	\$20,263,201	140	\$16,774,465	641	\$99,936,888	651	\$90,089,435
Other	47	5,462,366	35	2,124,992	178	15,268,862	112	7,582,224
Instruction	10	160,872	13	1,910,938	48	4,393,264	71	7,068,185
Clinical	12	439,697	20	943,620	42	5,559,291	66	4,522,017
SUBTOTALS	205	26,326,136	208	21,754,015	909	125,158,305	900	109,261,861
Fellowships & Financial Aids		445,402		186,057		1,873,435		2,078,605
ALL AWARD TOTALS		\$ 26,771,538		\$ 21,940,072		\$ 127,031,740		\$ 111,340,466

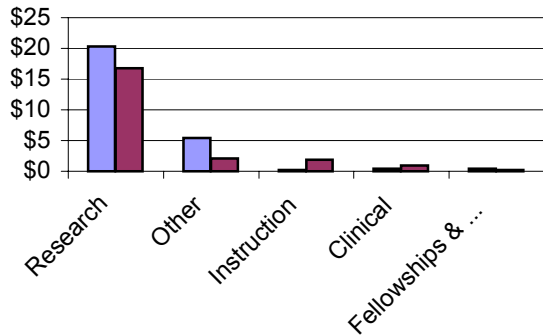
- cc: Coralie Alder
 A. Lorris Betz
 Vincent Bogdanski
 Paul Brinkman
 Jayne Carney
 Arnold B. Combe
 Fred C. Esplin
 Cecelia H. Foxley
 John G. Francis
 Raymond F. Gesteland
 Peter L. Goss
 W. Ralph Hardy
 Jerry Kaplan
 Nancy Lyon
 J. Michael Mattsson
 Barbara K. Nielsen
 David W. Pershing
 Ronald J. Pugmire
 Lee Siegel
 Amy Sikalis
 Laura Snow
 Kimberly Wirthlin

Raymond F. Gesteland
 Vice-President for Research

Part I of V Summary of University Research Activity October 2002

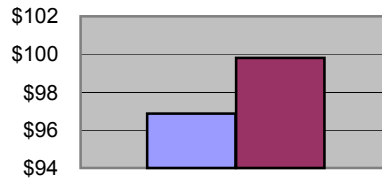
October 2002 vs. October 2001

Awards, In Millions



■ Awards This Month
■ Awards, Same Month Last Year

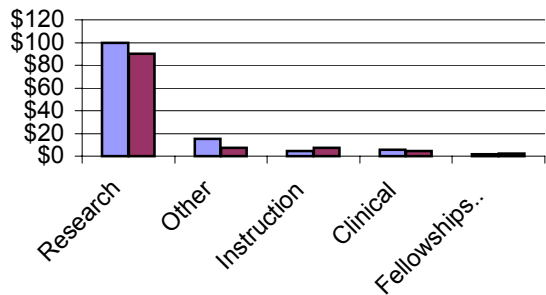
Proposals, In Millions



■ All Proposals, This Month
■ All Proposals, Same Month Last Year

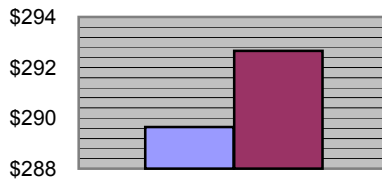
FYTD October 2002 vs. FYTD October 2001

Awards, In Millions



■ Awards, This Fiscal Year To Date
■ Awards, Same Month Last Fiscal Year To Date

Proposals, In Millions



■ All Proposals, This Fiscal Year To Date
■ All Proposals, Last Fiscal Year To Date

VICE-PRESIDENT FOR RESEARCH
October 2002

Part II of V--PROPOSALS AND AWARDS OVER \$2 MILLION

DATE: November 19, 2002

PROPOSALS

	<i>Department</i>	<i>Sponsor Name</i>	<i>Proposal Title</i>	<i>Start Date</i>	<i>End Date</i>	<i>Total Amount</i>
Business						
Verma,Rohit	Management	NSF/Natl Science Fndn	Integrated Product/Service Design And Process Development For High Technology Industries.	9/1/02	8/31/03	\$3,044,533
Engineering						
Siddiqui,Mohammed	Civil/Environ mental Engr	NSF/Natl Science Fndn	NSF 02-148. NSEC- Manufacturing Processes:Environmental Nanosciences & Engineering.	1/1/03	8/1/04	\$15,978,450
Mathews,V John	Electrical Engineering	NSF/Natl Science Fndn	IGERT: Learning Through Teaching In An Industrially- Relevant Bioelectronics Program. Ann NSF 02- 145/Pre-Proposal.	7/1/03	6/30/08	\$2,949,937
Miller,Mark S	Materials Science & Engr	NSF/Natl Science Fndn	IGERT: Molecular Devices For Biochips. Ann NSF 02-145.	10/1/03	9/30/08	\$2,608,239
Medicine						
Hoidal,John R	Internal Medicine	PHS/Public Health Service	Determinants Of Susceptibility And Progression Of Ali.RFA HL-02- 014.	12/1/03	11/30/08	\$2,600,000
Hunt,Steven C	Internal Medicine	PHS/Public Health Service/Natl Inst On Aging	Genetic Epidemiology Of Aging In Utah Pedigrees. Formerly Pid 2001041-Acct.# 59302200-Contract # R01ag18734.	9/1/03	8/31/08	\$6,114,356
Science						
Ehleringer,James R	Biology	NSF/Natl Science Fndn	IGERT: Integrating Stable Isotopes In Ecological And Environmental Sciences. Pre- Proposal. NSF 02-145.	7/1/03	6/30/08	\$2,947,375
VP/Health Sciences						
Kerber,Richard A	Huntsman Cancer Institute	PHS/Public Health Service	Integrating Cancer Syndrome Identification And Gene Discovery.	7/1/03	6/30/06	\$3,091,221

AWARDS

	<i>Department</i>	<i>Sponsor Name</i>	<i>Proposal Title</i>	<i>Start Date</i>	<i>End Date</i>	<i>Total Amount</i>
There were no awards for over \$2 million for October, 2002.						

VICE-PRESIDENT FOR RESEARCH
October 2002
Part III of IV--AWARDS BY SPONSOR

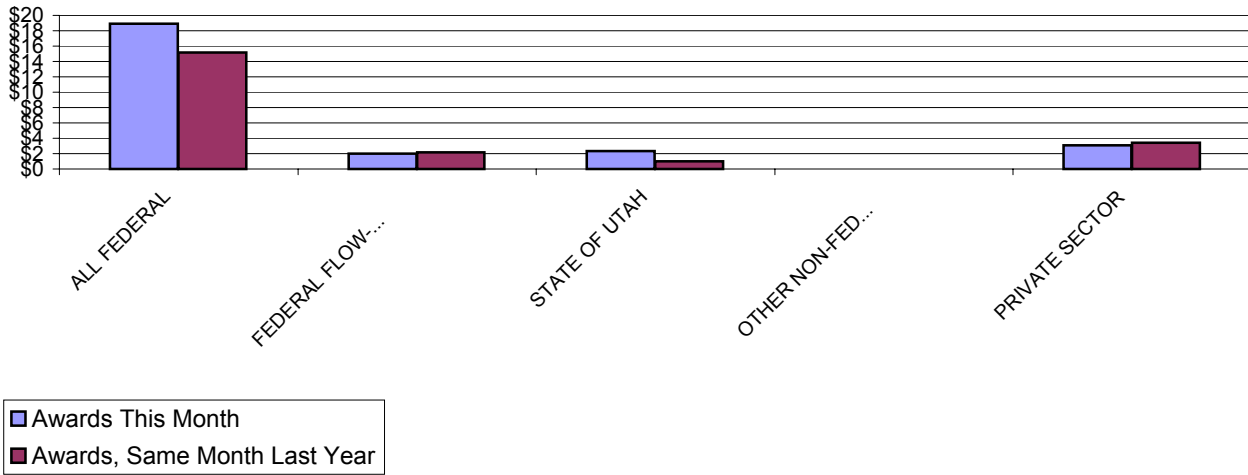
DATE: November 19, 2002

	October 2002		October 2001		FISCAL YEAR TO DATE (7/02-10/02)		FISCAL YEAR TO DATE (7/01-10/01)	
	<u>No.</u>	<u>Total Amt.</u>	<u>No.</u>	<u>Total Amt.</u>	<u>No.</u>	<u>Total Amt.</u>	<u>No.</u>	<u>Total Amt.</u>
ALL FEDERAL	93	\$ 18,930,693	68	\$ 15,191,491	412	\$ 82,916,642	360	\$ 70,572,337
<i>Misc. Federal Agencies</i>	3	362,500	3	236,707	6	926,492	8	941,008
Nat'l Aeronaut/Space Adm	0	-	0	-	4	250,175	4	101,620
Nat'l Endowmt/Humanitie:	0	-	0	-	1	107,331	3	29,993
Nat'l Science Foundation	8	235,410	11	2,522,913	68	11,398,752	52	8,953,663
US Dept of Agriculture	0	-	0	-	1	134,510	3	363,530
US Dept of Commerce	2	90,567	1	48,970	5	185,271	3	206,319
US Dept of Defense	7	352,227	5	980,900	19	1,568,926	10	1,155,612
US Dept of Education	1	496,559	1	75,251	11	2,127,121	11	1,642,834
US Dept of Energy	14	2,478,303	10	629,984	36	4,690,582	31	4,650,198
US Dept of the Interior	3	16,200	4	31,881	16	560,089	10	275,776
US Dept of Transportation	0	-	1	70,000	0	-	1	70,000
US Environmental Prot Agc	1	75,000	0	-	2	100,000	1	5,000
US Health & Human Servs	54	14,823,927	32	10,594,885	243	60,867,393	223	52,176,784
US Veterans Admin	0	-	0	-	0	-	0	-
FEDERAL FLOW-DOWN	33	1,962,978	48	2,162,474	147	7,611,757	139	6,613,732
STATE OF UTAH	19	2,336,888	16	1,008,801	65	4,766,544	74	3,992,529
OTHER NON-FED GOVT.	0	-	1	1,500	5	133,765	3	27,500
PRIVATE SECTOR	60	3,095,577	75	3,389,749	280	29,729,597	324	28,055,763
Commercial Sponsors	39	1,686,948	45	2,414,897	149	10,011,742	166	9,163,135
Not-For-Profit Sponsors	21	1,408,629	30	974,852	131	19,717,855	158	18,892,628
GRAND TOTALS	205	\$ 26,326,136	208	\$ 21,754,015	909	\$ 125,158,305	900	\$ 109,261,861

Part III of V Summary of Awards by Sponsor October 2002

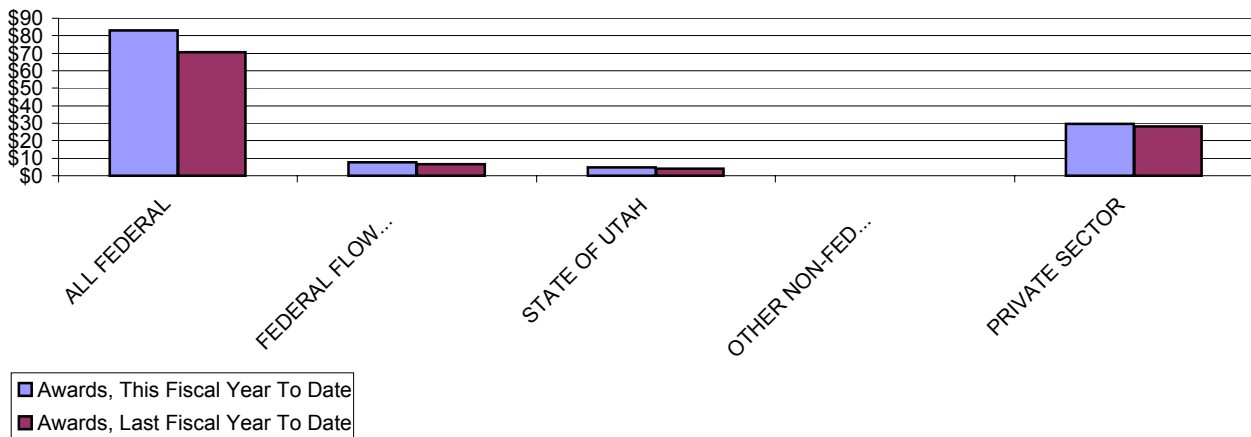
October 2002 vs. October 2001

Awards, In Millions



FYTD October 2002 vs. FYTD October 2001

Awards, In Millions



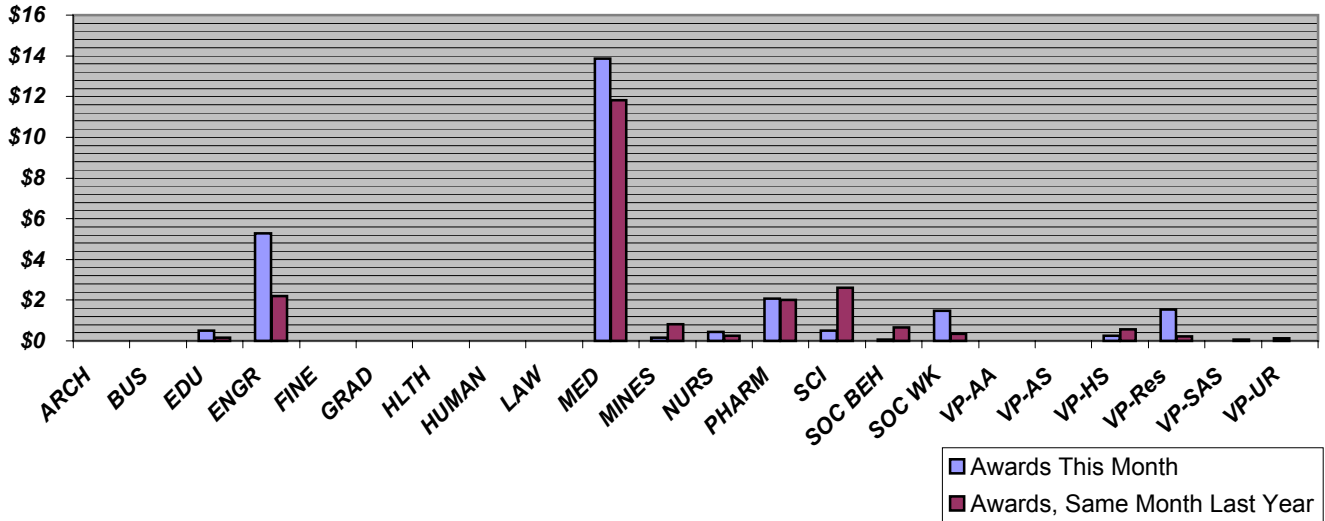
VICE-PRESIDENT FOR RESEARCH
October 2002
Part IV of V--AWARDS BY COLLEGE

DATE: November 19, 2002

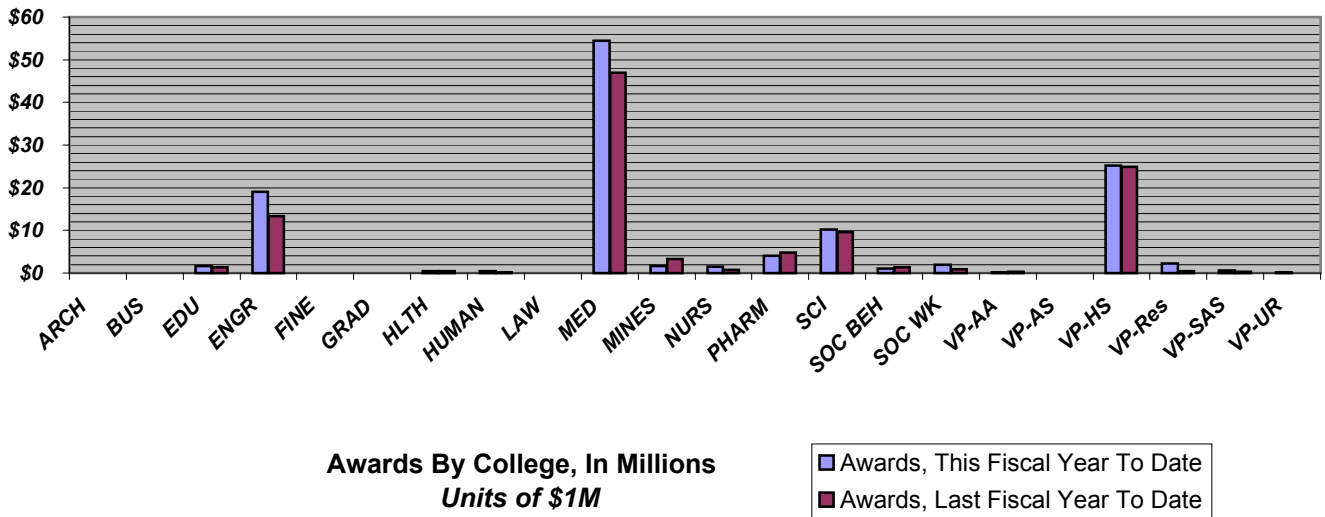
	October 2002		October 2001		FISCAL YEAR TO DATE (7/02-10/02)		FISCAL YEAR TO DATE (7/01-10/01)	
	<u>No.</u>	<u>Total Amt.</u>	<u>No.</u>	<u>Total Amt.</u>	<u>No.</u>	<u>Total Amt.</u>	<u>No.</u>	<u>Total Amt.</u>
ARCHITECTURE	1	4,818	0	-	3	54,008	0	-
BUSINESS	1	10,000	0	-	2	12,000	0	-
EDUCATION	1	496,559	2	150,720	9	1,703,007	9	1,421,990
ENGINEERING	53	5,266,302	41	2,213,543	165	19,065,173	155	13,422,729
FINE ARTS	0	-	0	-	3	54,500	1	-
GRADUATE SCHOOL	0	-	0	-	1	37,270	1	17,940
HEALTH	1	8,877	5	(3,513)	9	398,043	14	496,826
HUMANITIES	1	3,350	0	-	6	497,181	4	212,352
LAW	0	-	0	-	0	-	3	-
MEDICINE	98	13,846,879	93	11,817,283	371	54,440,185	351	46,980,648
MINES & EARTH SCIENCES	8	162,030	12	831,078	41	1,583,681	37	3,252,533
NURSING	2	433,360	2	249,969	10	1,527,456	9	784,915
PHARMACY	5	2,088,490	4	2,001,917	31	4,078,246	35	4,838,693
SCIENCE	13	507,393	15	2,600,531	91	10,199,102	77	9,641,043
SOCIAL & BEHAVIORAL SCIENCES	1	71,853	15	670,662	24	1,004,182	28	1,281,895
SOCIAL WORK	6	1,489,010	5	358,432	18	1,946,277	16	946,658
VP/ACADEMIC AFFAIRS	0	-	1	1,381	6	179,443	11	227,651
VP/ADMINISTRATIVE SERVICES	0	-	0	-	0	-	1	37,500
VP/HEALTH SCIENCES	10	259,940	11	553,462	97	25,253,575	132	24,851,540
VP/RESEARCH	1	1,531,008	1	233,299	11	2,319,592	8	423,409
VP/STUDENT AFFAIRS & SERVICES	1	10,000	1	75,251	7	600,116	5	353,539
VP/UNIVERSITY RELATIONS	2	136,267	0	-	4	205,268	3	70,000
GRAND TOTALS	205	\$26,326,136	208	\$21,754,015	909	\$125,158,305	900	\$109,261,861

Part IV of V Summary of Awards by College October 2002

October 2002 vs. October 2001



FYTD October 2002 vs. FYTD October 2001



**Awards By College, In Millions
Units of \$1M**

■ Awards, This Fiscal Year To Date
■ Awards, Last Fiscal Year To Date

VICE-PRESIDENT FOR RESEARCH
October 2002
Part IV of IV--GENERAL COLLEGE ACTIVITY

DATE: November 19, 2002

		October 2002		October 2001		FISCAL YEAR TO DATE (7/02-10/02)		FISCAL YEAR TO DATE (7/01-10/01)	
		<u>No.</u>	<u>Total Amt.</u>	<u>No.</u>	<u>Total Amt.</u>	<u>No.</u>	<u>Total Amt.</u>	<u>No.</u>	<u>Total Amt.</u>
ARCHITECTURE									
Proposals		1	2,500	0	-	1	2,500	0	-
Awards	Research	1	4,818	0	-	2	52,638	0	-
	Other	0	-	0	-	1	1,370	0	-
	Instruction	0	-	0	-	0	-	0	-
	Clinical	0	-	0	-	0	-	0	-
	Totals	1	4,818	0	-	3	54,008	0	-
BUSINESS									
Proposals		2	3,334,910	0	-	7	3,624,732	0	-
Awards	Research	0	-	0	-	1	2,000	0	-
	Other	1	10,000	0	-	1	10,000	0	-
	Instruction	0	-	0	-	0	-	0	-
	Clinical	0	-	0	-	0	-	0	-
	Totals	1	10,000	0	-	2	12,000	0	-
EDUCATION									
Proposals		0	-	0	-	7	2,547,723	2	491,793
Awards	Research	0	-	1	115,720	4	350,250	3	429,151
	Other	1	496,559	1	35,000	2	735,559	2	207,000
	Instruction	0	-	0	-	3	617,198	4	785,839
	Clinical	0	-	0	-	0	-	0	-
	Totals	1	496,559	2	150,720	9	1,703,007	9	1,421,990
ENGINEERING									
Proposals		34	37,034,436	22	11,706,781	102	56,413,550	94	25,343,487
Awards	Research	43	5,037,387	38	2,164,459	142	18,424,310	144	13,334,208
	Other	6	146,415	3	49,084	17	383,363	8	166,521
	Instruction	4	82,500	0	-	6	257,500	3	(78,000)
	Clinical	0	-	0	-	0	-	0	-
	Totals	53	5,266,302	41	2,213,543	165	19,065,173	155	13,422,729
FINE ARTS									
Proposals		0	-	0	-	2	22,460	0	-
Awards	Research	0	-	0	-	0	-	0	-
	Other	0	-	0	-	2	32,500	1	-
	Instruction	0	-	0	-	1	22,000	0	-
	Clinical	0	-	0	-	0	-	0	-
	Totals	0	-	0	-	3	54,500	1	-

		October 2002		October 2001		FISCAL YEAR TO DATE (7/02-10/02)		FISCAL YEAR TO DATE (7/01-10/01)	
		<u>No.</u>	<u>Total Amt.</u>	<u>No.</u>	<u>Total Amt.</u>	<u>No.</u>	<u>Total Amt.</u>	<u>No.</u>	<u>Total Amt.</u>
GRADUATE SCHOOL									
<i>Proposals</i>		0	-	0	-	1	37,270	1	1,406,524
<i>Awards</i>	Research	0	-	0	-	0	-	0	-
	Other	0	-	0	-	1	37,270	0	-
	Instruction	0	-	0	-	0	-	1	17,940
	Clinical	0	-	0	-	0	-	0	-
	<i>Totals</i>	0	-	0	-	1	37,270	1	17,940
HEALTH									
<i>Proposals</i>		0	-	1	10,000	6	751,924	11	1,759,449
<i>Awards</i>	Research	0	-	2	(6,387)	2	18,940	4	47,122
	Other	1	8,877	3	2,874	6	355,103	9	413,704
	Instruction	0	-	0	-	1	24,000	1	36,000
	Clinical	0	-	0	-	0	-	0	-
	<i>Totals</i>	1	8,877	5	(3,513)	9	398,043	14	496,826
HUMANITIES									
<i>Proposals</i>		1	3,000	1	3,000	6	353,067	5	137,675
<i>Awards</i>	Research	1	3,350	0	-	3	245,350	2	206,352
	Other	0	-	0	-	2	108,831	1	2,000
	Instruction	0	-	0	-	1	143,000	1	4,000
	Clinical	0	-	0	-	0	-	0	-
	<i>Totals</i>	1	3,350	0	-	6	497,181	4	212,352
LAW									
<i>Proposals</i>		0	-	0	-	0	-	2	74,280
<i>Awards</i>	Research	0	-	0	-	0	-	3	-
	Other	0	-	0	-	0	-	0	-
	Instruction	0	-	0	-	0	-	0	-
	Clinical	0	-	0	-	0	-	0	-
	<i>Totals</i>	0	-	0	-	0	-	3	-
MEDICINE									
<i>Proposals</i>		43	37,549,312	54	49,477,457	188	112,466,892	208	140,829,499
<i>Awards</i>	Research	63	10,798,446	51	9,402,744	245	42,378,762	217	35,569,611
	Other	21	2,559,834	51	1,393,642	66	5,679,482	30	3,651,198
	Instruction	3	48,902	9	132,277	27	2,674,507	47	3,878,643
	Clinical	11	439,697	17	888,620	33	3,707,434	57	3,881,196
	<i>Totals</i>	98	13,846,879	128	11,817,283	371	54,440,185	351	46,980,648
MINES & EARTH SCIENCES									
<i>Proposals</i>		8	2,606,534	4	727,058	42	9,829,576	31	5,455,941
<i>Awards</i>	Research	5	147,830	9	819,078	33	1,414,020	27	2,968,556
	Other	3	14,200	3	12,000	8	169,661	10	283,977
	Instruction	0	-	0	-	0	-	0	-
	Clinical	0	-	0	-	0	-	0	-
	<i>Totals</i>	8	162,030	12	831,078	41	1,583,681	37	3,252,533

	October 2002		October 2001		FISCAL YEAR TO DATE (7/02-10/02)		FISCAL YEAR TO DATE (7/01-10/01)	
	<u>No.</u>	<u>Total Amt.</u>	<u>No.</u>	<u>Total Amt.</u>	<u>No.</u>	<u>Total Amt.</u>	<u>No.</u>	<u>Total Amt.</u>

NURSING

Proposals	2	984,594	4	2,065,321	6	2,501,151	9	3,515,027
Awards								
Research	1	-	2	249,969	9	1,094,096	8	683,813
Other	1	433,360	0	-	1	433,360	0	-
Instruction	0	-	0	-	0	-	1	101,102
Clinical	0	-	0	-	0	-	0	-
Totals	2	433,360	2	249,969	10	1,527,456	9	784,915

PHARMACY

Proposals	2	93,843	9	4,341,065	26	14,173,712	30	13,184,354
Awards								
Research	4	2,072,522	2	1,921,637	21	3,477,544	25	4,300,986
Other	0	-	2	80,280	8	556,789	9	489,386
Instruction	1	15,968	0	-	2	43,913	0	-
Clinical	0	-	0	-	0	-	1	48,321
Totals	5	2,088,490	4	2,001,917	31	4,078,246	35	4,838,693

SCIENCE

Proposals	18	8,313,813	19	19,094,902	75	40,710,293	73	50,400,387
Awards								
Research	11	448,447	11	944,689	84	9,958,944	69	7,470,490
Other	1	47,444	1	1,550	5	184,444	4	416,301
Instruction	1	11,502	3	1,654,292	2	55,714	4	1,754,252
Clinical	0	-	0	-	0	-	0	-
Totals	13	507,393	15	2,600,531	91	10,199,102	77	9,641,043

SOCIAL & BEHAVIORAL SCIENCES

Proposals	1	1,681,875	5	3,354,023	13	6,958,349	20	6,704,559
Awards								
Research	1	71,853	15	670,662	17	927,065	22	1,121,991
Other	0	-	0	-	6	23,050	4	86,676
Instruction	0	-	0	-	1	54,067	2	73,228
Clinical	0	-	0	-	0	-	0	-
Totals	1	71,853	15	670,662	24	1,004,182	28	1,281,895

SOCIAL WORK

Proposals	1	248,572	1	91,700	9	1,276,390	6	5,793,635
Awards								
Research	1	2,500	0	-	2	(3,058)	1	28,500
Other	5	1,486,510	4	234,063	16	1,949,335	13	768,789
Instruction	0	-	1	124,369	0	-	2	149,369
Clinical	0	-	0	-	0	-	0	-
Totals	6	1,489,010	5	358,432	18	1,946,277	16	946,658

VP FOR ACADEMIC AFFAIRS*

Proposals	3	476,550	5	1,342,030	8	559,946	7	1,654,998
Awards								
Research	0	-	1	1,381	1	8,367	1	1,381
Other	0	-	0	-	5	171,076	10	226,270
Instruction	0	-	0	-	0	-	0	-
Clinical	0	-	0	-	0	-	0	-
Totals	0	-	1	1,381	6	179,443	11	227,651

		October 2002		October 2001		FISCAL YEAR TO DATE (7/02-10/02)		FISCAL YEAR TO DATE (7/01-10/01)	
		<u>No.</u>	<u>Total Amt.</u>	<u>No.</u>	<u>Total Amt.</u>	<u>No.</u>	<u>Total Amt.</u>	<u>No.</u>	<u>Total Amt.</u>
VP FOR ADMINISTRATIVE SERVICES*									
Proposals		0	-	0	-	0	-	1	37,500
Awards	Research	0	-	0	-	0	-	0	-
	Other	0	-	0	-	0	-	1	37,500
	Instruction	0	-	0	-	0	-	0	-
	Clinical	0	-	0	-	0	-	0	-
	Totals	0	-	0	-	0	-	1	37,500
VP FOR HEALTH SCIENCES*									
Proposals		9	4,477,123	1	7,105,125	31	37,254,132	33	33,424,515
Awards	Research	4	145,040	7	415,262	72	19,891,326	119	23,717,913
	Other	4	112,900	1	83,200	15	3,508,392	4	463,709
	Instruction	1	2,000	0	-	1	2,000	1	77,418
	Clinical	1	-	3	55,000	9	1,851,857	8	592,500
	Totals	10	259,940	11	553,462	97	25,253,575	132	24,851,540
VP FOR RESEARCH*									
Proposals		0	-	1	414,500	2	35,178	4	2,223,545
Awards	Research	1	1,531,008	0	-	2	1,621,083	4	109,110
	Other	0	-	1	233,299	9	698,509	4	314,299
	Instruction	0	-	0	-	0	-	0	-
	Clinical	0	-	0	-	0	-	0	-
	Totals	1	1,531,008	1	233,299	11	2,319,592	8	423,409
VP FOR STUDENT AFFAIRS & SERVICES*									
Proposals		0	-	0	-	1	15,481	0	-
Awards	Research	0	-	1	75,251	1	75,251	1	75,251
	Other	1	10,000	0	-	3	25,500	1	14,894
	Instruction	0	-	0	-	3	499,365	3	263,394
	Clinical	0	-	0	-	0	-	0	-
	Totals	1	10,000	1	75,251	7	600,116	5	353,539
VP FOR UNIVERSITY RELATIONS*									
Proposals		2	54,999	2	77,000	3	120,999	6	214,279
Awards	Research	0	-	0	-	0	-	1	25,000
	Other	2	136,267	0	-	4	205,268	1	40,000
	Instruction	0	-	0	-	0	-	1	5,000
	Clinical	0	-	0	-	0	-	0	-
	Totals	2	136,267	0	-	4	205,268	3	70,000
Totals, Proposals		127	96,862,061	129	99,809,962	536	289,655,325	543	292,651,447
Totals, AWARDS		205	\$26,326,136	243	\$21,754,015	909	\$125,158,305	900	\$109,261,861

* Amounts for Vice-Presidents' Offices may reflect activity by Institutes, Centers & other discrete organizational entities that report directly to their cognizant Vice Presidents, rather than to a College or Graduate School.