

DATE: October 22, 2004

TO: Michael K. Young
 FROM: Raymond F. Gesteland
 SUBJECT: 6-Part Monthly Activity Report

Part I of VI--RESEARCH ACTIVITY SUMMARY

	September 2004		September 2003		FISCAL YEAR TO DATE (7/04-9/04)		FISCAL YEAR TO DATE (7/03-9/03)	
	<u>No.</u>	<u>Total Amt.</u>	<u>No.</u>	<u>Total Amt.</u>	<u>No.</u>	<u>Total Amt.</u>	<u>No.</u>	<u>Total Amt.</u>
PROPOSALS*	190	\$ 115,393,960	172	\$ 87,942,934	491	\$ 259,364,215	500	\$ 255,130,062
AWARDS								
Research	122	\$21,661,367	141	\$23,819,638	482	\$84,641,376	502	\$81,416,626
Other	32	2,388,455	48	1,394,118	145	13,482,620	122	4,894,593
Instruction	37	6,162,534	11	1,532,184	80	12,652,718	59	7,782,523
Clinical	21	898,961	17	952,207	77	2,791,409	63	4,373,225
SUBTOTALS	212	31,111,317	217	27,698,147	784	113,568,123	746	98,466,967
Fellowships & Financial Aids		116,965		317,814		1,790,748		1,947,927
ALL AWARD TOTALS		\$ 31,228,282		\$ 28,015,961		\$ 115,358,871		\$ 100,414,894

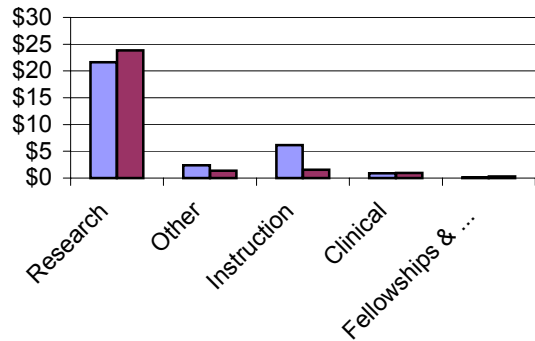
- cc: Coralie Alder
 James R. Bardsley
 A. Lorris Betz
 Jeffrey R. Botkin
 Paul Brinkman
 Brent Brown
 Arnold B. Combe
 Fred C. Esplin
 John G. Francis
 Raymond F. Gesteland
 Jerry Kaplan
 Richard E. Kendell
 Elliott C. Kulakowski
 Gary D. Levy
 Nancy Lyon
 J. Michael Mattsson
 Barbara K. Nielsen
 David W. Pershing
 Ronald J. Pugmire
 Lee Siegel
 Laura Snow
 Jeffrey J. West
 Kimberly Wirthlin

Raymond F. Gesteland
 Vice-President for Research

Part I of VI Summary of University Research Activity September 2004

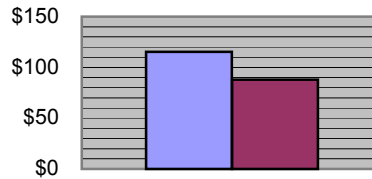
September 2004 vs. September 2003

Awards, In Millions



■ Awards This Month
■ Awards, Same Month Last Year

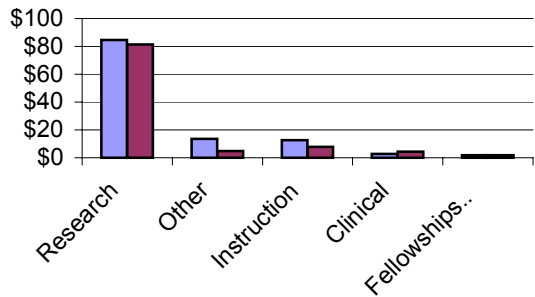
Proposals, In Millions



■ All Proposals, This Month
■ All Proposals, Same Month Last Year

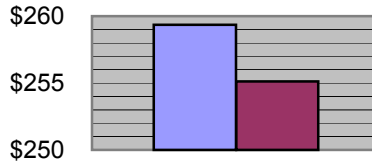
FYTD September 2004 vs. FYTD September 2003

Awards, In Millions



■ Awards, This Fiscal Year To Date
■ Awards, Same Month Last Fiscal Year To Date

Proposals, In Millions



■ All Proposals, This Fiscal Year To Date
■ All Proposals, Last Fiscal Year To Date

VICE-PRESIDENT FOR RESEARCH
September 2004

Part II of VI--PROPOSALS AND AWARDS OVER \$1 MILLION

DATE: October 22, 2004

PROPOSALS

	<i>Department</i>	<i>Sponsor Name</i>	<i>Proposal Title</i>	<i>Start Date</i>	<i>End Date</i>	<i>Total Amount</i>
College of Engineering						
Macleod, Robert S	Computing, School Of	PHS/Public Health Service	Interdisciplinary Training Program In Computational Bioengineering.	7/1/05	6/30/10	\$1,331,579
Blair, Steven M	Electr & Computer Engr	PHS/Public Health Service	Quantitative Study And Comparison Of Enhanced Molecular Fluorescence By Periodic Metallic Nanostructure Architectures.	6/1/05	5/31/09	\$1,241,050
School of Medicine						
Bull, David A	Surgery	PHS/Public Health Service	Specialized Centers For Cell- Based Therapy & Data & Coordinating Center.	9/1/05	8/31/10	\$11,649,995
Light, Alan R	Anesthesiology	PHS/Public Health Service	Persistent Pain: Peripheral And CNS Mechanisms.	7/1/05	6/30/10	\$7,182,619
Slattery, Martha L	Family & Preventive Med	PHS/Public Health Service	Energy Balance And Colon Cancer In African-Americans And Caucasians.	7/1/05	6/30/10	\$6,364,695
Liou, Theodore G	Internal Medicine	PHS/Public Health Service	Airway Inflammation In Cystic Fibrosis.	7/1/05	6/30/10	\$3,428,562
Kushner, James P	Internal Medicine	PHS/Public Health Service	Research Training In Hematology.	7/1/05	6/30/10	\$2,811,888
Light, Alan R	Anesthesiology	PHS/Public Health Service	Long-Term Hyperalgesia Mediated By Spinal Dorsal Horn.	7/1/05	6/30/10	\$2,328,886
Hunt, Steven C	Internal Medicine	PHS/Public Health Service	The Family Blood Pressure Program (Hypergen Network).	7/1/05	6/30/08	\$2,138,620
Kishore, Bellamkonda	Internal Medicine	PHS/Public Health Service	Purinergic And Prostanoid Interactions In Acquired NDI.	7/1/05	6/30/10	\$1,868,750
Litwin, Christine M	Pathology	PHS/Public Health Service	Virulence Mechanisms Of Bartonella Henselae Cohemolysins.	7/1/05	6/30/10	\$1,868,750
Yang, Tianxin	Internal Medicine	PHS/Public Health Service	Cox-2 And Calcineurin In Chronic Renal Failure.	7/1/05	6/30/10	\$1,848,950
Tsai, Schickwann	Internal Medicine	PHS/Public Health Service	Development Of Natural Killer Cells.	7/1/05	6/30/10	\$1,681,875
Brockmeyer, Douglas L	Neurosurgery	Childrens Hosp / Pittsburgh (Prime HHS / NINDS)	Pediatric Traumatic Brain Injury Consortium: Hypothermia.	7/1/05	7/1/09	\$1,664,227

PROPOSALS (continued)

	<i>Department</i>	<i>Sponsor Name</i>	<i>Proposal Title</i>	<i>Start Date</i>	<i>End Date</i>	<i>Total Amount</i>
School of Medicine (continued)						
Xu, Ping	Internal Medicine	PHS/Public Health Service	Tumor Suppressor-Controlled Transcription Of Human XOR Gene.	7/1/05	6/30/10	\$1,657,125
Rutter, Jared D	Biochemistry	PHS/Public Health Service	The Role Of PAS Kinase In Beta-Cell Function.	7/1/05	6/30/10	\$1,655,900
Howes, Kimberly A	Ophthalmology	PHS/Public Health Service	Elucidating The Role Of Rage In AMD Progression.	7/1/05	6/30/09	\$1,495,000
Varner, Michael W	Obstetrics & Gynecology	PHS/Public Health Service	Early Identification Of Pregnancies At Risk For Pre-Eclampsia.	7/1/05	6/30/09	\$1,495,000
Carroll, Dana	Biochemistry	PHS/Public Health Service	Gene Targeting In Planaria.	7/1/05	6/30/09	\$1,420,592
Hegmann, Kurt T	Family & Preventive Med	HHS / Ctrs Dis Ctl / Natl Inst Occupa Safe	Home Healthcare Workers: Needlestick And Sharps Injuries.	7/1/04	6/30/07	\$1,345,500
Zeng, Geng-Sheng L	Radiology	PHS/Public Health Service	Small Animal SPECT With A Spinning-Slit Collimator.	7/1/05	6/30/10	\$1,295,750
Hunt, Steven C	Internal Medicine	Univ Of Med & Dent Of NJ (Prime HHS / NIH)	Weight Loss, Telomere Dynamics And Oxidative Stress.	7/1/05	6/30/10	\$1,243,236
Fults, Daniel W	Neurosurgery	PHS/Public Health Service	Somatic Cell Transfer To Model Medulloblastoma In Mice.	7/1/04	6/30/08	\$1,046,500
Warters, Raymond L	Radiation Oncology	DOE (US Dept Of Energy) / Biol Environ Res	Characterization Of The Role Of TP53 Turnover Rates In Low IR Dose Sensitivity.	3/1/05	2/29/08	\$1,010,947
College of Mines & Earth Sciences						
Sohn, Hong Y	Metallurgical Engineering	Michigan Tech Univ (Prime NSF)	NSF MRSEC: Center For Fundamental Studies Of Advanced Sustainable Primary Metals.	9/1/05	8/31/11	\$2,199,892
College of Nursing						
Murphy, Patricia A	Nursing	HHS / Adm On Healthcare Res Qual	The Optimality Index: Innovation In Perinatal Research.	7/1/05	6/30/08	\$1,202,835
College of Pharmacy						
Blumenthal, Donald K	Pharmacology & Toxicology	PHS/Public Health Service	Themes And Variations In PKA Structure And Function.	7/1/05	6/30/10	\$1,868,750
Balagurunathan, Kuber	Medicinal Chemistry	PHS/Public Health Service	Heparanomics: Structure-Function Relationships.	7/1/05	6/30/10	\$1,848,950
Veranth, John M	Pharmacology & Toxicology	PHS/Public Health Service	Mechanisms Of Lung Cell Inflammation By Fine Ambient Soil Dust.	1/1/06	12/31/10	\$1,358,125

PROPOSALS (continued)

	<i>Department</i>	<i>Sponsor Name</i>	<i>Proposal Title</i>	<i>Start Date</i>	<i>End Date</i>	<i>Total Amount</i>
College of Pharmacy (continued)						
Schmidt, Eric W	Medicinal Chemistry	PHS/Public Health Service	Bioactive Products From Uncultured Fungi.	7/1/05	6/30/10	\$1,308,125
Moos, Philip J	Pharmacology & Toxicology	PHS/Public Health Service	The Role Of Selenoproteins In The Etiology Of Cancer.	7/1/05	6/30/09	\$1,233,625
Cutler, N Shane	Pharmacology & Toxicology	PHS/Public Health Service	Glucuronidation Of NNAL In Human Lung Cells.	7/1/05	6/30/09	\$1,074,965
Reilly, Christopher A	Pharmacology & Toxicology	PHS/Public Health Service	Oxygenation And Dehydrogenation Of Capsaicinoids By P450.	7/1/05	6/30/09	\$1,046,500
College of Science						
Jui, Charles C H	Physics	NSF/Natl Science Fndn	Standard Telescope Array (STA).	3/1/05	2/28/08	\$1,934,468
Sokolsky, Pierre V	Physics	NSF/Natl Science Fndn	Study Of The Highest Energy Cosmic Rays With The Pierre Auger Observatory.	8/1/04	8/1/07	\$1,212,713
Eyring, Edward M	Chemistry	Univ Of Kentucky (Prime DOE)	Development Of High Surface Area Water-Gas Shift Catalysts.	7/1/05	6/30/08	\$1,080,100
Sr VP/Academic Affairs						
Kerber, Richard A	Huntsman Cancer Institute	PHS/Public Health Service	Very Large Family Genome Scans For Multiple Cancers.	7/1/05	6/30/10	\$2,418,302
Jones, David A	Huntsman Cancer Institute	PHS/Public Health Service	APC And Retinoids In Zebrafish Enterocyt Development.	7/1/05	6/30/10	\$1,681,875
Kuwada, Scott K	Huntsman Cancer Institute	PHS/Public Health Service	Beta 1 Integrins In Intestinal Epithelial Development.	7/1/05	6/30/10	\$1,655,145
Lee, Ruey-Min	Huntsman Cancer Institute	PHS/Public Health Service	In Vivo Delivery Of BCL-2 Targeting Compounds By HPMA Copolymer.	7/1/05	6/30/10	\$1,495,000

AWARDS

College of Engineering						
Solzbacher, Florian	Electr & Computer Engr	HHS / NIH / Natl Inst Neurol Dis Stro	Development Of A Fully Integrated, Biocompatible Micropower Chronic Neural Recording Array.	9/30/04	9/29/08	\$1,340,193
School of Medicine						
Hoidal, John R	Internal Medicine	HHS / NIH / Natl Heart Lung & Blood	Genetics And Consequences Of Nicotine Addiction.	9/30/02	8/31/07	\$2,315,015
Buys, Sandra S	Internal Medicine	HHS / NIH / Natl Cancer Instit	Prostate, Lung, Colorectal And Ovarian (PLCO) Cancer Screening Trial. National Lung Screening Trial (NLST).	7/1/02	6/30/09	\$1,548,120

AWARDS (continued)

	<i>Department</i>	<i>Sponsor Name</i>	<i>Proposal Title</i>	<i>Start Date</i>	<i>End Date</i>	<i>Total Amount</i>
School of Medicine (continued)						
Lyon, Joseph L	Family & Preventive Med	HHS / Ctrs Disease Ctl	Thyroid Disease In People Exposed To Radioactive Fallout: Phase 3.	9/1/04	8/31/05	\$1,499,988
Flanigan, Kevin M	Human Genetics	HHS / NIH / Natl Inst Neurol Dis Stro	Translational Research In The Dystrophinopathies.	5/15/02	7/31/05	\$1,137,965
Hunt, Steven C	Internal Medicine	HHS / NIH / Natl Heart Lung & Blood	Hypergen Network Administration Center And Utah Field Center.	9/1/00	6/30/05	\$1,038,363
Hegmann, Kurt T	Family & Preventive Med	HHS / Ctrs Disease Ctl / Natl Inst Occupa Safe Health	Educational Resource Center. Occupational Safety & Health Education & Research Training Grant.	7/1/02	6/30/07	\$1,031,485
College of Pharmacy						
White, H Steve	Pharmacology & Toxicology	HHS / NIH / Natl Inst Neurol Dis Stro	Identification And Characterization Of Novel Therapeutics For The Treatment And Prevention Of Epilepsy.	7/30/04	7/29/09	\$2,220,131
College of Science						
Keener, James P	Mathematics	NSF/Natl Science Fndn	Research Training Group In Mathematical And Computational Biology.	6/4/04	8/31/07	\$1,800,000
College of Social & Behavioral Science						
Hepner, George F	Geography	EPA/US Environ Protect Ag	Applied Environmental Research For The US-Mexico Border.	6/1/03	8/31/06	\$2,485,300
Sr VP/Health Sciences						
Burt,Randall W	Huntsman Cancer Institute	HHS / NIH / Natl Cancer Instit	Molecular & Clinical Approaches To Colon Cancer Precursors.	9/1/03	8/31/08	\$2,429,471

VICE-PRESIDENT FOR RESEARCH
September 2004
Part III of VI--TOP 10 "OTHER" AWARDS

DATE: October 22, 2004

	<i>Department</i>	<i>Sponsor Name</i>	<i>Title</i>	<i>Start Date</i>	<i>End Date</i>	<i>Total Amount</i>
Dean, J Michael	Pediatrics	HHS / HRSA / Matern Chld Hlth Bur	Emergency Medical Service For Children Network Development.	9/1/02	8/31/05	\$497,222
Petersen, Marta J	Telemedicine Outreach	HHS / HRSA / Off For Adv Of Teleh	Utah Telehealth Network Comprehensive Telehealth Services.	9/1/04	2/28/06	\$366,867
Lee, Gregory J	Red Butte Garden/Arboret	IMLS/Inst Mus & Lib Serv	Interpretive Technologies Project.	10/1/04	9/30/06	\$247,903
Samore, Matthew H	Internal Medicine	HHS / Ctrs for Disease Ctl	Applied Research On Antimicrobial Resistance.	9/30/01	9/29/05	\$214,700
Oderda, Gary M	Pharmacy Practice	Tap Pharmaceut Products Inc	Characterization Of Therapy And Costs For Patients With Uterine Fibroids In Utah Medicaid.	9/1/04	8/31/05	\$143,688
Dutson, Sheryl M	Pharmaceut & Pharm Chem	Baxter Healthcare Corp	Guinea Pig Maximization Testing Of Various Medical Devices.	7/1/99	6/30/05	\$131,000
Peay, Wayne J	Eccles Health Sci Library	HHS / NIH / Natl Library Of Medicine	National Network Of Libraries Of Medicine (NN/LM).	5/1/01	4/30/06	\$125,917
Petersen, Michael A	Utah Education Network	DOC (US Dept Commerce) / Natl Inst Standards Tech	KULC-TV Non-Broadcast PTDP Grant.	10/1/04	9/30/05	\$111,416
Durrant, Lynne H	Health Promotion & Educa	DOJ (US Dept Justice) / Juv Just & Deliq Prev	Project To Empower Citizens In West Jordan, Salt Lake County, Utah, To Create Initiatives Targeting The Use Of Illegal Drugs. Drug-Free Communities Support.	10/1/03	9/30/05	\$99,923
Hale, Kris T	Child Care Coordinator	DoE/US Dept Of Education	Campus Child Care For Student Parents: A Service Model For Low Income Parents.	10/1/01	9/30/05	\$75,000

VICE-PRESIDENT FOR RESEARCH
September 2004
Part IV of VI--AWARDS BY SPONSOR

DATE: October 22, 2004

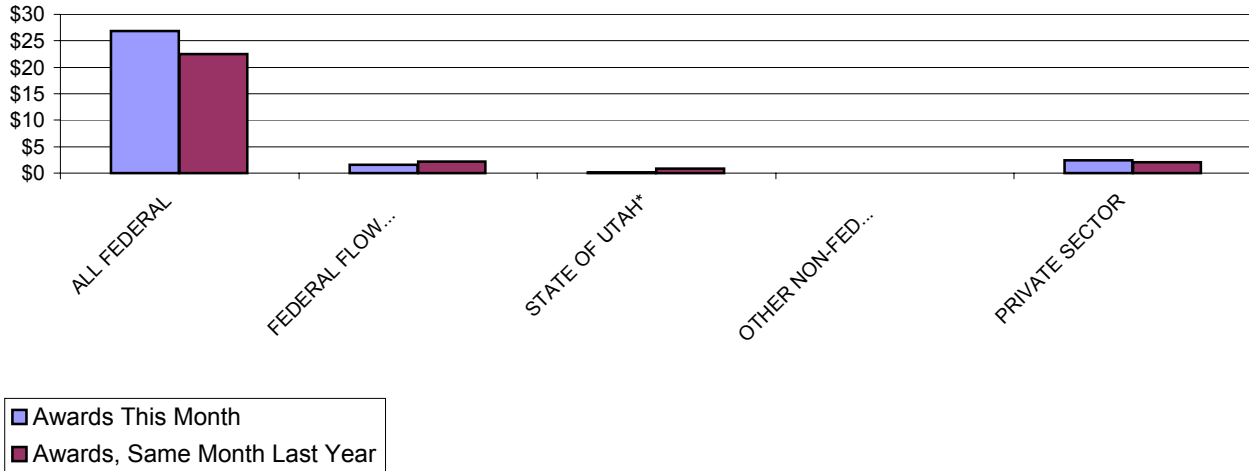
	September 2004		September 2003		FISCAL YEAR TO DATE (7/04-9/04)		FISCAL YEAR TO DATE (7/03-9/03)	
	<u>No.</u>	<u>Total Amt.</u>	<u>No.</u>	<u>Total Amt.</u>	<u>No.</u>	<u>Total Amt.</u>	<u>No.</u>	<u>Total Amt.</u>
ALL FEDERAL	113	\$ 26,888,288	93	\$ 22,542,699	378	\$ 85,966,928	351	\$ 69,883,044
<i>Misc. Federal Agencies</i>	2	347,826	2	346,335	4	790,502	2	346,335
Nat'l Aeronaut/Space Adm	3	192,750	3	85,000	4	215,550	6	183,446
Nat'l Endowmt/Humanities	0	-	1	24,504	0	-	1	24,504
Nat'l Science Foundation	7	3,163,357	21	8,163,270	44	9,429,215	64	14,242,668
US Dept of Agriculture	0	-	1	12,441	3	344,376	2	87,401
US Dept of Commerce	2	183,370	0	-	4	325,900	5	350,377
US Dept of Defense	4	956,290	3	247,731	7	1,719,427	7	666,936
US Dept of Education	2	267,314	0	-	7	1,298,512	8	1,366,892
US Dept of Energy	11	2,154,027	5	848,982	26	3,774,965	20	2,628,170
US Dept of the Interior	8	153,607	2	46,043	19	3,305,469	18	390,064
US Dept of Transportation	1	74,665	1	61,826	3	129,153	1	61,826
US Environmental Prot Agcy	10	2,417,651	0	-	17	2,505,300	11	2,235,400
US Health & Human Servs	63	16,977,431	54	12,706,567	239	62,088,918	206	47,299,025
US Veterans Admin	0	-	0	-	1	39,641	0	-
FEDERAL FLOW-DOWN	38	1,540,275	42	2,231,702	131	5,581,749	130	6,754,371
STATE OF UTAH*	3	138,393	21	793,658	33	1,421,452	58	2,838,952
OTHER NON-FED GOVT.	2	73,073	2	41,394	9	141,555	8	343,614
PRIVATE SECTOR	56	2,471,288	59	2,088,694	233	20,456,439	199	18,646,986
Commercial Sponsors	36	1,775,808	39	1,496,752	134	6,743,032	117	6,012,327
Not-For-Profit Sponsors	20	695,480	20	591,942	99	13,713,407	82	12,634,659
GRAND TOTALS	212	\$ 31,111,317	217	\$ 27,698,147	784	\$ 113,568,123	746	\$ 98,466,967

* State of Utah prime source sponsorship only; "Federal Flow-Down" contains Federal flow-down funding through the State

Part IV of VI Summary of Awards by Sponsor September 2004

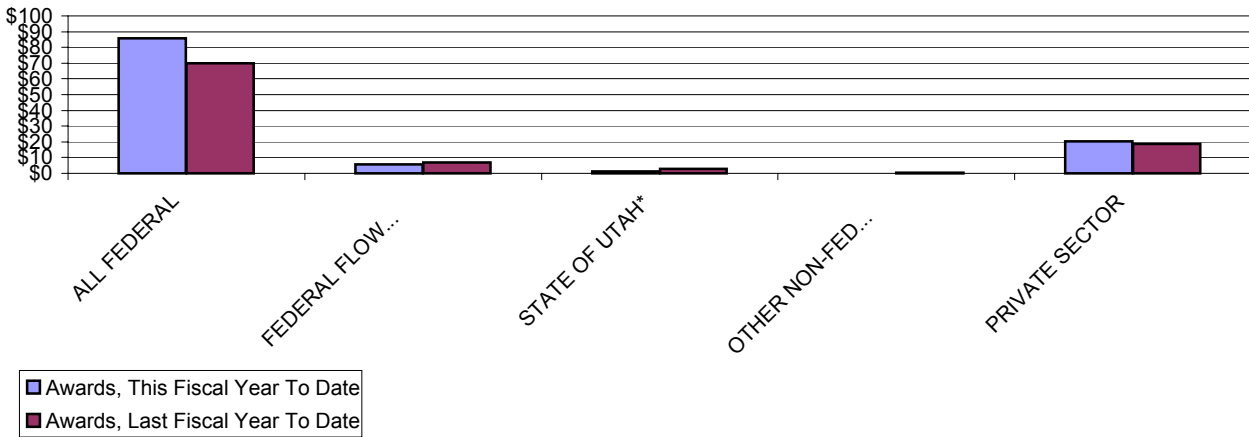
September 2004 vs. September 2003

Awards, In Millions



FYTD September 2004 vs. FYTD September 2003

Awards, In Millions



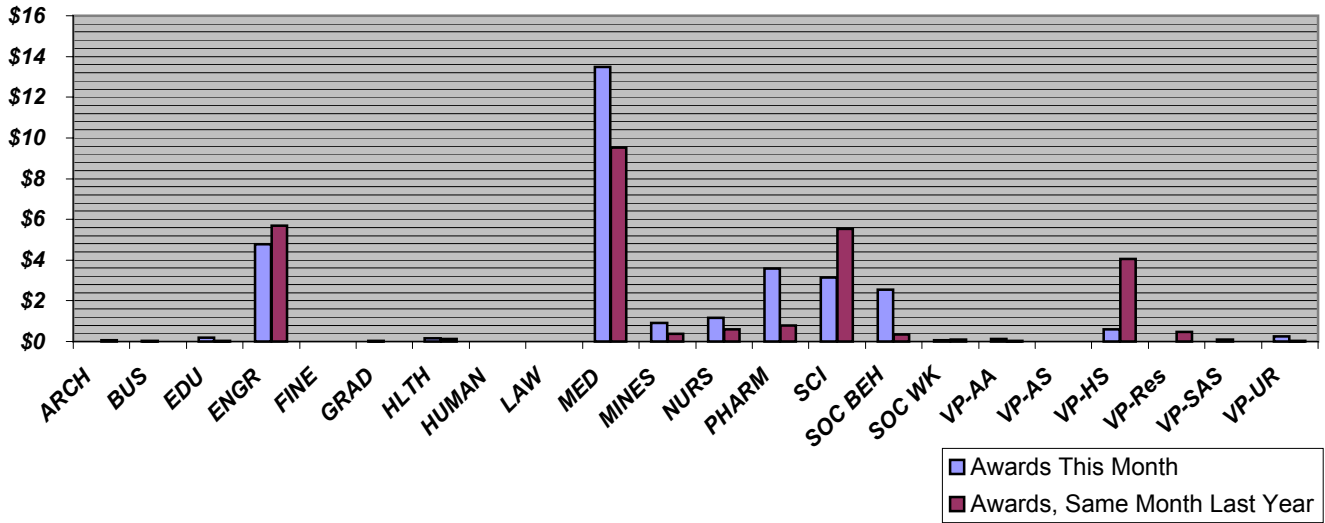
VICE-PRESIDENT FOR RESEARCH
September 2004
Part V of VI--AWARDS BY COLLEGE

DATE: October 22, 2004

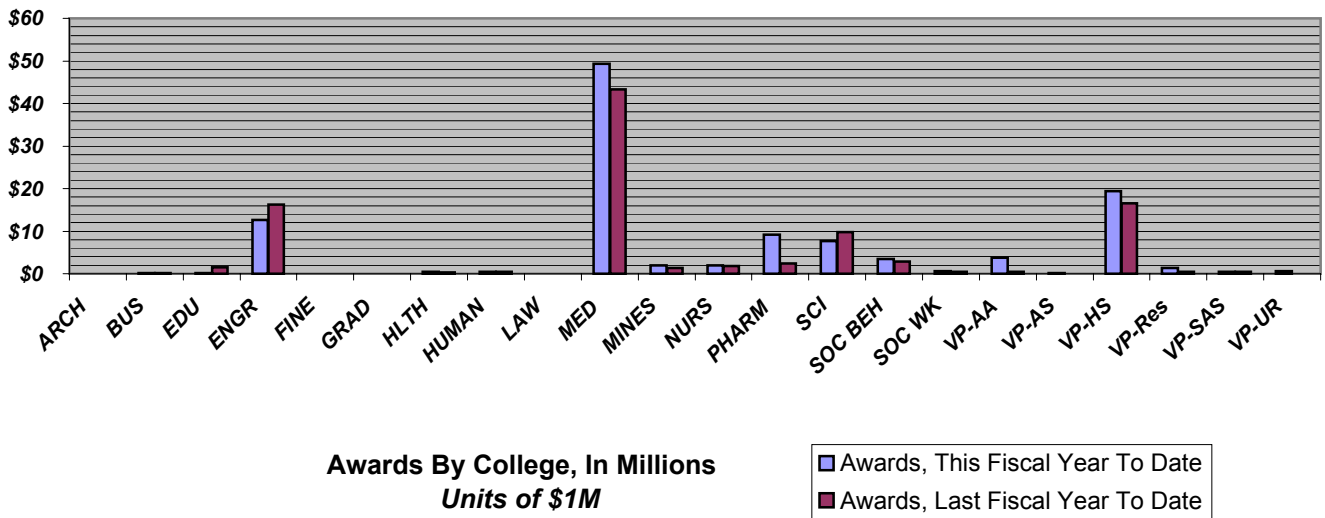
	September 2004		September 2003		FISCAL YEAR TO DATE (7/04-9/04)		FISCAL YEAR TO DATE (7/03-9/03)	
	<u>No.</u>	<u>Total Amt.</u>	<u>No.</u>	<u>Total Amt.</u>	<u>No.</u>	<u>Total Amt.</u>	<u>No.</u>	<u>Total Amt.</u>
ARCHITECTURE & PLANNING	0	-	1	61,826	3	54,551	2	57,751
BUSINESS	2	31,083	0	-	6	86,752	4	81,119
EDUCATION	1	192,314	1	32,930	1	192,314	11	1,474,225
ENGINEERING	39	4,779,226	34	5,688,686	103	12,560,740	111	16,207,051
FINE ARTS	0	-	0	-	0	-	0	-
GRADUATE SCHOOL	1	30,000	0	-	1	30,000	0	-
HEALTH	3	143,837	3	114,785	9	425,130	7	256,921
HUMANITIES	0	-	3	1,650	5	381,067	5	410,650
LAW	0	-	0	-	1	7,300	0	-
MEDICINE	98	13,495,804	85	9,510,191	371	49,255,773	331	43,244,614
MINES & EARTH SCIENCES	20	902,270	11	365,139	47	2,027,290	40	1,374,525
NURSING	5	1,149,986	6	594,150	10	1,953,405	12	1,850,013
PHARMACY	7	3,577,735	17	795,391	39	9,177,051	37	2,384,562
SCIENCE	12	3,145,258	23	5,524,975	49	7,643,545	66	9,730,699
SOCIAL & BEHAVIORAL SCIENCES	11	2,541,666	6	336,144	33	3,395,512	23	2,894,841
SOCIAL WORK	1	68,073	4	92,257	8	551,596	18	449,097
VP/ACADEMIC AFFAIRS	2	116,416	1	24,504	13	3,759,519	8	453,505
VP/ADMINISTRATIVE SERVICES	0	-	0	-	2	221,265	0	-
VP/HEALTH SCIENCES	7	589,746	16	4,057,572	68	19,436,417	55	16,520,548
VP/RESEARCH	0	-	5	471,447	5	1,411,624	8	491,418
VP/STUDENT AFFAIRS & SERVICES	2	100,000	0	-	5	410,435	6	523,795
VP/UNIVERSITY RELATIONS	1	247,903	1	26,500	5	586,837	2	61,633
GRAND TOTALS	212	\$31,111,317	217	\$27,698,147	784	\$113,568,123	746	\$98,466,967

Part V of VI
Summary of Awards by College
September 2004

September 2004 vs. September 2003



FYTD September 2004 vs. FYTD September 2003



VICE-PRESIDENT FOR RESEARCH
September 2004
Part VI of VI--GENERAL COLLEGE ACTIVITY

DATE: October 22, 2004

		September 2004		September 2003		FISCAL YEAR TO DATE (7/04-9/04)		FISCAL YEAR TO DATE (7/03-9/03)	
		<u>No.</u>	<u>Total Amt.</u>	<u>No.</u>	<u>Total Amt.</u>	<u>No.</u>	<u>Total Amt.</u>	<u>No.</u>	<u>Total Amt.</u>
ARCHITECTURE & PLANNING									
Proposals		1	2,500	1	2,500	3	411,475	2	64,326
Awards	Research	0	-	1	61,826	2	52,151	1	61,826
	Other	0	-	0	-	1	2,400	1	(4,075)
	Instruction	0	-	0	-	0	-	0	-
	Clinical	0	-	0	-	0	-	0	-
	Totals	0	-	1	61,826	3	54,551	2	57,751
BUSINESS									
Proposals		0	-	0	-	2	236,688	2	30,000
Awards	Research	2	31,083	0	-	4	70,252	4	81,119
	Other	0	-	0	-	2	16,500	0	-
	Instruction	0	-	0	-	0	-	0	-
	Clinical	0	-	0	-	0	-	0	-
	Totals	2	31,083	0	-	6	86,752	4	81,119
EDUCATION									
Proposals		1	603,675	2	511,909	2	1,292,593	5	1,334,380
Awards	Research	0	-	1	32,930	0	-	4	272,437
	Other	0	-	0	-	0	-	1	119,685
	Instruction	1	192,314	0	-	1	192,314	6	1,082,103
	Clinical	0	-	0	-	0	-	0	-
	Totals	1	192,314	1	32,930	1	192,314	11	1,474,225
ENGINEERING									
Proposals		18	5,202,554	25	6,366,730	73	28,089,164	70	25,848,213
Awards	Research	30	3,637,328	27	5,472,006	89	11,295,874	96	15,830,064
	Other	4	62,957	5	101,717	8	179,925	10	211,293
	Instruction	5	1,078,941	2	114,963	6	1,084,941	5	165,694
	Clinical	0	-	0	-	0	-	0	-
	Totals	39	4,779,226	34	5,688,686	103	12,560,740	111	16,207,051
FINE ARTS									
Proposals		0	-	0	-	0	-	0	-
Awards	Research	0	-	0	-	0	-	0	-
	Other	0	-	0	-	0	-	0	-
	Instruction	0	-	0	-	0	-	0	-
	Clinical	0	-	0	-	0	-	0	-
	Totals	0	-	0	-	0	-	0	-

		September 2004		September 2003		FISCAL YEAR TO DATE (7/04-9/04)		FISCAL YEAR TO DATE (7/03-9/03)	
		<u>No.</u>	<u>Total Amt.</u>	<u>No.</u>	<u>Total Amt.</u>	<u>No.</u>	<u>Total Amt.</u>	<u>No.</u>	<u>Total Amt.</u>
GRADUATE SCHOOL									
<i>Proposals</i>		0	-	0	-	1	30,000	0	-
<i>Awards</i>	Research	1	30,000	0	-	1	30,000	0	-
	Other	0	-	0	-	0	-	0	-
	Instruction	0	-	0	-	0	-	0	-
	Clinical	0	-	0	-	0	-	0	-
	<i>Totals</i>	1	30,000	0	-	1	30,000	0	-
HEALTH									
<i>Proposals</i>		2	18,654	3	2,410,305	7	878,030	11	4,311,434
<i>Awards</i>	Research	1	23,706	1	30,456	4	163,357	2	45,367
	Other	2	120,131	2	84,329	3	160,331	3	125,991
	Instruction	0	-	0	-	2	101,442	2	85,563
	Clinical	0	-	0	-	0	-	0	-
	<i>Totals</i>	3	143,837	3	114,785	9	425,130	7	256,921
HUMANITIES									
<i>Proposals</i>		3	37,500	4	12,590	7	319,648	9	7,272,411
<i>Awards</i>	Research	0	-	0	-	0	-	0	-
	Other	0	-	3	1,650	3	5,600	3	1,650
	Instruction	0	-	0	-	2	375,467	2	409,000
	Clinical	0	-	0	-	0	-	0	-
	<i>Totals</i>	0	-	3	1,650	5	381,067	5	410,650
LAW									
<i>Proposals</i>		0	-	1	1,000	0	-	1	1,000
<i>Awards</i>	Research	0	-	0	-	0	-	0	-
	Other	0	-	0	-	1	7,300	0	-
	Instruction	0	-	0	-	0	-	0	-
	Clinical	0	-	0	-	0	-	0	-
	<i>Totals</i>	0	-	0	-	1	7,300	0	-
MEDICINE									
<i>Proposals</i>		93	73,760,296	76	46,492,862	196	131,152,292	209	111,552,080
<i>Awards</i>	Research	44	9,286,780	46	7,006,623	202	36,787,515	202	32,864,452
	Other	9	872,094	19	470,206	50	3,728,355	43	1,960,242
	Instruction	25	2,448,985	6	1,282,637	50	6,332,728	30	4,654,902
	Clinical	20	887,945	14	750,725	69	2,407,175	56	3,765,018
	<i>Totals</i>	98	13,495,804	85	9,510,191	371	49,255,773	331	43,244,614
MINES & EARTH SCIENCES									
<i>Proposals</i>		8	2,538,005	6	4,034,176	25	6,669,622	32	8,778,251
<i>Awards</i>	Research	15	873,166	9	353,139	36	1,960,041	30	1,233,572
	Other	5	29,104	2	12,000	11	67,249	10	140,953
	Instruction	0	-	0	-	0	-	0	-
	Clinical	0	-	0	-	0	-	0	-
	<i>Totals</i>	20	902,270	11	365,139	47	2,027,290	40	1,374,525

		September 2004		September 2003		FISCAL YEAR TO DATE (7/04-9/04)		FISCAL YEAR TO DATE (7/03-9/03)	
		<u>No.</u>	<u>Total Amt.</u>	<u>No.</u>	<u>Total Amt.</u>	<u>No.</u>	<u>Total Amt.</u>	<u>No.</u>	<u>Total Amt.</u>
NURSING									
Proposals		4	2,019,289	4	2,767,828	6	2,206,270	7	3,403,127
Awards	Research	1	463,192	4	567,375	2	570,592	7	1,280,381
	Other	0	-	1	2,000	2	372,828	2	71,160
	Instruction	4	686,794	1	24,775	6	1,009,985	3	498,472
	Clinical	0	-	0	-	0	-	0	-
	Totals	5	1,149,986	6	594,150	10	1,953,405	12	1,850,013

PHARMACY

Proposals		12	10,842,165	12	3,602,601	37	18,247,787	41	18,827,900
Awards	Research	4	3,292,031	10	498,896	22	8,181,207	16	1,429,202
	Other	2	274,688	4	161,993	11	662,023	16	684,017
	Instruction	0	-	2	109,809	2	179,422	3	129,422
	Clinical	1	11,016	1	24,693	4	154,399	2	141,921
	Totals	7	3,577,735	17	795,391	39	9,177,051	37	2,384,562

SCIENCE

Proposals		18	8,547,831	20	16,749,834	54	24,618,698	50	31,670,419
Awards	Research	10	1,389,758	23	5,524,975	43	5,114,638	61	9,167,987
	Other	0	-	0	-	0	-	1	60,000
	Instruction	2	1,755,500	0	-	6	2,528,907	4	502,712
	Clinical	0	-	0	-	0	-	0	-
	Totals	12	3,145,258	23	5,524,975	49	7,643,545	66	9,730,699

SOCIAL & BEHAVIORAL SCIENCES

Proposals		4	303,999	6	1,803,512	11	1,323,555	21	7,125,886
Awards	Research	11	2,541,666	5	323,986	22	3,206,367	18	2,609,083
	Other	0	-	1	12,158	11	189,145	5	285,758
	Instruction	0	-	0	-	0	-	0	-
	Clinical	0	-	0	-	0	-	0	-
	Totals	11	2,541,666	6	336,144	33	3,395,512	23	2,894,841

SOCIAL WORK

Proposals		3	492,797	0	-	6	2,135,905	6	3,567,395
Awards	Research	0	-	1	863	0	-	12	293,461
	Other	1	68,073	3	91,394	8	551,596	6	155,636
	Instruction	0	-	0	-	0	-	0	-
	Clinical	0	-	0	-	0	-	0	-
	Totals	1	68,073	4	92,257	8	551,596	18	449,097

SR VP FOR ACADEMIC AFFAIRS*

Proposals		5	707,950	2	107,200	9	4,434,232	2	107,200
Awards	Research	0	-	0	-	0	-	3	14,000
	Other	2	116,416	1	24,504	11	3,259,706	5	439,505
	Instruction	0	-	0	-	2	499,813	0	-
	Clinical	0	-	0	-	0	-	0	-
	Totals	2	116,416	1	24,504	13	3,759,519	8	453,505

		September 2004		September 2003		FISCAL YEAR TO DATE (7/04-9/04)		FISCAL YEAR TO DATE (7/03-9/03)	
		<u>No.</u>	<u>Total Amt.</u>	<u>No.</u>	<u>Total Amt.</u>	<u>No.</u>	<u>Total Amt.</u>	<u>No.</u>	<u>Total Amt.</u>
VP FOR ADMINISTRATIVE SERVICES*									
Proposals		0	-	0	-	2	230,667	1	7,330
Awards	Research	0	-	0	-	0	-	0	-
	Other	0	-	0	-	2	221,265	0	-
	Instruction	0	-	0	-	0	-	0	-
	Clinical	0	-	0	-	0	-	0	-
	Totals	0	-	0	-	2	221,265	0	-
SR VP FOR HEALTH SCIENCES*									
Proposals		15	10,228,040	8	2,765,953	35	28,212,443	25	29,664,530
Awards	Research	3	92,657	12	3,812,756	54	17,276,382	43	15,764,576
	Other	4	497,089	2	68,027	9	1,887,886	6	242,686
	Instruction	0	-	0	-	1	42,314	1	47,000
	Clinical	0	-	2	176,789	4	229,835	5	466,286
	Totals	7	589,746	16	4,057,572	68	19,436,417	55	16,520,548
VP FOR RESEARCH*									
Proposals		0	-	0	-	6	8,327,444	2	724,746
Awards	Research	0	-	1	133,807	1	(67,000)	1	133,807
	Other	0	-	4	337,640	4	1,478,624	7	357,611
	Instruction	0	-	0	-	0	-	0	-
	Clinical	0	-	0	-	0	-	0	-
	Totals	0	-	5	471,447	5	1,411,624	8	491,418
VP FOR STUDENT AFFAIRS & SERVICES*									
Proposals		0	-	0	-	3	344,597	1	25,500
Awards	Research	0	-	0	-	0	-	1	300,159
	Other	2	100,000	0	-	3	105,050	2	15,981
	Instruction	0	-	0	-	2	305,385	3	207,655
	Clinical	0	-	0	-	0	-	0	-
	Totals	2	100,000	0	-	5	410,435	6	523,795
VP FOR UNIVERSITY RELATIONS*									
Proposals		3	88,705	2	313,934	6	203,105	3	813,934
Awards	Research	0	-	0	-	0	-	1	35,133
	Other	1	247,903	1	26,500	5	586,837	1	26,500
	Instruction	0	-	0	-	0	-	0	-
	Clinical	0	-	0	-	0	-	0	-
	Totals	1	247,903	1	26,500	5	586,837	2	61,633
Totals, Proposals		190	\$115,393,960	172	\$87,942,934	491	\$259,364,215	500	\$255,130,062
Totals, AWARDS		212	\$31,111,317	217	\$27,698,147	784	\$113,568,123	746	\$98,466,967

* Amounts for Vice-Presidents' Offices may reflect activity by Institutes, Centers & other discrete organizational entities that report directly to their cognizant Vice Presidents, rather than to a College or Graduate School.