

DATE: September 15, 2004

TO: Michael K. Young SUBJECT: 6-Part Monthly Activity Report
 FROM: Raymond F. Gesteland

Part I of VI--RESEARCH ACTIVITY SUMMARY

	August 2004		August 2003		FISCAL YEAR TO DATE (7/04-8/04)		FISCAL YEAR TO DATE (7/03-8/03)	
	No.	Total Amt.	No.	Total Amt.	No.	Total Amt.	No.	Total Amt.
PROPOSALS*	159	\$ 78,235,218	138	\$ 45,953,043	301	\$ 143,970,255	328	\$ 167,187,128
AWARDS								
Research	177	\$31,415,526	177	\$25,939,266	362	\$63,081,634	362	\$57,646,988
Other	61	6,173,665	33	1,662,303	111	10,992,540	73	3,450,475
Instruction	16	2,255,512	20	1,825,743	43	6,490,184	48	6,250,339
Clinical	28	1,048,739	21	1,300,920	56	1,892,448	46	3,421,018
SUBTOTALS	282	40,893,442	251	30,728,232	572	82,456,806	529	70,768,820
Fellowships & Financial Aids		156,415		237,470		1,673,783		1,630,113
ALL AWARD TOTALS		\$ 41,049,857		\$ 30,965,702		\$ 84,130,589		\$ 72,398,933

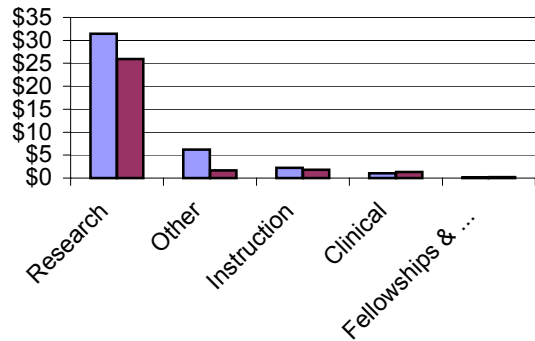
- cc: Coralie Alder
- James R. Bardsley
- A. Lorris Betz
- Jeffrey R. Botkin
- Paul Brinkman
- Brent Brown
- Arnold B. Combe
- Fred C. Esplin
- John G. Francis
- Raymond F. Gesteland
- Jerry Kaplan
- Richard E. Kendell
- Elliott C. Kulakowski
- Gary D. Levy
- Nancy Lyon
- J. Michael Mattsson
- Barbara K. Nielsen
- David W. Pershing
- Ronald J. Pugmire
- Lee Siegel
- Laura Snow
- Jeffrey J. West
- Kimberly Wirthlin

Raymond F. Gesteland
 Vice-President for Research

Part I of VI Summary of University Research Activity August 2004

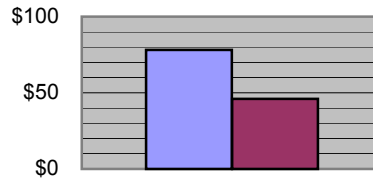
August 2004 vs. August 2003

Awards, In Millions



■ Awards This Month
■ Awards, Same Month Last Year

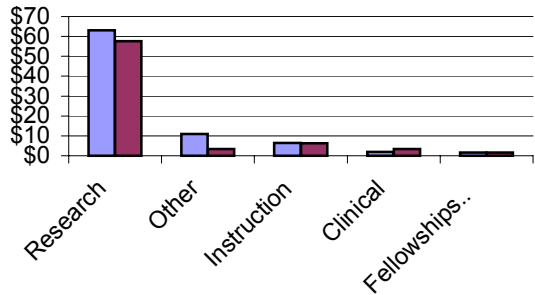
Proposals, In Millions



■ All Proposals, This Month
■ All Proposals, Same Month Last Year

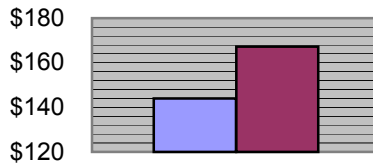
FYTD August 2004 vs. FYTD August 2003

Awards, In Millions



■ Awards, This Fiscal Year To Date
■ Awards, Same Month Last Fiscal Year To Date

Proposals, In Millions



■ All Proposals, This Fiscal Year To Date
■ All Proposals, Last Fiscal Year To Date

VICE-PRESIDENT FOR RESEARCH
August 2004

Part II of VI--PROPOSALS AND AWARDS OVER \$1 MILLION

DATE: September 15, 2004

PROPOSALS

	<i>Department</i>	<i>Sponsor Name</i>	<i>Proposal Title</i>	<i>Start Date</i>	<i>End Date</i>	<i>Total Amount</i>
College of Engineering						
Rabbitt, Richard D	Bioengineering	PHS/Public Health Service	Micro-Electric Impedance Spectroscopy Of Hair Cells.	8/1/05	7/31/11	\$2,554,950
Johnson, Christopher	Computing, School Of	NSF/National Science Fndn	CRI: A Hierarchical Data Storage System For Large Data Simulation, Comparison, & Visualization.	7/1/05	6/30/10	\$1,636,774
Davis, Alan L	Computing, School Of	NSF/National Science Fndn	Infrastructure For Ubiquitous Computing Research And Education.	1/1/05	12/31/09	\$1,178,827
School of Medicine						
Flanigan, Kevin M	Neurology	PHS/Public Health Service	Muscular Dystrophy Cooperative Research Center.	4/1/05	3/31/10	\$7,585,755
Cheung, Alfred K	Internal Medicine	PHS/Public Health Service	Prevention Of Hemodialysis Vascular Access Stenosis.	9/1/05	8/31/10	\$5,532,833
Westenskow, Dwayne R	Anesthesiology	PHS/Public Health Service	Data Display To Detect-Diagnose-Treat Critical Events.	4/1/05	3/31/10	\$4,540,649
Dean, J Michael	Pediatrics	PHS/Public Health Service	Data Coordinating Center For Collaborative Pediatric Critical Care Research Network.	4/1/05	9/30/09	\$4,499,241
Bratton, Susan L	Pediatrics	PHS/Public Health Service	Intermountain Pediatric Critical Care Research Network.	4/1/05	9/30/09	\$2,280,175
Marc, Robert E	Ophthalmology	PHS/Public Health Service	University Of Utah Core Vision Research Grant.	4/1/05	3/31/10	\$2,197,463
Adashi, Eli Y	Obstetrics & Gynecology	PHS/Public Health Service	Utah WRHR Career Development Centers.	4/1/05	6/30/10	\$1,999,992
Hale, Devon C	Internal Medicine	DOD (US Dept Of Defense) / Army / Unique Missions Div	Biological Surety Program, Dugway Proving Ground, Utah, And The Proponency Office For Preventative Medicine.	8/5/04	8/4/09	\$1,945,020
Grossman, Douglas	Dermatology	PHS/Public Health Service	Apoptosis And Skin Cancer.	7/1/05	6/30/10	\$1,681,875

PROPOSALS (continued)

	<i>Department</i>	<i>Sponsor Name</i>	<i>Proposal Title</i>	<i>Start Date</i>	<i>End Date</i>	<i>Total Amount</i>
College of Pharmacy						
Davis, Darrell R	Medicinal Chemistry	PHS/Public Health Service	NMR Of HIV Reverse Transcriptase Primers.	4/1/05	3/31/10	\$1,831,625
Li, S Kevin	Pharmaceut & Pharm Chem	PHS/Public Health Service	Methods And Noninvasive PK Study To Improve Iontophoresis.	6/1/05	5/31/10	\$1,545,000
College of Science						
Trewhella, Jill	Chemistry	DOE (US Dept Of Energy) / Germantown MD	Biological Neutron Scattering: A Collaboration With The Oak Ridge Structural Biology Center.	11/15/04	11/15/08	\$1,063,019
Graduate School of Social Work						
Harris, Norma J	Social Research Institute	State Of UT/Dept Human Svcs (Prime HHS)	Title IV-E.	8/1/04	7/31/05	\$1,308,249
Sr VP/Academic Affairs						
George, Sarah B	Utah Museum Natural History	DOI (US Dept Of Interior) / Natl Park Service	Assistance For The University Of Utah Museum Of Natural History.	11/10/03	11/30/08	\$2,963,000
VP/Research						
Trewhella, Jill	Office of the VP/Research	Colorado State Univ (Prime HHS / NIH / NIAID)	Research Center Of Excellence For Biodefense And Emerging Infectious Disease.	4/1/05	3/31/10	\$3,873,984
Hu, Patrick	Ctr High Performance Computing	NSF/National Science Fndn	CRI: Development Of An Ease Of Use, Interoperable & Comprehensive Integrated Environment (IDE) For General Computing & Supercomputing Applications.	3/1/05	2/28/09	\$1,850,456
AWARDS						
College of Engineering						
Lepreau, Frank J	Computing, School Of	NSF/National Science Fndn	NRT: Collaborative Research: A Unified Experimental Environment For Diverse Network Technologies.	10/1/03	9/30/06	\$1,202,144
Johnson, Christopher	Computing, School Of	HHS / NIH / Natl Ctr Research Rsrcls	Bioelectric Field Modeling, Simulation And Visualization.	9/15/02	8/31/05	\$1,149,054
School of Medicine						
Fidone, Salvatore J	Physiology	HHS / NIH / Natl Instit Neurol Disorders Stroke	Signal Transduction And Processing In Chemoreceptors.	9/1/00	8/31/05	\$1,178,594

AWARDS (continued)

	<i>Department</i>	<i>Sponsor Name</i>	<i>Proposal Title</i>	<i>Start Date</i>	<i>End Date</i>	<i>Total Amount</i>
School of Medicine (continued)						
Hunt, Steven C	Internal Medicine	HHS / NIH / Natl Instit Aging	Genetic Epidemiology Of Aging In Utah Pedigrees.	9/1/00	8/31/08	\$1,176,288
College of Pharmacy						
White, H Steve	Pharmacology & Toxicology	HHS / NIH / Natl Instit Neurol Disorders Stroke	Identification And Characterization Of Novel Therapeutics For The Treatment And Prevention Of Epilepsy.	7/30/04	7/29/09	\$1,603,737
Sr VP/Academic Affairs						
George, Sarah B	Utah Museum Natural History	DOI / Natl Park Service	Assistance For The University Of Utah Museum Of Natural History.	11/10/03	11/30/08	\$2,963,000
Sr VP/Health Sciences						
Smith, Ken R	Huntsman Cancer Institute	HHS / NIH / Natl Instit Aging	The Utah Study Of Fertility, Longevity, And Aging.	9/16/03	8/31/08	\$1,183,304

VICE-PRESIDENT FOR RESEARCH
August 2004
Part III of VI--TOP 10 "OTHER" AWARDS

DATE: September 15, 2004

	<i>Department</i>	<i>Sponsor Name</i>	<i>Title</i>	<i>Start Date</i>	<i>End Date</i>	<i>Total Amount</i>
George, Sarah B	Utah Museum Natural History	DOI / Natl Park Service	Assistance For The University Of Utah Museum Of Natural History.	11/10/03	11/30/08	\$2,963,000
Hale, Devon C	Internal Medicine	DOD / US Army / Unique Missions Div	Biological Surety Program, Dugway Proving Ground, Utah, And The Proponency Office For Preventative Medicine.	8/5/04	8/4/09	\$389,004
Huether, Sue E	Nursing	St of UT / Dept of Human Svcs	Wasatch Youth Corrections.	7/1/02	6/30/05	\$385,067
Smith, Larry S	KUED	USDA / Rural Utilities Service	KUED-TV (KUES-TV And KUEW-TV) Grant Application For The RUS Rural Public Television Digital Grant Transition Program.	7/14/04	8/31/05	\$308,934
Harris, Norma J	Social Research Institute	St of UT / Dept of Human Svcs (Prime HHS)	Title IV-E.	8/1/04	7/31/05	\$267,628
Ward, Robert M	Pediatrics	Primary Childr Med Ctr Fndn	Pharmacotherapy Subspecialty Award.	7/1/04	6/30/06	\$165,000
Sabourin, Michael T	Environ Health & Safety	St of UT / Dept of Public Safety	FY 2003 Homeland Security Grant-Part II, Critical Infrastructure Protection Grant.	8/11/04	4/30/05	\$161,265
Crouch, Barbara I	Pharmacy Practice	HHS / HRSA / Maternal Child Health Bur	Poison Control Center Stabilization And Enhancement Program.	9/1/04	8/31/07	\$140,795
Petersen, Marta J	Info Technol Services	HHS / HRSA / Off Advancement Telehealth	Utah Telehealth Network Comprehensive Telehealth Services.	9/1/04	8/31/05	\$125,213
Dean, J Michael	Pediatrics	HHS / HRSA / Maternal Child Health Bur	Emergency Medical Service For Children Network Development.	9/1/02	8/31/05	\$117,778

VICE-PRESIDENT FOR RESEARCH
August 2004
Part IV of VI--AWARDS BY SPONSOR

DATE: September 15, 2004

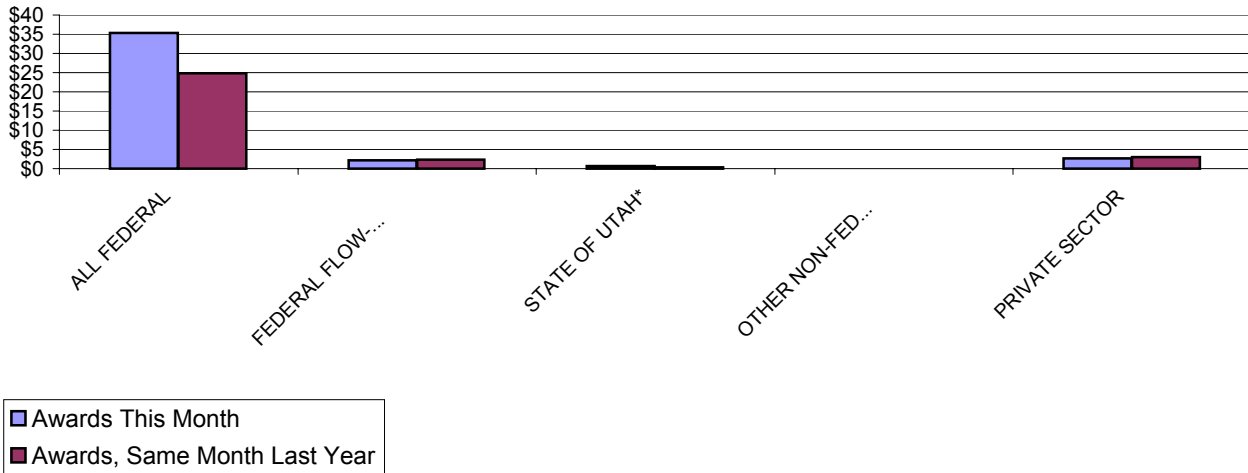
	August 2004		August 2003		FISCAL YEAR TO DATE (7/04-8/04)		FISCAL YEAR TO DATE (7/03-8/03)	
	<u>No.</u>	<u>Total Amt.</u>	<u>No.</u>	<u>Total Amt.</u>	<u>No.</u>	<u>Total Amt.</u>	<u>No.</u>	<u>Total Amt.</u>
ALL FEDERAL	143	\$ 35,250,721	127	\$ 24,860,289	265	\$ 59,078,640	258	\$ 47,340,345
<i>Misc. Federal Agencies</i>	1	242,953	0	-	2	442,676	0	-
Nat'l Aeronaut/Space Adm	1	22,800	3	98,446	1	22,800	3	98,446
Nat'l Endowmt/Humanities	0	-	0	-	0	-	0	-
Nat'l Science Foundation	20	3,045,040	22	3,934,770	37	6,265,858	43	6,079,398
US Dept of Agriculture	2	331,934	1	74,960	3	344,376	1	74,960
US Dept of Commerce	0	-	5	350,377	2	142,530	5	350,377
US Dept of Defense	1	389,004	2	97,985	3	763,137	4	419,205
US Dept of Education	3	725,813	3	207,655	5	1,031,198	8	1,366,892
US Dept of Energy	9	1,069,059	8	694,960	15	1,620,938	15	1,779,188
US Dept of the Interior	7	3,060,204	10	228,925	11	3,151,862	16	344,021
US Dept of Transportation	0	-	0	-	2	54,488	0	-
US Environmental Prot Agcy	5	53,765	0	-	7	87,649	11	2,235,400
US Health & Human Servs	93	26,270,508	73	19,172,211	176	45,111,487	152	34,592,458
US Veterans Admin	1	39,641	0	-	1	39,641	0	-
FEDERAL FLOW-DOWN	54	2,229,108	46	2,277,427	92	4,035,974	88	4,522,669
STATE OF UTAH*	17	650,324	14	384,249	31	1,288,559	37	2,045,294
OTHER NON-FED GOVT.	2	37,519	3	236,393	7	68,482	6	302,220
PRIVATE SECTOR	66	2,725,770	61	2,969,874	177	17,985,151	140	16,558,292
Commercial Sponsors	44	1,760,229	36	1,619,725	98	4,967,224	78	4,515,575
Not-For-Profit Sponsors	22	965,541	25	1,350,149	79	13,017,927	62	12,042,717
GRAND TOTALS	282	\$ 40,893,442	251	\$ 30,728,232	572	\$ 82,456,806	529	\$ 70,768,820

* State of Utah prime source sponsorship only; "Federal Flow-Down" contains Federal flow-down funding through the State

Part IV of VI Summary of Awards by Sponsor August 2004

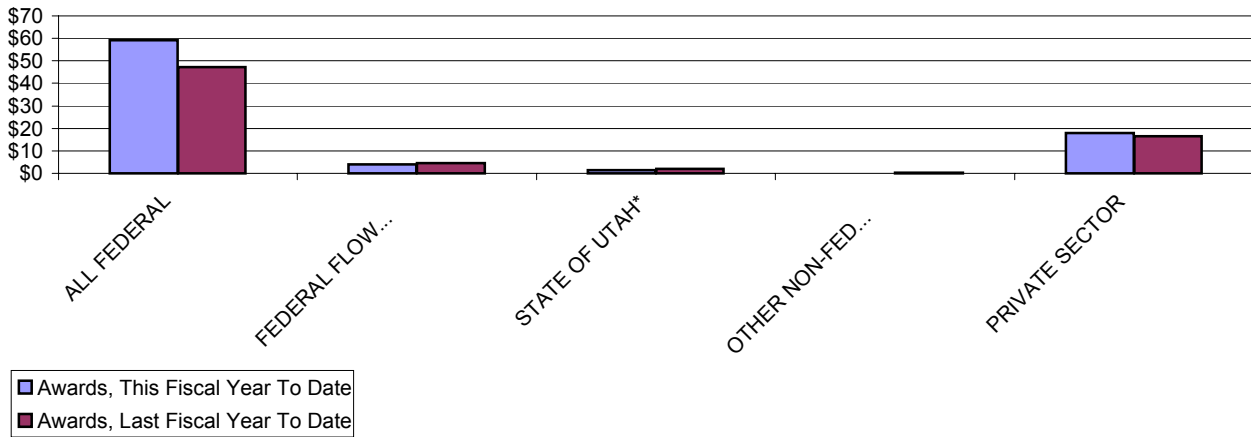
August 2004 vs. August 2003

Awards, In Millions



FYTD August 2004 vs. FYTD August 2003

Awards, In Millions



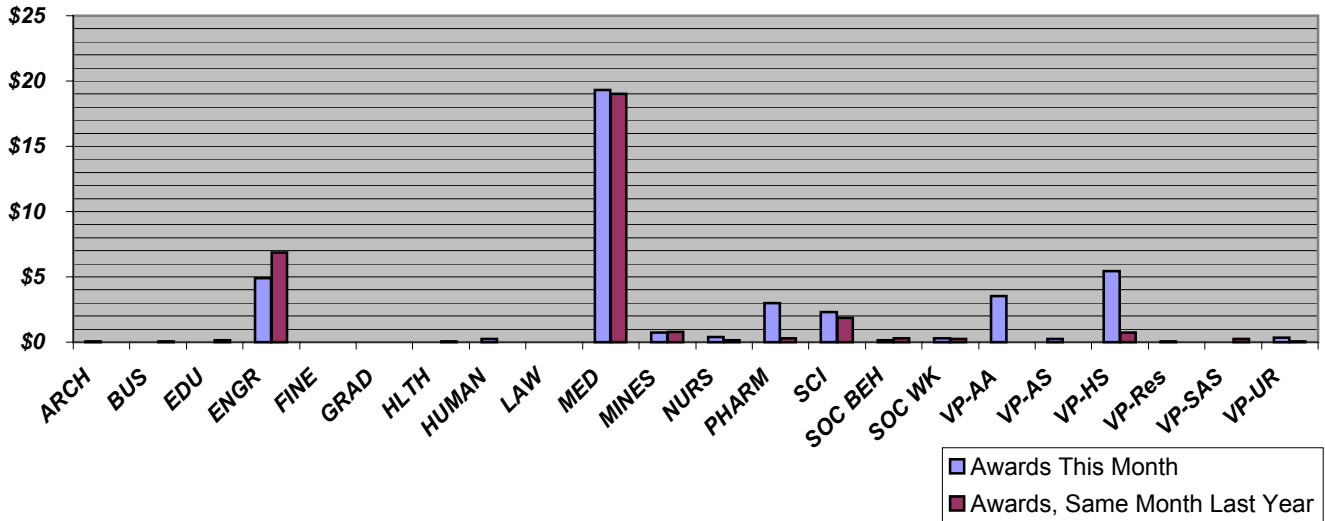
VICE-PRESIDENT FOR RESEARCH
August 2004
Part V of VI--AWARDS BY COLLEGE

DATE: September 15, 2004

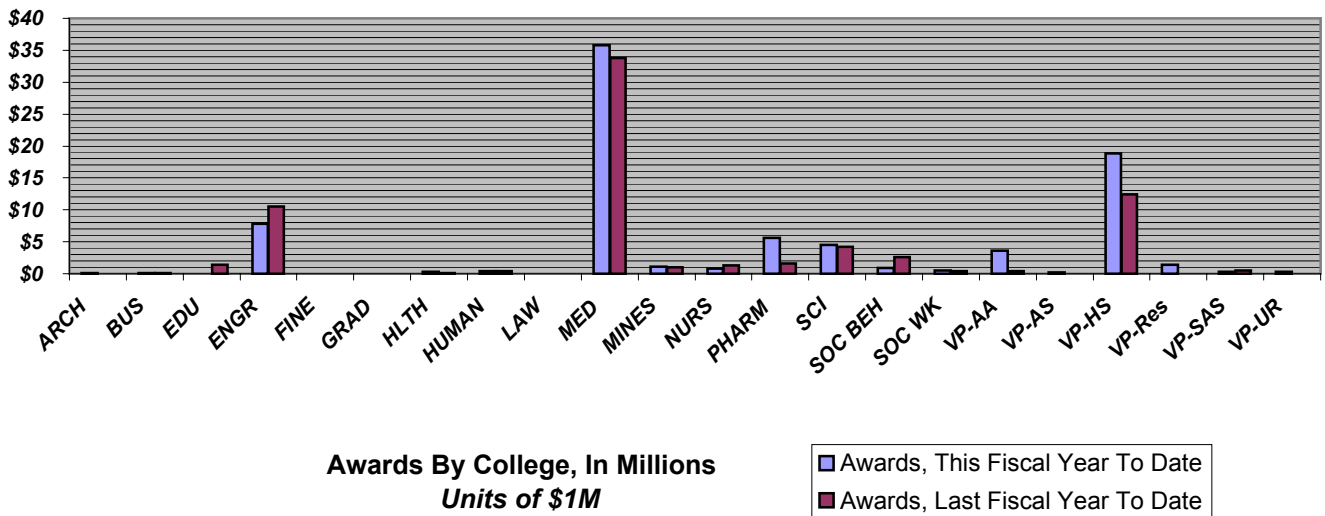
	August 2004		August 2003		FISCAL YEAR TO DATE (7/04-8/04)		FISCAL YEAR TO DATE (7/03-8/03)	
	<u>No.</u>	<u>Total Amt.</u>	<u>No.</u>	<u>Total Amt.</u>	<u>No.</u>	<u>Total Amt.</u>	<u>No.</u>	<u>Total Amt.</u>
ARCHITECTURE & PLANNING	1	39,851	1	(4,075)	3	54,551	1	(4,075)
BUSINESS	0	-	2	27,756	4	55,669	4	81,119
EDUCATION	0	-	1	122,975	0	-	10	1,441,295
ENGINEERING	34	4,908,871	40	6,844,269	64	7,781,514	77	10,518,365
FINE ARTS	0	-	0	-	0	-	0	-
GRADUATE SCHOOL	0	-	0	-	0	-	0	-
HEALTH	0	-	1	57,833	6	281,293	4	142,136
HUMANITIES	2	226,150	0	-	5	381,067	2	409,000
LAW	0	-	0	-	1	7,300	0	-
MEDICINE	138	19,303,613	125	19,043,544	273	35,759,969	246	33,734,423
MINES & EARTH SCIENCES	14	743,884	20	808,813	27	1,125,020	29	1,009,386
NURSING	2	372,828	1	127,474	5	803,419	6	1,255,863
PHARMACY	15	2,978,165	9	315,922	32	5,599,316	20	1,589,171
SCIENCE	23	2,296,327	25	1,857,871	37	4,498,287	43	4,205,724
SOCIAL & BEHAVIORAL SCIENCES	11	155,720	4	273,600	22	853,846	17	2,558,697
SOCIAL WORK	5	311,057	8	239,110	7	483,523	14	356,840
VP/ACADEMIC AFFAIRS	8	3,542,313	2	10,000	11	3,643,103	7	429,001
VP/ADMINISTRATIVE SERVICES	2	221,265	0	-	2	221,265	0	-
VP/HEALTH SCIENCES	23	5,429,464	6	734,900	61	18,846,671	39	12,462,976
VP/RESEARCH	1	30,000	1	9,971	5	1,411,624	3	19,971
VP/STUDENT AFFAIRS & SERVICES	0	-	4	223,136	3	310,435	6	523,795
VP/UNIVERSITY RELATIONS	3	333,934	1	35,133	4	338,934	1	35,133
GRAND TOTALS	282	\$40,893,442	251	\$30,728,232	572	\$82,456,806	529	\$70,768,820

Part V of VI Summary of Awards by College August 2004

August 2004 vs. August 2003



FYTD August 2004 vs. FYTD August 2003



VICE-PRESIDENT FOR RESEARCH
August 2004
Part VI of VI--GENERAL COLLEGE ACTIVITY

DATE: September 15, 2004

		August 2004		August 2003		FISCAL YEAR TO DATE (7/04-8/04)		FISCAL YEAR TO DATE (7/03-8/03)	
		<u>No.</u>	<u>Total Amt.</u>	<u>No.</u>	<u>Total Amt.</u>	<u>No.</u>	<u>Total Amt.</u>	<u>No.</u>	<u>Total Amt.</u>
ARCHITECTURE & PLANNING									
Proposals		1	400,000	1	61,826	2	408,975	1	61,826
Awards	Research	1	39,851	0	-	2	52,151	0	-
	Other	0	-	1	(4,075)	1	2,400	1	(4,075)
	Instruction	0	-	0	-	0	-	0	-
	Clinical	0	-	0	-	0	-	0	-
	Totals	1	39,851	1	(4,075)	3	54,551	1	(4,075)
BUSINESS									
Proposals		1	2,750	1	20,000	2	236,688	2	30,000
Awards	Research	0	-	2	27,756	2	39,169	4	81,119
	Other	0	-	0	-	2	16,500	0	-
	Instruction	0	-	0	-	0	-	0	-
	Clinical	0	-	0	-	0	-	0	-
	Totals	0	-	2	27,756	4	55,669	4	81,119
EDUCATION									
Proposals		0	-	1	438,830	1	688,918	3	822,471
Awards	Research	0	-	0	-	0	-	3	239,507
	Other	0	-	0	-	0	-	1	119,685
	Instruction	0	-	1	122,975	0	-	6	1,082,103
	Clinical	0	-	0	-	0	-	0	-
	Totals	0	-	1	122,975	0	-	10	1,441,295
ENGINEERING									
Proposals		21	9,269,394	20	8,592,674	55	22,886,610	45	19,481,483
Awards	Research	32	4,887,871	38	6,793,988	60	7,673,546	69	10,358,058
	Other	1	15,000	1	49,550	3	101,968	5	109,576
	Instruction	1	6,000	1	731	1	6,000	3	50,731
	Clinical	0	-	0	-	0	-	0	-
	Totals	34	4,908,871	40	6,844,269	64	7,781,514	77	10,518,365
FINE ARTS									
Proposals		0	-	0	-	0	-	0	-
Awards	Research	0	-	0	-	0	-	0	-
	Other	0	-	0	-	0	-	0	-
	Instruction	0	-	0	-	0	-	0	-
	Clinical	0	-	0	-	0	-	0	-
	Totals	0	-	0	-	0	-	0	-

		August 2004		August 2003		FISCAL YEAR TO DATE (7/04-8/04)		FISCAL YEAR TO DATE (7/03-8/03)	
		<u>No.</u>	<u>Total Amt.</u>	<u>No.</u>	<u>Total Amt.</u>	<u>No.</u>	<u>Total Amt.</u>	<u>No.</u>	<u>Total Amt.</u>
GRADUATE SCHOOL									
<i>Proposals</i>		1	30,000	0	-	1	30,000	0	-
<i>Awards</i>	Research	0	-	0	-	0	-	0	-
	Other	0	-	0	-	0	-	0	-
	Instruction	0	-	0	-	0	-	0	-
	Clinical	0	-	0	-	0	-	0	-
	<i>Totals</i>	0	-	0	-	0	-	0	-
HEALTH									
<i>Proposals</i>		1	162,201	3	625,234	5	859,376	8	1,901,129
<i>Awards</i>	Research	0	-	0	-	3	139,651	1	14,911
	Other	0	-	0	-	1	40,200	1	41,662
	Instruction	0	-	1	57,833	2	101,442	2	85,563
	Clinical	0	-	0	-	0	-	0	-
	<i>Totals</i>	0	-	1	57,833	6	281,293	4	142,136
HUMANITIES									
<i>Proposals</i>		3	81,264	3	281,078	4	282,148	5	7,259,821
<i>Awards</i>	Research	0	-	0	-	0	-	0	-
	Other	1	150	0	-	3	5,600	0	-
	Instruction	1	226,000	0	-	2	375,467	2	409,000
	Clinical	0	-	0	-	0	-	0	-
	<i>Totals</i>	2	226,150	0	-	5	381,067	2	409,000
LAW									
<i>Proposals</i>		0	-	0	-	0	-	0	-
<i>Awards</i>	Research	0	-	0	-	0	-	0	-
	Other	0	-	0	-	1	7,300	0	-
	Instruction	0	-	0	-	0	-	0	-
	Clinical	0	-	0	-	0	-	0	-
	<i>Totals</i>	0	-	0	-	1	7,300	0	-
MEDICINE									
<i>Proposals</i>		66	42,831,108	50	17,650,557	103	57,391,996	133	65,059,218
<i>Awards</i>	Research	81	15,716,460	82	15,771,859	159	27,587,360	157	25,907,829
	Other	23	1,323,120	12	823,829	40	2,769,636	23	1,440,036
	Instruction	10	1,377,139	12	1,362,936	25	3,883,743	24	3,372,265
	Clinical	24	886,894	19	1,084,920	49	1,519,230	42	3,014,293
	<i>Totals</i>	138	19,303,613	125	19,043,544	273	35,759,969	246	33,734,423
MINES & EARTH SCIENCES									
<i>Proposals</i>		11	2,780,699	13	2,344,838	17	4,131,617	26	4,744,075
<i>Awards</i>	Research	11	725,956	18	775,528	21	1,086,875	21	880,433
	Other	3	17,928	2	33,285	6	38,145	8	128,953
	Instruction	0	-	0	-	0	-	0	-
	Clinical	0	-	0	-	0	-	0	-
	<i>Totals</i>	14	743,884	20	808,813	27	1,125,020	29	1,009,386

		August 2004		August 2003		FISCAL YEAR TO DATE (7/04-8/04)		FISCAL YEAR TO DATE (7/03-8/03)	
		<u>No.</u>	<u>Total Amt.</u>	<u>No.</u>	<u>Total Amt.</u>	<u>No.</u>	<u>Total Amt.</u>	<u>No.</u>	<u>Total Amt.</u>
NURSING									
Proposals		1	151,981	1	2,000	2	186,981	2	600,524
Awards	Research	0	-	1	127,474	1	107,400	3	713,006
	Other	2	372,828	0	-	2	372,828	1	69,160
	Instruction	0	-	0	-	2	323,191	2	473,697
	Clinical	0	-	0	-	0	-	0	-
	Totals	2	372,828	1	127,474	5	803,419	6	1,255,863

PHARMACY

Proposals		16	5,018,988	14	5,450,656	25	7,405,622	29	15,225,299
Awards	Research	8	2,592,082	2	95,306	18	4,889,176	6	930,306
	Other	5	288,401	6	201,003	9	387,335	12	522,024
	Instruction	0	-	1	19,613	2	179,422	1	19,613
	Clinical	2	97,682	0	-	3	143,383	1	117,228
	Totals	15	2,978,165	9	315,922	32	5,599,316	20	1,589,171

SCIENCE

Proposals		15	5,021,323	11	4,361,236	36	16,070,867	30	14,920,585
Awards	Research	21	2,149,767	23	1,743,871	33	3,724,880	38	3,643,012
	Other	0	-	1	60,000	0	-	1	60,000
	Instruction	2	146,560	1	54,000	4	773,407	4	502,712
	Clinical	0	-	0	-	0	-	0	-
	Totals	23	2,296,327	25	1,857,871	37	4,498,287	43	4,205,724

SOCIAL & BEHAVIORAL SCIENCES

Proposals		2	217,391	9	2,216,231	7	1,019,556	15	5,322,374
Awards	Research	5	96,649	0	-	11	664,701	13	2,285,097
	Other	6	59,071	4	273,600	11	189,145	4	273,600
	Instruction	0	-	0	-	0	-	0	-
	Clinical	0	-	0	-	0	-	0	-
	Totals	11	155,720	4	273,600	22	853,846	17	2,558,697

SOCIAL WORK

Proposals		1	1,308,249	2	2,134,185	3	1,643,108	6	3,567,395
Awards	Research	0	-	7	189,110	0	-	11	292,598
	Other	5	311,057	1	50,000	7	483,523	3	64,242
	Instruction	0	-	0	-	0	-	0	-
	Clinical	0	-	0	-	0	-	0	-
	Totals	5	311,057	8	239,110	7	483,523	14	356,840

SR VP FOR ACADEMIC AFFAIRS*

Proposals		3	3,415,382	0	-	4	3,726,282	0	-
Awards	Research	0	-	1	5,000	0	-	3	14,000
	Other	6	3,042,500	1	5,000	9	3,143,290	4	415,001
	Instruction	2	499,813	0	-	2	499,813	0	-
	Clinical	0	-	0	-	0	-	0	-
	Totals	8	3,542,313	2	10,000	11	3,643,103	7	429,001

		August 2004		August 2003		FISCAL YEAR TO DATE (7/04-8/04)		FISCAL YEAR TO DATE (7/03-8/03)	
		<u>No.</u>	<u>Total Amt.</u>	<u>No.</u>	<u>Total Amt.</u>	<u>No.</u>	<u>Total Amt.</u>	<u>No.</u>	<u>Total Amt.</u>
VP FOR ADMINISTRATIVE SERVICES*									
Proposals		2	230,667	1	7,330	2	230,667	1	7,330
Awards	Research	0	-	0	-	0	-	0	-
	Other	2	221,265	0	-	2	221,265	0	-
	Instruction	0	-	0	-	0	-	0	-
	Clinical	0	-	0	-	0	-	0	-
	Totals	2	221,265	0	-	2	221,265	0	-
SR VP FOR HEALTH SCIENCES*									
Proposals		9	974,344	5	1,016,122	20	17,984,403	18	26,933,352
Awards	Research	18	5,206,890	2	374,241	51	17,183,725	31	11,951,820
	Other	3	158,411	2	144,659	5	1,390,797	4	174,659
	Instruction	0	-	0	-	1	42,314	1	47,000
	Clinical	2	64,163	2	216,000	4	229,835	3	289,497
	Totals	23	5,429,464	6	734,900	61	18,846,671	39	12,462,976
VP FOR RESEARCH*									
Proposals		3	5,999,930	2	724,746	6	8,327,444	2	724,746
Awards	Research	0	-	0	-	1	(67,000)	0	-
	Other	1	30,000	1	9,971	4	1,478,624	3	19,971
	Instruction	0	-	0	-	0	-	0	-
	Clinical	0	-	0	-	0	-	0	-
	Totals	1	30,000	1	9,971	5	1,411,624	3	19,971
VP FOR STUDENT AFFAIRS & SERVICES*									
Proposals		2	339,547	1	25,500	3	344,597	1	25,500
Awards	Research	0	-	0	-	0	-	1	300,159
	Other	0	-	1	15,481	1	5,050	2	15,981
	Instruction	0	-	3	207,655	2	305,385	3	207,655
	Clinical	0	-	0	-	0	-	0	-
	Totals	0	-	4	223,136	3	310,435	6	523,795
VP FOR UNIVERSITY RELATIONS*									
Proposals		0	-	0	-	3	114,400	1	500,000
Awards	Research	0	-	1	35,133	0	-	1	35,133
	Other	3	333,934	0	-	4	338,934	0	-
	Instruction	0	-	0	-	0	-	0	-
	Clinical	0	-	0	-	0	-	0	-
	Totals	3	333,934	1	35,133	4	338,934	1	35,133
Totals, Proposals		159	\$78,235,218	138	\$45,953,043	301	\$143,970,255	328	\$167,187,128
Totals, AWARDS		282	\$40,893,442	251	\$30,728,232	572	\$82,456,806	529	\$70,768,820

* Amounts for Vice-Presidents' Offices may reflect activity by Institutes, Centers & other discrete organizational entities that report directly to their cognizant Vice Presidents, rather than to a College or Graduate School.