



OFFICE OF SPONSORED PROJECTS


DATE: September 21, 2000

TO: J. Bernard Machen
FROM: Ronald Pugmire

SUBJECT: 5-Part Monthly Activity Report

Part I of V--RESEARCH ACTIVITY SUMMARY

	AUGUST 2000		AUGUST 1999		FISCAL YEAR TO DATE (7/2000-08/2000)		FISCAL YEAR TO DATE (7/99-08/99)	
	<u>No.</u>	<u>Total Amt.</u>	<u>No.</u>	<u>Total Amt.</u>	<u>No.</u>	<u>Total Amt.</u>	<u>No.</u>	<u>Total Amt.</u>
PROPOSALS	104	\$ 49,964,348	79	\$ 25,728,345	202	\$ 105,585,989	197	\$ 83,196,618
AWARDS								
Research	164	22,354,688	123	14,388,327	397	49,701,441	313	58,363,444
Other	36	1,364,331	27	2,934,286	68	2,830,116	49	5,024,687
Instruction	18	752,775	33	1,824,416	35	2,102,796	55	3,590,027
Clinical	15	457,830	10	543,862	31	1,892,677	22	1,771,941
SUBTOTALS	233	24,929,624	193	19,690,891	531	56,527,030	439	68,750,099
Fellowships & Financial Aids		67,941		101,016		842,885		379,038
ALL AWARD TOTALS		\$ 24,997,565		\$ 19,791,907		\$ 57,369,915		\$ 69,129,137


Ronald Pugmire
Acting Vice-President for Research

- cc: David W. Pershing
- Arnold B. Combe
- Fred Esplin
- A. Lorris Betz
- Raymond A. Haeckel
- Barbara Nielsen
- W. Ralph Hardy
- Lynne U. Chronister
- J. Michael Mattsson
- Ronald J. Pugmire
- Peter L. Goss
- Jerry Kaplan
- Cecelia H. Foxley
- John Francis
- Michael T. Benson

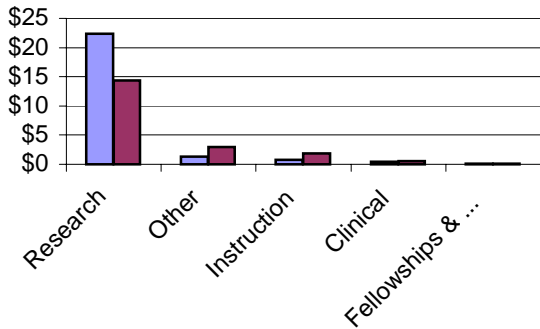
OFFICE OF THE VICE PRESIDENT FOR RESEARCH
201 S PRESIDENTS CIRCLE RM 210
SALT LAKE CITY, UTAH 84112-9011

(801) 581-7236
FAX (801) 585-6212

Part I of V Summary of University Research Activity August 2000

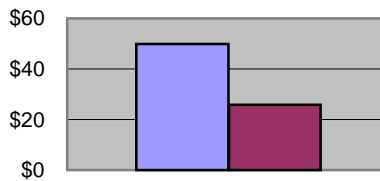
August 2000 vs. August 1999

Awards, In Millions



■ Awards This Month
■ Awards, Same Month Last Year

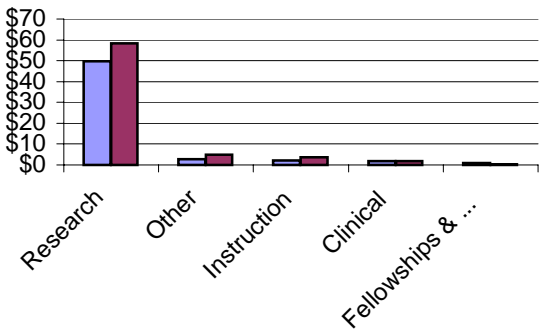
Proposals, In Millions



■ All Proposals, This Month
■ All Proposals, Same Month Last Year

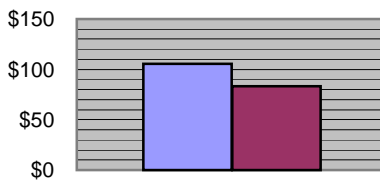
FYTD August 2000 vs. FYTD August 1999

Awards, In Millions



■ Awards, This Fiscal Year To Date
■ Awards, Last Fiscal Year To Date

Proposals, In Millions



■ All Proposals, This Fiscal Year To Date
■ All Proposals, Last Fiscal Year To Date

VICE-PRESIDENT FOR RESEARCH

AUGUST 2000

Part II of V--PROPOSALS AND AWARDS OVER \$2 MILLION

DATE: September 21, 2000

PROPOSALS

	<i>Department</i>	<i>Sponsor Name</i>	<i>Proposal Title</i>	<i>Start Date</i>	<i>End Date</i>	<i>Total Amount</i>
Engineering						
Andrade,Joseph D	Bioengineering	PHS/Public Health Service	Biosensors For Chronic Biochemical Diseases.	May 1, 2001	April 30, 2006	\$3,488,114
Riesenfeld,Richard F	Computer Science	DOD/US Dept Of Defense	Virtual Parts Engineering Research Center (Viper).	October 1, 2000	September 30, 2003	\$2,272,330
Medicine						
Cheung,Alfred K	Internal Medicine	PHS/Public Health Service	Prevention Of Hemodialysis Vascular Access.	April 1, 2001	March 31, 2006	\$6,484,123
Science						
Symko,Orest G	Physics	NSF/Natl Science Fndn	Research Center For The Science And Technology Of Quasicrystal Thin Films.	August 1, 2002	July 1, 2007	\$10,891,235
VP/Relations						
Hunter,Laura	Media Services	NSF/Natl Science Fndn	Professional Development With Emerging Technologies.	January 1, 2001	January 1, 2004	\$3,000,000

AWARDS

<i>Department</i>	<i>Sponsor Name</i>	<i>Proposal Title</i>	<i>Start Date</i>	<i>End Date</i>	<i>Total Amount</i>
-------------------	---------------------	-----------------------	-------------------	-----------------	---------------------

There were no awards over \$2 million for August, 2000.

VICE-PRESIDENT FOR RESEARCH
AUGUST 2000
Part III of IV--AWARDS BY SPONSOR

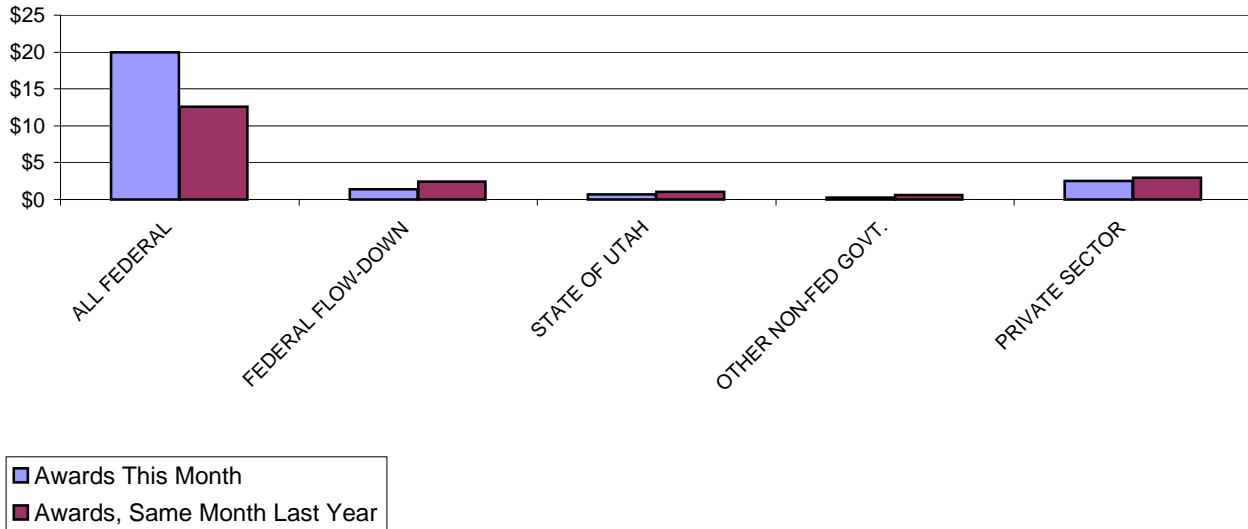
DATE: September 21, 2000

	AUGUST 2000		AUGUST 1999		FISCAL YEAR TO DATE (7/00-8/00)		FISCAL YEAR TO DATE (7/99-8/99)	
	<u>No.</u>	<u>Total Amt.</u>	<u>No.</u>	<u>Total Amt.</u>	<u>No.</u>	<u>Total Amt.</u>	<u>No.</u>	<u>Total Amt.</u>
ALL FEDERAL	121	\$ 20,006,298	86	\$ 12,603,819	198	\$ 29,425,825	185	\$ 26,782,968
<i>Misc. Federal Agencies</i>	1	249,146	0	-	2	472,146	3	305,927
Nat'l Aeronaut/Space Adm	2	40,905	2	44,000	7	318,250	4	110,290
Nat'l Endowmt/Humanities	0	-	0	-	0	-	0	-
Nat'l Science Foundation	23	3,283,848	20	1,876,319	45	5,166,571	38	4,199,836
US Dept of Agriculture	3	26,380	1	385,500	3	26,380	2	388,469
US Dept of Commerce	0	-	1	52,500	0	-	3	155,081
US Dept of Defense	7	468,974	0	-	7	468,974	4	229,050
US Dept of Education	2	180,011	3	570,281	4	563,412	4	666,908
US Dept of Energy	6	444,959	10	815,661	13	859,029	17	1,625,660
US Dept of the Interior	1	58,000	3	42,000	4	134,390	4	75,000
US Dept of Transportation	1	128,371	0	-	1	128,371	0	-
US Environmental Prot Agcy	1	100,601	0	-	4	193,991	0	-
US Health & Human Servs	74	15,025,103	46	8,817,558	108	21,094,311	106	19,026,747
US Veterans Admin	0	-	0	-	0	-	0	-
FEDERAL FLOW-DOWN	36	1,431,007	32	2,435,641	62	2,515,880	55	3,220,194
STATE OF UTAH	18	709,342	22	1,065,337	28	1,775,624	37	1,544,512
OTHER NON-FED GOVT.	2	238,736	4	619,318	3	263,736	8	1,804,248
PRIVATE SECTOR	56	2,544,241	49	2,966,776	240	22,545,965	154	35,398,177
Commercial Sponsors	37	1,503,850	24	1,073,858	77	4,246,399	47	2,782,651
Not-For-Profit Sponsors	19	1,040,391	25	1,892,918	163	18,299,566	107	32,615,526
GRAND TOTALS	233	\$ 24,929,624	193	\$ 19,690,891	531	\$ 56,527,030	439	\$ 68,750,099

Part III of V Summary of Awards by Sponsor August 2000

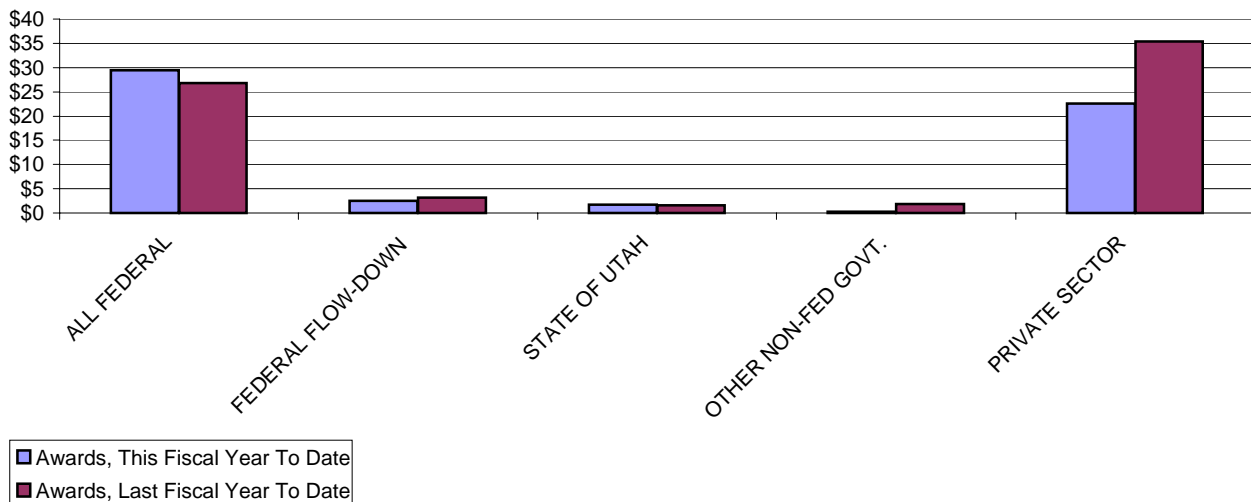
August 2000 vs. August 1999

Awards, In Millions



FYTD August 2000 vs. FYTD August 1999

Awards, In Millions



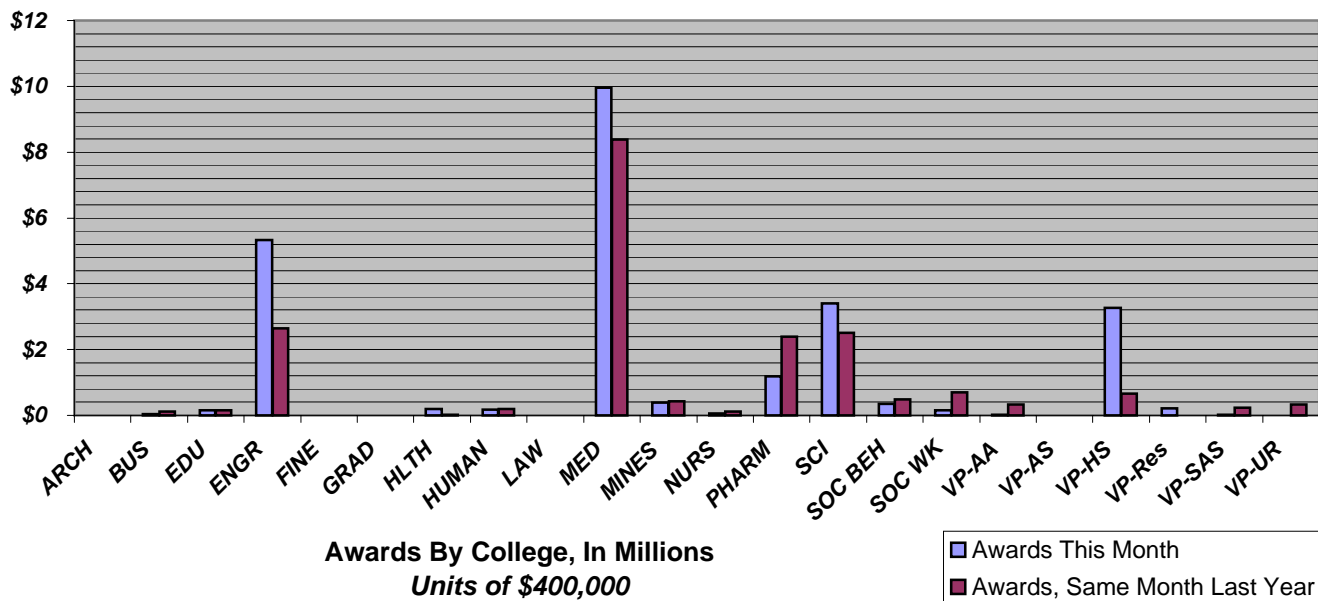
VICE-PRESIDENT FOR RESEARCH
AUGUST 2000
Part IV of V--AWARDS BY COLLEGE

DATE: September 21, 2000

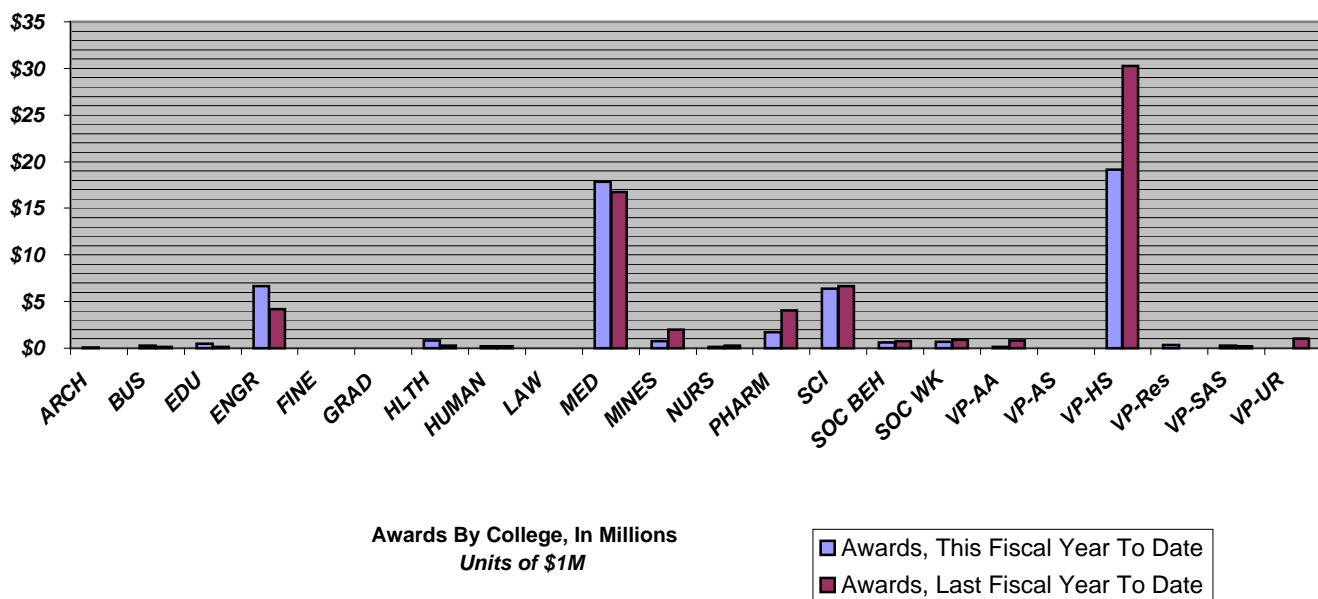
	AUGUST 2000		AUGUST 2000		FISCAL YEAR TO DATE (7/00-8/00)		FISCAL YEAR TO DATE (7/99-8/99)	
	<u>No.</u>	<u>Total Amt.</u>	<u>No.</u>	<u>Total Amt.</u>	<u>No.</u>	<u>Total Amt.</u>	<u>No.</u>	<u>Total Amt.</u>
ARCHITECTURE	1	2,700	0	-	2	67,210	0	-
BUSINESS	1	39,779	9	125,000	3	294,286	10	158,291
EDUCATION	2	162,000	1	149,831	5	460,902	2	169,831
ENGINEERING	41	5,333,745	28	2,637,178	66	6,680,059	54	4,209,124
FINE ARTS	0	-	0	-	0	-	0	-
GRADUATE SCHOOL	0	-	0	-	0	-	0	-
HEALTH	1	196,265	1	23,842	4	855,674	4	247,098
HUMANITIES	1	170,011	2	192,960	2	180,811	3	195,960
LAW	0	-	0	-	0	-	0	-
MEDICINE	88	9,965,027	79	8,378,701	168	17,857,515	148	16,775,978
MINES & EARTH SCIENCES	9	396,247	11	434,248	14	741,197	27	1,967,477
NURSING	2	55,700	1	114,691	3	124,895	3	282,009
PHARMACY	7	1,176,799	9	2,401,005	16	1,747,608	23	4,075,434
SCIENCE	36	3,393,890	21	2,502,405	63	6,360,294	48	6,664,725
SOCIAL & BEHAVIORAL SCIENCES	8	355,882	10	494,719	17	596,272	15	763,791
SOCIAL WORK	3	158,969	3	694,259	4	694,317	8	864,417
VP/ACADEMIC AFFAIRS	2	12,500	5	323,775	6	123,531	8	806,013
VP/ADMINISTRATIVE SERVICES	0	-	0	-	0	-	0	-
VP/HEALTH SCIENCES	18	3,263,262	10	656,536	138	19,144,541	82	30,271,918
VP/RESEARCH	11	221,954	0	-	17	339,454	0	-
VP/STUDENT AFFAIRS & SERVICES	2	24,894	2	237,990	3	258,464	2	237,990
VP/UNIVERSITY RELATIONS	0	-	1	323,751	0	-	2	1,060,043
GRAND TOTALS	233	\$24,929,624	193	\$19,690,891	531	\$56,527,030	439	\$68,750,099

Part IV of V Summary of Awards by College August 2000

August 2000 vs. August 1999



FYTD August 2000 vs. FYTD August 1999



VICE-PRESIDENT FOR RESEARCH
AUGUST 2000
Part IV of IV--GENERAL COLLEGE ACTIVITY

DATE: September 21, 2000

		AUGUST 2000		AUGUST 1999		FISCAL YEAR TO DATE (7/00-8/00)		FISCAL YEAR TO DATE (7/99-8/99)	
		<u>No.</u>	<u>Total Amt.</u>	<u>No.</u>	<u>Total Amt.</u>	<u>No.</u>	<u>Total Amt.</u>	<u>No.</u>	<u>Total Amt.</u>
ARCHITECTURE									
Proposals**		1	2,700	0	-	1	2,700	0	-
Awards	Research	0	-	0	-	1	64,510	0	-
	Other	1	2,700	0	-	1	2,700	0	-
	Instruction	0	-	0	-	0	-	0	-
	Clinical	0	-	0	-	0	-	0	-
	Totals	1	2,700	0	-	2	67,210	0	-
BUSINESS									
Proposals**		0	0	1	25,000	0	-	1	25,000
Awards	Research	1	39,779	1	25,000	3	294,286	2	58,291
	Other	0	-	0	-	0	-	0	-
	Instruction	0	-	8	100,000	0	-	8	100,000
	Clinical	0	-	-	-	0	-	0	-
	Totals	1	39,779	9	125,000	3	294,286	10	158,291
EDUCATION									
Proposals**		0	-	1	299,970	3	196,960	2	467,970
Awards	Research	0	-	0	-	0	-	0	0
	Other	1	127,000	0	-	2	161,960	0	0
	Instruction	1	35,000	1	149,831	3	298,942	2	169,831
	Clinical	0	-	0	-	0	-	0	-
	Totals	2	162,000	1	149,831	5	460,902	2	169,831
ENGINEERING									
Proposals**		21	12,538,240	20	10,945,918	37	19,695,608	42	14,991,048
Awards	Research	38	5,277,697	25	2,544,759	60	6,600,146	44	4,014,129
	Other	3	56,048	3	92,419	6	79,913	7	135,419
	Instruction	0	0	0	-	0	-	3	59,576
	Clinical	0	-	0	-	0	-	0	-
	Totals	41	5,333,745	28	2,637,178	66	6,680,059	54	4,209,124
FINE ARTS									
Proposals**		0	-	0	-	0	-	0	-
Awards	Research	0	-	0	-	0	-	0	-
	Other	0	-	0	-	0	-	0	-
	Instruction	0	-	0	-	0	-	0	-
	Clinical	0	-	0	-	0	-	0	-
	Totals	0	-	0	-	0	-	0	-

		AUGUST 2000		AUGUST 1999		FISCAL YEAR TO DATE (7/00-8/00)		FISCAL YEAR TO DATE (7/99-8/99)	
		<u>No.</u>	<u>Total Amt.</u>	<u>No.</u>	<u>Total Amt.</u>	<u>No.</u>	<u>Total Amt.</u>	<u>No.</u>	<u>Total Amt.</u>
GRADUATE SCHOOL									
Proposals**		0	-	0	-	0	-	0	-
Awards	Research	0	-	0	-	0	-	0	-
	Other	0	-	0	-	0	-	0	-
	Instruction	0	-	0	-	0	-	0	-
	Clinical	0	-	0	-	0	-	0	-
	Totals	0	-	0	-	0	-	0	-
HEALTH									
Proposals**		2	270,660	0	-	2	270,660	5	597,262
Awards	Research	1	196,265	1	23,842	3	801,419	1	23,842
	Other	0	-	0	-	0	-	1	70,280
	Instruction	0	-	0	-	1	54,255	2	152,976
	Clinical	0	-	0	-	0	-	0	-
	Totals	1	196,265	1	23,842	4	855,674	4	247,098
HUMANITIES									
Proposals**		1	3,000	1	3,000	1	3,000	3	209,987
Awards	Research	1	170,011	0	-	1	170,011	1	3,000
	Other	0	-	0	-	0	-	0	-
	Instruction	0	-	2	192,960	1	10,800	2	192,960
	Clinical	0	-	0	-	0	-	0	-
	Totals	1	170,011	2	192,960	2	180,811	3	195,960
LAW									
Proposals**		0	-	0	-	0	-	0	-
Awards	Research	0	-	0	-	0	-	0	-
	Other	0	-	0	-	0	-	0	-
	Instruction	0	-	0	-	0	-	0	-
	Clinical	0	-	0	-	0	-	0	-
	Totals	0	-	0	-	0	-	0	-
MEDICINE									
Proposals**		33	12,133,208	26	9,558,129	72	27,977,780	62	22,396,129
Awards	Research	57	8,573,593	44	5,602,222	104	14,298,733	92	11,729,238
	Other	11	705,647	11	1,637,187	22	1,091,368	17	1,800,228
	Instruction	8	367,368	15	639,430	16	831,598	21	1,698,350
	Clinical	12	318,419	9	499,862	26	1,635,816	18	1,548,162
	Totals	88	9,965,027	79	8,378,701	168	17,857,515	148	16,775,978
MINES & EARTH SCIENCES									
Proposals**		10	1,336,325	14	2,337,507	18	2,521,554	23	3,833,506
Awards	Research	5	169,646	8	397,253	8	251,661	20	1,822,826
	Other	3	126,000	2	37,000	4	355,545	3	39,969
	Instruction	1	100,601	1	(5)	2	133,991	4	104,682
	Clinical	0	-	0	-	0	-	0	-
	Totals	9	396,247	11	434,248	14	741,197	27	1,967,477

		AUGUST 2000		AUGUST 1999		FISCAL YEAR TO DATE (7/00-8/00)		FISCAL YEAR TO DATE (7/99-8/99)	
		<i>No.</i>	<i>Total Amt.</i>	<i>No.</i>	<i>Total Amt.</i>	<i>No.</i>	<i>Total Amt.</i>	<i>No.</i>	<i>Total Amt.</i>
NURSING									
Proposals**		<i>1</i>	<i>150,000</i>	<i>1</i>	<i>208,783</i>	<i>1</i>	<i>150,000</i>	<i>1</i>	<i>208,783</i>
Awards	Research	2	55,700	1	114,691	3	124,895	1	114,691
	Other	0	-	0	-	0	-	1	97,924
	Instruction	0	-	0	-	0	-	1	69,394
	Clinical	0	-	0	-	0	-	0	-
	Totals	2	55,700	1	114,691	3	124,895	3	282,009
PHARMACY									
Proposals**		<i>3</i>	<i>1,999,484</i>	<i>2</i>	<i>217,088</i>	<i>8</i>	<i>4,674,756</i>	<i>5</i>	<i>1,274,658</i>
Awards	Research	5	984,593	6	1,926,496	11	1,433,687	16	3,446,455
	Other	1	142,800	2	430,509	3	151,565	4	487,700
	Instruction	0	-	0	-	0	-	0	-
	Clinical	1	49,406	1	44,000	2	162,356	3	141,279
	Totals	7	1,176,799	9	2,401,005	16	1,747,608	23	4,075,434
SCIENCE									
Proposals**		<i>9</i>	<i>16,193,797</i>	<i>4</i>	<i>642,410</i>	<i>24</i>	<i>27,218,890</i>	<i>26</i>	<i>7,324,019</i>
Awards	Research	32	3,315,453	19	2,474,405	56	6,030,850	43	6,171,629
	Other	1	25,000	0	-	2	38,000	1	400,000
	Instruction	3	53,437	2	28,000	5	291,444	4	93,096
	Clinical	0	-	0	-	0	-	0	-
	Totals	36	3,393,890	21	2,502,405	63	6,360,294	48	6,664,725
SOCIAL & BEHAVIORAL SCIENCES									
Proposals**		<i>9</i>	<i>642,628</i>	<i>2</i>	<i>47,410</i>	<i>11</i>	<i>875,881</i>	<i>7</i>	<i>365,759</i>
Awards	Research	6	356,694	5	382,474	11	534,707	7	564,930
	Other	2	(812)	4	90,245	5	9,738	6	127,711
	Instruction	0	-	1	22,000	1	51,827	2	71,150
	Clinical	0	-	0	-	0	-	0	-
	Totals	8	355,882	10	494,719	17	596,272	15	763,791
SOCIAL WORK									
Proposals**		<i>3</i>	<i>384,842</i>	<i>0</i>	<i>-</i>	<i>5</i>	<i>1,550,051</i>	<i>1</i>	<i>678,894</i>
Awards	Research	0	0	1	231,049	0	-	4	251,395
	Other	1	6,600	2	463,210	2	541,948	0	-
	Instruction	2	152,369	0	-	2	152,369	4	613,022
	Clinical	0	-	0	-	0	-	0	-
	Totals	3	158,969	3	694,259	4	694,317	8	864,417
VP FOR ACADEMIC AFFAIRS*									
Proposals**		<i>1</i>	<i>395,137</i>	<i>5</i>	<i>973,816</i>	<i>3</i>	<i>431,143</i>	<i>10</i>	<i>1,526,714</i>
Awards	Research	0	-	1	600	0	-	1	600
	Other	1	3,500	4	323,175	5	114,531	7	805,413
	Instruction	1	9,000	0	-	1	9,000	0	-
	Clinical	0	-	0	-	0	-	0	-
	Totals	2	12,500	5	323,775	6	123,531	8	806,013

		AUGUST 2000		AUGUST 1999		FISCAL YEAR TO DATE (7/00-8/00)		FISCAL YEAR TO DATE (7/99-8/99)	
		<u>No.</u>	<u>Total Amt.</u>	<u>No.</u>	<u>Total Amt.</u>	<u>No.</u>	<u>Total Amt.</u>	<u>No.</u>	<u>Total Amt.</u>
VP FOR ADMINISTRATIVE SERVICES*									
Proposals**		0	-	0	-	0	-	0	-
Awards	Research	0	-	0	-	0	-	0	-
	Other	0	-	0	-	0	-	0	-
	Instruction	0	-	0	-	0	-	0	-
	Clinical	0	-	0	-	0	-	0	-
	Totals	0	-	0	-	0	-	0	-
VP FOR HEALTH SCIENCES*									
Proposals**		5	863,979	1	145,563	10	16,366,729	5	28,205,345
Awards	Research	15	3,148,257	10	656,536	135	19,029,536	80	30,153,418
	Other	0	-	0	-	0	-	0	-
	Instruction	1	25,000	0	-	1	25,000	1	36,000
	Clinical	2	90,005	0	-	2	90,005	1	82,500
	Totals	18	3,263,262	10	656,536	138	19,144,541	82	30,271,918
VP FOR RESEARCH*									
Proposals**		1	4,954	0	-	2	604,883	1	6,000
Awards	Research	1	67,000	0	-	1	67,000	0	-
	Other	10	154,954	0	-	15	267,954	0	-
	Instruction	0	-	0	-	0	-	0	-
	Clinical	0	-	0	-	1	4,500	0	-
	Totals	11	221,954	0	-	17	339,454	0	-
VP FOR STUDENT AFFAIRS & SERVICES*									
Proposals**		2	40,394	0	-	2	40,394	1	25,500
Awards	Research	0	-	1	9,000	0	-	1	9,000
	Other	1	14,894	0	-	1	14,894	0	-
	Instruction	1	10,000	1	228,990	2	243,570	1	228,990
	Clinical	0	-	0	-	0	-	0	-
	Totals	2	24,894	2	237,990	3	258,464	2	237,990
VP FOR UNIVERSITY RELATIONS*									
Proposals**		2	3,005,000	1	323,751	2	3,005,000	2	1,060,044
Awards	Research	0	-	0	-	0	-	0	-
	Other	0	-	1	323,751	0	-	2	1,060,043
	Instruction	0	-	0	-	0	-	0	-
	Clinical	0	-	0	-	0	-	0	-
	Totals	0	-	1	323,751	0	-	2	1,060,043
Totals, Proposals		104	49,964,348	79	25,728,345	202	105,585,989	197	83,196,618
Totals, AWARDS		233	\$24,929,624	193	\$19,690,891	531	\$56,527,030	439	\$68,750,099

* Amounts for Vice-Presidents' Offices may reflect activity by Institutes, Centers & other discrete organizational entities that report directly to their cognizant Vice Presidents, rather than to a College or Graduate School.