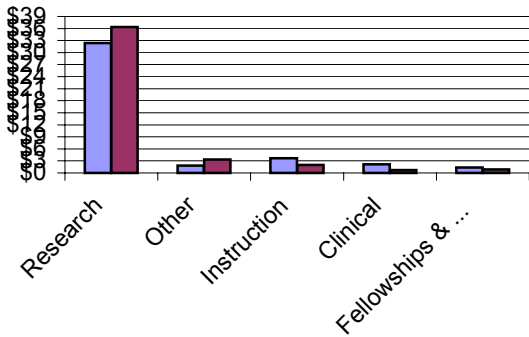




# Part I of V Summary of University Research Activity July 2003

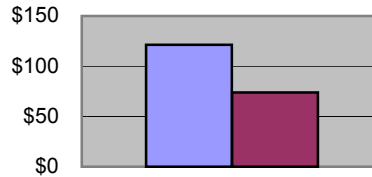
## July 2003 vs. July 2002

**Awards, In Millions**



■ Awards This Month  
■ Awards, Same Month Last Year

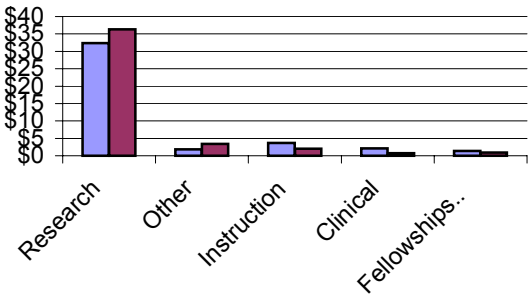
**Proposals, In Millions**



■ All Proposals, This Month  
■ All Proposals, Same Month Last Year

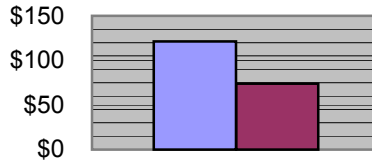
## FYTD July 2003 vs. FYTD July 2002

**Awards, In Millions**



■ Awards, This Fiscal Year To Date  
■ Awards, Same Month Last Fiscal Year To Date

**Proposals, In Millions**



■ All Proposals, This Fiscal Year To Date  
■ All Proposals, Last Fiscal Year To Date

## VICE-PRESIDENT FOR RESEARCH

*July 2003*

### Part II of V--PROPOSALS AND AWARDS OVER \$2 MILLION AMENDED -- PLEASE INSERT PAGE INTO YOUR COPY\*

DATE: August 15, 2003

#### PROPOSALS

	<i>Department</i>	<i>Sponsor Name</i>	<i>Proposal Title</i>	<i>Start Date</i>	<i>End Date</i>	<i>Total Amount</i>
<b>College of Engineering</b>						
Normann, Richard A	Bioengineering	NSF/Natl Science Fndn	A Peripheral Nerve, Intrafascicular Multielectrode Array.	4/1/04	3/31/09	\$3,456,214
<b>College of Humanities</b>						
Peterson, Taria Rai	Communication	NSF/Natl Science Fndn	Carbon Dioxide Reduction Evaluation (Core) Center.	1/1/04	12/30/08	\$6,962,030
<b>Medicine</b>						
Okifuji, Akiko	Anesthesiology	PHS/Public Health Service	Behavioral Preparation For Treating Fibromyalgia.	4/1/03	3/31/08	\$3,115,477
Gleich, Gerald J	Dermatology	PHS/Public Health Service	Eosinophils, Asthma, And Topical Anesthetics.	4/1/04	3/31/09	\$2,114,847
Goldfarb-Rumyantzev	Internal Medicine	PHS/Public Health Service	Optimal Volume Status Of Dialysis Patients.	4/1/04	3/31/09	\$2,387,702
Smith, A Gordon	Neurology	PHS/Public Health Service	Cutaneous Measures Of Diabetic Neuropathy.	4/1/04	3/31/08	\$2,007,869
<b>Pharmacy</b>						
Bealer, Steven L	Pharmacology & Toxicology	PHShs/Public Health Service/Natl Inst Child Hlth Huma	Central Control Of Oxytocin Release During Gestation.	3/1/04	2/28/09	\$2,185,156
<b>VP/Health Sciences</b>						
Kerber, Richard A	Huntsman Cancer Institute	PHS/Public Health Service	The Utah Study Of Exceptional Familial Survival.	2/1/04	1/31/09	\$3,183,625
Prescott, Stephen M	Huntsman Cancer Institute	Huntsman Fndn	Huntsman Cancer Institute - FY 2003-2004.	7/1/03	6/30/04	\$20,000,000
<b>AWARDS</b>						
	<i>Department</i>	<i>Sponsor Name</i>	<i>Proposal Title</i>	<i>Start Date</i>	<i>End Date</i>	<i>Total Amount</i>
<b>Social &amp; Behavioral Sciences</b>						
Hepner, George F	Geography	EPA/US Environ Protect Agency	Southwest Center For Environmental Research And Policy	7/1/03	8/31/06	\$2,235,400 *
<b>VP/Health Sciences</b>						
Prescott, Stephen M	Huntsman Cancer Inst	Huntsman Fndn	Huntsman Cancer Institute - FY 2003-2004.	7/1/2003	6/30/2004	\$10,000,000 *

\*FY2003-2004 Awards Over \$2 Million Totals Amended

**VICE-PRESIDENT FOR RESEARCH**  
*July 2003*  
**Part III of V--AWARDS BY SPONSOR**

DATE: August 15, 2003

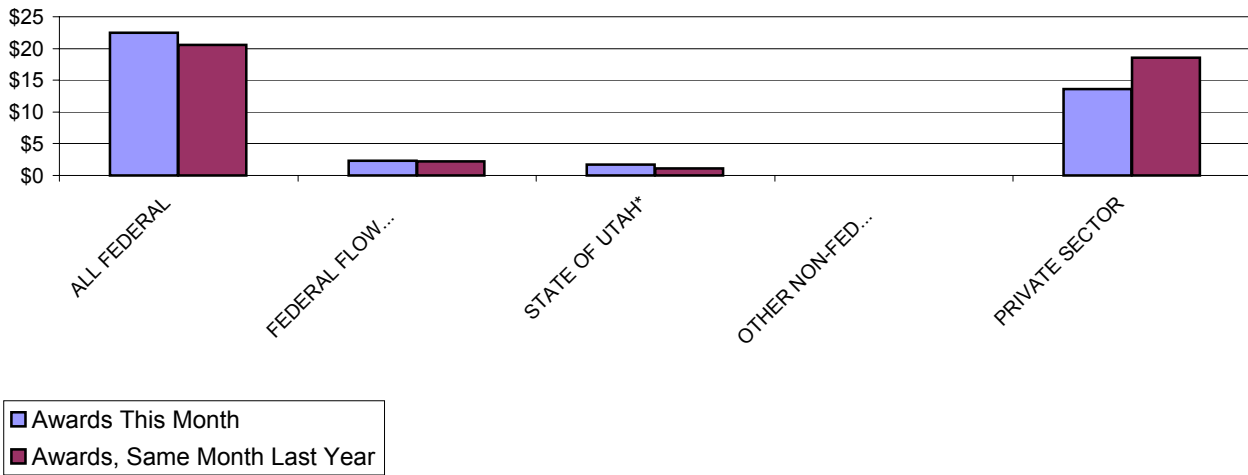
	July 2003		July 2002		FISCAL YEAR TO DATE (Jul 2003)		FISCAL YEAR TO DATE (Jul 2002)	
	<u>No.</u>	<u>Total Amt.</u>	<u>No.</u>	<u>Total Amt.</u>	<u>No.</u>	<u>Total Amt.</u>	<u>No.</u>	<u>Total Amt.</u>
<b>ALL FEDERAL</b>	<b>133</b>	<b>\$ 22,430,056</b>	<b>118</b>	<b>\$ 20,552,854</b>	<b>133</b>	<b>\$ 22,430,056</b>	<b>118</b>	<b>\$ 20,552,854</b>
<i>Misc. Federal Agencies</i>	0	-	0	-	0	-	0	-
Nat'l Aeronaut/Space Adm	0	-	0	-	0	-	0	-
Nat'l Endowmt/Humanities	0	-	0	-	0	-	0	-
Nat'l Science Foundation	21	2,144,628	24	4,391,150	21	2,144,628	24	4,391,150
US Dept of Agriculture	0	-	0	-	0	-	0	-
US Dept of Commerce	0	-	2	24,747	0	-	2	24,747
US Dept of Defense	3	321,720	5	751,975	3	321,720	5	751,975
US Dept of Education	5	1,159,237	4	514,691	5	1,159,237	4	514,691
US Dept of Energy	8	1,033,728	11	1,097,463	8	1,033,728	11	1,097,463
US Dept of the Interior	6	115,096	5	210,972	6	115,096	5	210,972
US Dept of Transportation	0	-	0	-	0	-	0	-
US Environmental Prot Agcy	11	2,235,400	0	-	11	2,235,400	0	-
US Health & Human Servs	79	15,420,247	67	13,561,856	79	15,420,247	67	13,561,856
US Veterans Admin	0	-	0	-	0	-	0	-
<b>FEDERAL FLOW-DOWN</b>	<b>39</b>	<b>2,279,505</b>	<b>39</b>	<b>2,190,466</b>	<b>39</b>	<b>2,279,505</b>	<b>39</b>	<b>2,190,466</b>
<b>STATE OF UTAH*</b>	<b>24</b>	<b>1,676,782</b>	<b>17</b>	<b>1,078,089</b>	<b>24</b>	<b>1,676,782</b>	<b>17</b>	<b>1,078,089</b>
<b>OTHER NON-FED GOVT.</b>	<b>3</b>	<b>65,827</b>	<b>0</b>	<b>-</b>	<b>3</b>	<b>65,827</b>	<b>0</b>	<b>-</b>
<b>PRIVATE SECTOR</b>	<b>79</b>	<b>13,588,418</b>	<b>105</b>	<b>18,576,332</b>	<b>79</b>	<b>13,588,418</b>	<b>105</b>	<b>18,576,332</b>
Commercial Sponsors	42	2,895,850	38	2,978,531	42	2,895,850	38	2,978,531
Not-For-Profit Sponsors	37	10,692,568	67	15,597,801	37	10,692,568	67	15,597,801
<b>GRAND TOTALS</b>	<b>278</b>	<b>\$ 40,040,588</b>	<b>279</b>	<b>\$ 42,397,741</b>	<b>278</b>	<b>\$ 40,040,588</b>	<b>279</b>	<b>\$ 42,397,741</b>

\* State of Utah direct and prime flow-down sponsorship

## Part III of V Summary of Awards by Sponsor July 2003

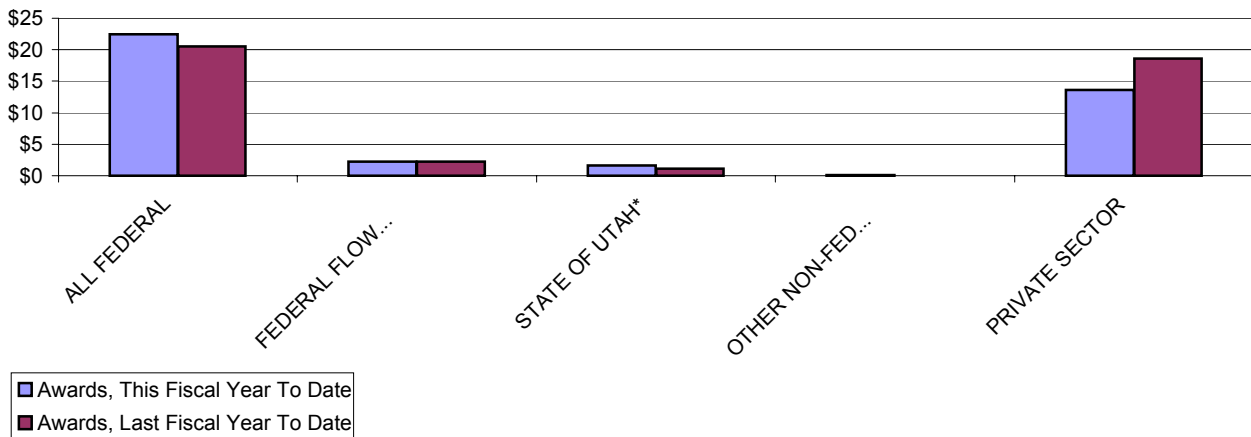
**July 2003 vs. July 2002**

**Awards, In Millions**



**FYTD July 2003 vs. FYTD July 2002**

**Awards, In Millions**



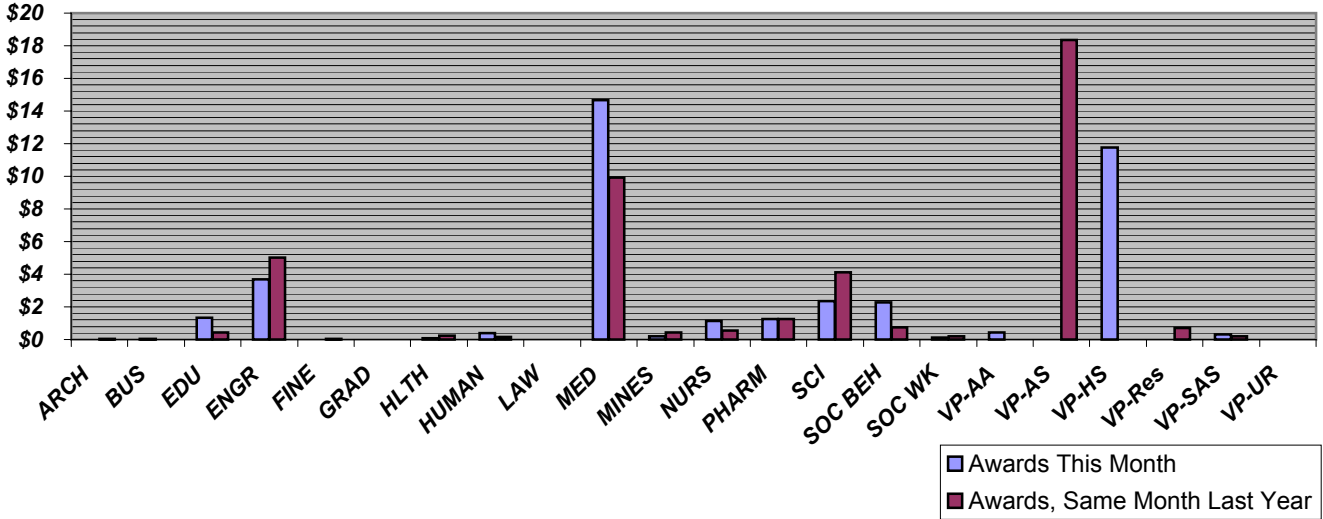
**VICE-PRESIDENT FOR RESEARCH**  
*July 2003*  
**Part IV of V--AWARDS BY COLLEGE**

DATE: August 15, 2003

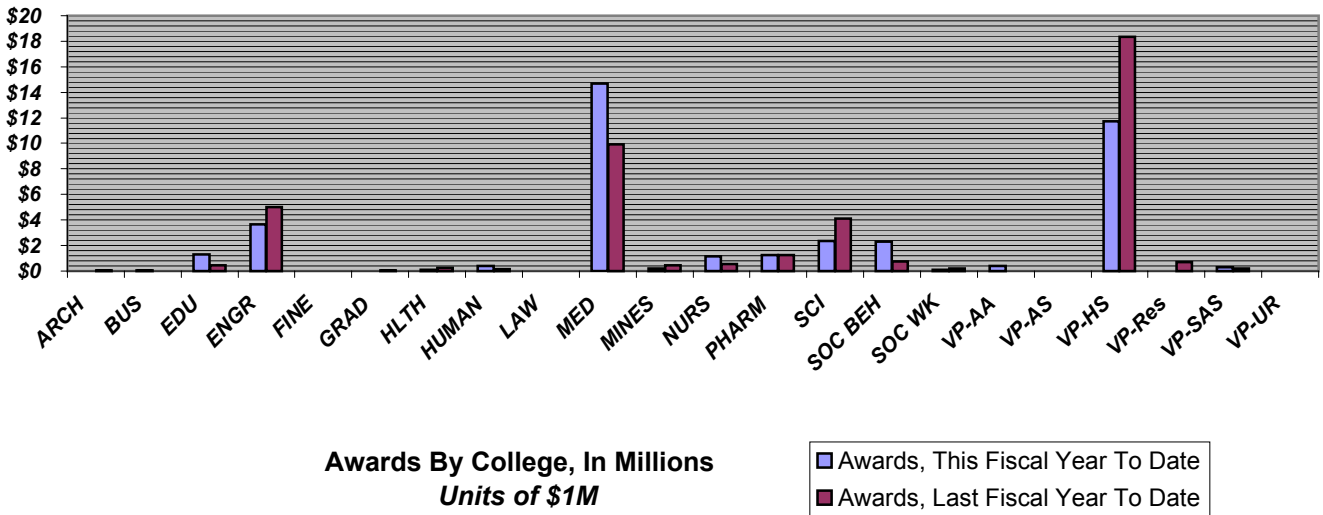
	July 2003		July 2002		FISCAL YEAR TO DATE (Jul 2003)		FISCAL YEAR TO DATE (Jul 2002)	
	<u>No.</u>	<u>Total Amt.</u>	<u>No.</u>	<u>Total Amt.</u>	<u>No.</u>	<u>Total Amt.</u>	<u>No.</u>	<u>Total Amt.</u>
ARCHITECTURE	0	-	2	49,190	0	-	2	49,190
BUSINESS	2	53,363	0	-	2	53,363	0	-
EDUCATION	9	1,318,320	3	442,349	9	1,318,320	3	442,349
ENGINEERING	37	3,674,096	40	5,010,931	37	3,674,096	40	5,010,931
FINE ARTS	0	-	1	25,000	0	-	1	25,000
GRADUATE SCHOOL	0	-	1	37,270	0	-	1	37,270
HEALTH	3	84,303	2	234,170	3	84,303	2	234,170
HUMANITIES	2	409,000	1	143,000	2	409,000	1	143,000
LAW	0	-	0	-	0	-	0	-
MEDICINE	121	14,672,131	81	9,934,367	121	14,672,131	81	9,934,367
MINES & EARTH SCIENCES	9	200,573	12	444,532	9	200,573	12	444,532
NURSING	5	1,128,389	4	538,655	5	1,128,389	4	538,655
PHARMACY	11	1,273,249	12	1,264,753	11	1,273,249	12	1,264,753
SCIENCE	18	2,347,853	35	4,100,626	18	2,347,853	35	4,100,626
SOCIAL & BEHAVIORAL SCIENCES	13	2,285,097	16	740,892	13	2,285,097	16	740,892
SOCIAL WORK	6	117,730	5	200,236	6	117,730	5	200,236
VP/ACADEMIC AFFAIRS	5	419,001	1	5,000	5	419,001	1	5,000
VP/ADMINISTRATIVE SERVICES	0	-	0	-	0	-	0	-
VP/BUDGET & PLANNING	0	-	0	-	0	-	0	-
VP/HEALTH SCIENCES	33	11,746,824	55	18,340,654	33	11,746,824	55	18,340,654
VP/RESEARCH	2	10,000	5	690,648	2	10,000	5	690,648
VP/STUDENT AFFAIRS & SERVICES	2	300,659	3	195,468	2	300,659	3	195,468
VP/UNIVERSITY RELATIONS	0	-	0	-	0	-	0	-
<b>GRAND TOTALS</b>	<b>278</b>	<b>\$40,040,588</b>	<b>279</b>	<b>\$42,397,741</b>	<b>278</b>	<b>\$40,040,588</b>	<b>279</b>	<b>\$42,397,741</b>

## Part IV of V Summary of Awards by College July 2003

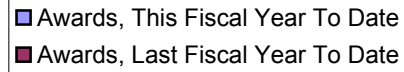
### July 2003 vs. July 2002



### FYTD July 2003 vs. FYTD July 2002



**Awards By College, In Millions**  
Units of \$1M



**VICE-PRESIDENT FOR RESEARCH**  
**July 2003**  
**Part V of V--GENERAL COLLEGE ACTIVITY**

DATE: August 15, 2003

		July 2003		July 2002		FISCAL YEAR TO DATE (Jul 2003)		FISCAL YEAR TO DATE (Jul 2002)	
		<u>No.</u>	<u>Total Amt.</u>	<u>No.</u>	<u>Total Amt.</u>	<u>No.</u>	<u>Total Amt.</u>	<u>No.</u>	<u>Total Amt.</u>
<b>ARCHITECTURE</b>									
<b>Proposals</b>		0	-	0	-	0	-	0	-
<b>Awards</b>	Research	0	-	1	47,820	0	-	1	47,820
	Other	0	-	1	1,370	0	-	1	1,370
	Instruction	0	-	0	-	0	-	0	-
	Clinical	0	-	0	-	0	-	0	-
	<b>Totals</b>	0	-	2	49,190	0	-	2	49,190
<b>BUSINESS</b>									
<b>Proposals</b>		1	10,000	1	51,635	1	10,000	1	51,635
<b>Awards</b>	Research	2	53,363	0	-	2	53,363	0	-
	Other	0	-	0	-	0	-	0	-
	Instruction	0	-	0	-	0	-	0	-
	Clinical	0	-	0	-	0	-	0	-
	<b>Totals</b>	2	53,363	0	-	2	53,363	0	-
<b>EDUCATION</b>									
<b>Proposals</b>		2	383,641	1	40,000	2	383,641	1	40,000
<b>Awards</b>	Research	4	389,594	1	80,374	4	389,594	1	80,374
	Other	1	119,685	1	239,000	1	119,685	1	239,000
	Instruction	4	809,041	1	122,975	4	809,041	1	122,975
	Clinical	0	-	0	-	0	-	0	-
	<b>Totals</b>	9	1,318,320	3	442,349	9	1,318,320	3	442,349
<b>ENGINEERING</b>									
<b>Proposals</b>		25	10,888,809	16	6,070,414	25	10,888,809	16	6,070,414
<b>Awards</b>	Research	31	3,564,070	38	4,970,831	31	3,564,070	38	4,970,831
	Other	4	60,026	1	15,100	4	60,026	1	15,100
	Instruction	2	50,000	1	25,000	2	50,000	1	25,000
	Clinical	0	-	0	-	0	-	0	-
	<b>Totals</b>	37	3,674,096	40	5,010,931	37	3,674,096	40	5,010,931
<b>FINE ARTS</b>									
<b>Proposals</b>		0	-	1	19,460	0	-	1	19,460
<b>Awards</b>	Research	0	-	0	-	0	-	0	-
	Other	0	-	1	25,000	0	-	1	25,000
	Instruction	0	-	0	-	0	-	0	-
	Clinical	0	-	0	-	0	-	0	-
	<b>Totals</b>	0	-	1	25,000	0	-	1	25,000



		July 2003		July 2002		FISCAL YEAR TO DATE (Jul 2003)		FISCAL YEAR TO DATE (Jul 2002)	
		<u>No.</u>	<u>Total Amt.</u>	<u>No.</u>	<u>Total Amt.</u>	<u>No.</u>	<u>Total Amt.</u>	<u>No.</u>	<u>Total Amt.</u>
<b>GRADUATE SCHOOL</b>									
<i>Proposals</i>		0	-	1	37,270	0	-	1	37,270
<i>Awards</i>	Research	0	-	1	37,270	0	-	1	37,270
	Other	0	-	0	-	0	-	0	-
	Instruction	0	-	0	-	0	-	0	-
	Clinical	0	-	0	-	0	-	0	-
	<i>Totals</i>	0	-	1	37,270	0	-	1	37,270

## HEALTH

<i>Proposals</i>		5	1,275,895	2	502,800	5	1,275,895	2	502,800
<i>Awards</i>	Research	1	14,911	0	-	1	14,911	0	-
	Other	2	69,392	1	176,723	2	69,392	1	176,723
	Instruction	0	-	1	57,447	0	-	1	57,447
	Clinical	0	-	0	-	0	-	0	-
	<i>Totals</i>	3	84,303	2	234,170	3	84,303	2	234,170

## HUMANITIES

<i>Proposals</i>		2	6,978,743	1	143,000	2	6,978,743	1	143,000
<i>Awards</i>	Research	0	-	0	-	0	-	0	-
	Other	0	-	0	-	0	-	0	-
	Instruction	2	409,000	1	143,000	2	409,000	1	143,000
	Clinical	0	-	0	-	0	-	0	-
	<i>Totals</i>	2	409,000	1	143,000	2	409,000	1	143,000

## LAW

<i>Proposals</i>		0	-	0	-	0	-	0	-
<i>Awards</i>	Research	0	-	0	-	0	-	0	-
	Other	0	-	0	-	0	-	0	-
	Instruction	0	-	0	-	0	-	0	-
	Clinical	0	-	0	-	0	-	0	-
	<i>Totals</i>	0	-	0	-	0	-	0	-

## MEDICINE

<i>Proposals</i>		84	47,413,911	45	21,720,432	84	47,413,911	45	21,720,432
<i>Awards</i>	Research	76	10,676,941	63	8,009,288	76	10,676,941	63	8,009,288
	Other	14	650,815	9	588,827	14	650,815	9	588,827
	Instruction	9	1,403,002	6	1,255,269	9	1,403,002	6	1,255,269
	Clinical	22	1,941,373	3	80,983	22	1,941,373	3	80,983
	<i>Totals</i>	121	14,672,131	81	9,934,367	121	14,672,131	81	9,934,367

## MINES & EARTH SCIENCES

<i>Proposals</i>		13	2,399,237	14	4,463,530	13	2,399,237	14	4,463,530
<i>Awards</i>	Research	4	119,905	9	320,821	4	119,905	9	320,821
	Other	5	80,668	3	123,711	5	80,668	3	123,711
	Instruction	0	-	0	-	0	-	0	-
	Clinical	0	-	0	-	0	-	0	-
	<i>Totals</i>	9	200,573	12	444,532	9	200,573	12	444,532

		July 2003		July 2002		FISCAL YEAR TO DATE (Jul 2003)		FISCAL YEAR TO DATE (Jul 2002)	
	<u>No.</u>	<u>Total Amt.</u>	<u>No.</u>	<u>Total Amt.</u>	<u>No.</u>	<u>Total Amt.</u>	<u>No.</u>	<u>Total Amt.</u>	
<b>NURSING</b>									
<i>Proposals</i>	1	598,524	1	415,807	1	598,524	1	415,807	

<i>Awards</i>	Research	2	585,532	4	538,655	2	585,532	4	538,655
	Other	1	69,160	0	-	1	69,160	0	-
	Instruction	2	473,697	0	-	2	473,697	0	-
	Clinical	0	-	0	-	0	-	0	-
	<i>Totals</i>	5	1,128,389	4	538,655	5	1,128,389	4	538,655

## PHARMACY

<i>Proposals</i>	15	9,774,643	10	2,249,446	15	9,774,643	10	2,249,446
------------------	----	-----------	----	-----------	----	-----------	----	-----------

<i>Awards</i>	Research	4	835,000	8	915,681	4	835,000	8	915,681
	Other	6	321,021	4	349,072	6	321,021	4	349,072
	Instruction	0	-	0	-	0	-	0	-
	Clinical	1	117,228	0	-	1	117,228	0	-
	<i>Totals</i>	11	1,273,249	12	1,264,753	11	1,273,249	12	1,264,753

## SCIENCE

<i>Proposals</i>	19	10,559,349	19	8,042,249	19	10,559,349	19	8,042,249
------------------	----	------------	----	-----------	----	------------	----	-----------

<i>Awards</i>	Research	13	1,890,641	31	3,947,164	13	1,890,641	31	3,947,164
	Other	0	-	1	9,250	0	-	1	9,250
	Instruction	3	448,712	3	144,212	3	448,712	3	144,212
	Clinical	2	8,500	0	-	2	8,500	0	-
	<i>Totals</i>	18	2,347,853	35	4,100,626	18	2,347,853	35	4,100,626

## SOCIAL & BEHAVIORAL SCIENCES

<i>Proposals</i>	6	3,106,143	6	3,293,445	6	3,106,143	6	3,293,445
------------------	---	-----------	---	-----------	---	-----------	---	-----------

<i>Awards</i>	Research	13	2,285,097	13	683,825	13	2,285,097	13	683,825
	Other	0	-	2	3,000	0	-	2	3,000
	Instruction	0	-	1	54,067	0	-	1	54,067
	Clinical	0	-	0	-	0	-	0	-
	<i>Totals</i>	13	2,285,097	16	740,892	13	2,285,097	16	740,892

## SOCIAL WORK

<i>Proposals</i>	4	1,433,210	2	173,980	4	1,433,210	2	173,980
------------------	---	-----------	---	---------	---	-----------	---	---------

<i>Awards</i>	Research	3	68,988	0	-	3	68,988	0	-
	Other	3	48,742	5	200,236	3	48,742	5	200,236
	Instruction	0	-	0	-	0	-	0	-
	Clinical	0	-	0	-	0	-	0	-
	<i>Totals</i>	6	117,730	5	200,236	6	117,730	5	200,236

## VP FOR ACADEMIC AFFAIRS\*

<i>Proposals</i>	0	-	1	5,000	0	-	1	5,000
------------------	---	---	---	-------	---	---	---	-------

<i>Awards</i>	Research	2	9,000	0	-	2	9,000	0	-
	Other	3	410,001	1	5,000	3	410,001	1	5,000
	Instruction	0	-	0	-	0	-	0	-
	Clinical	0	-	0	-	0	-	0	-
	<i>Totals</i>	5	419,001	1	5,000	5	419,001	1	5,000

		July 2003		July 2002		FISCAL YEAR TO DATE (Jul 2003)		FISCAL YEAR TO DATE (Jul 2002)	
		<u>No.</u>	<u>Total Amt.</u>	<u>No.</u>	<u>Total Amt.</u>	<u>No.</u>	<u>Total Amt.</u>	<u>No.</u>	<u>Total Amt.</u>

**VP FOR ADMINISTRATIVE SERVICES\***

<i>Proposals</i>		0	-	0	-	0	-	0	-
<i>Awards</i>	Research	0	-	0	-	0	-	0	-
	Other	0	-	0	-	0	-	0	-
	Instruction	0	-	0	-	0	-	0	-
	Clinical	0	-	0	-	0	-	0	-
	<i>Totals</i>	0	-	0	-	0	-	0	-

**VP FOR BUDGET & PLANNING\***

<i>Proposals</i>		0	-	0	-	0	-	0	-
<i>Awards</i>	Research	0	-	0	-	0	-	0	-
	Other	0	-	0	-	0	-	0	-
	Instruction	0	-	0	-	0	-	0	-
	Clinical	0	-	0	-	0	-	0	-
	<i>Totals</i>	0	-	0	-	0	-	0	-

**VP FOR HEALTH SCIENCES\***

<i>Proposals</i>		12	25,911,980	5	26,630,491	12	25,911,980	5	26,630,491
<i>Awards</i>	Research	30	11,601,327	48	16,691,239	30	11,601,327	48	16,691,239
	Other	1	25,000	4	1,019,915	1	25,000	4	1,019,915
	Instruction	1	47,000	0	-	1	47,000	0	-
	Clinical	1	73,497	3	629,500	1	73,497	3	629,500
	<i>Totals</i>	33	11,746,824	55	18,340,654	33	11,746,824	55	18,340,654

**VP FOR RESEARCH\***

<i>Proposals</i>		0	-	0	-	0	-	0	-
<i>Awards</i>	Research	2	10,000	1	90,075	2	10,000	1	90,075
	Other	0	-	4	600,573	0	-	4	600,573
	Instruction	0	-	0	-	0	-	0	-
	Clinical	0	-	0	-	0	-	0	-
	<i>Totals</i>	2	10,000	5	690,648	2	10,000	5	690,648

**VP FOR STUDENT AFFAIRS & SERVICES\***

<i>Proposals</i>		0	-	1	15,481	0	-	1	15,481
<i>Awards</i>	Research	1	300,159	0	-	1	300,159	0	-
	Other	1	500	1	500	1	500	1	500
	Instruction	0	-	2	194,968	0	-	2	194,968
	Clinical	0	-	0	-	0	-	0	-
	<i>Totals</i>	2	300,659	3	195,468	2	300,659	3	195,468

**VP FOR UNIVERSITY RELATIONS\***

<i>Proposals</i>		1	500,000	0	-	1	500,000	0	-
<i>Awards</i>	Research	0	-	0	-	0	-	0	-
	Other	0	-	0	-	0	-	0	-
	Instruction	0	-	0	-	0	-	0	-
	Clinical	0	-	0	-	0	-	0	-
	<i>Totals</i>	0	-	0	-	0	-	0	-

	July 2003		July 2002		FISCAL YEAR TO DATE (Jul 2003)		FISCAL YEAR TO DATE (Jul 2002)	
	<u>No.</u>	<u>Total Amt.</u>	<u>No.</u>	<u>Total Amt.</u>	<u>No.</u>	<u>Total Amt.</u>	<u>No.</u>	<u>Total Amt.</u>
<b>Totals, Proposals</b>	190	\$121,234,085	127	\$73,874,440	190	\$121,234,085	127	\$73,874,440
<b><u>Totals, AWARDS</u></b>	278	\$40,040,588	279	\$42,397,741	278	\$40,040,588	279	\$42,397,741

*\* Amounts for Vice-Presidents' Offices may reflect activity by Institutes, Centers & other discrete organizational entities that report directly to their cognizant Vice Presidents, rather than to a College or Graduate School.*