

DATE: September 19, 2002

TO: J. Bernard Machen SUBJECT: 5-Part Monthly Activity Report  
 FROM: Raymond F. Gesteland

**Part I of IV--RESEARCH ACTIVITY SUMMARY**

	July 2002		July 2001		FISCAL YEAR TO DATE (Jul 2002)		FISCAL YEAR TO DATE (Jul 2001)	
	<u>No.</u>	<u>Total Amt.</u>	<u>No.</u>	<u>Total Amt.</u>	<u>No.</u>	<u>Total Amt.</u>	<u>No.</u>	<u>Total Amt.</u>
<b>PROPOSALS*</b>	127	\$ 73,874,440	144	\$ 86,752,592	127	\$ 73,874,440	144	\$ 86,752,592
<b>AWARDS</b>								
Research	217	\$36,021,327	162	\$31,798,594	217	\$36,021,327	162	\$31,798,594
Other	42	2,573,019	17	1,389,457	42	2,573,019	17	1,389,457
Instruction	14	2,124,567	19	2,155,107	14	2,124,567	19	2,155,107
Clinical	6	1,678,828	12	920,537	6	1,678,828	12	920,537
<b>SUBTOTALS</b>	<b>279</b>	<b>42,397,741</b>	<b>210</b>	<b>36,263,695</b>	<b>279</b>	<b>42,397,741</b>	<b>210</b>	<b>36,263,695</b>
<b>Fellowships &amp; Financial Aids</b>		913,698		1,372,362		913,698		1,372,362
<b>ALL AWARD TOTALS</b>		<b>\$ 43,311,439</b>		<b>\$ 37,636,057</b>		<b>\$ 43,311,439</b>		<b>\$ 37,636,057</b>

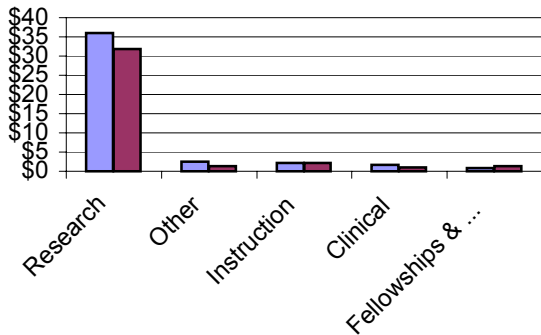
- cc: Coralie Alder  
 A. Lorris Betz  
 Vincent Bogdanski  
 Paul Brinkman  
 Jayne Carney  
 Arnold B. Combe  
 Fred C. Esplin  
 Cecelia H. Foxley  
 John G. Francis  
 Raymond F. Gesteland  
 Peter L. Goss  
 Jerry Kaplan  
 Nancy Lyon  
 J. Michael Mattsson  
 Barbara K. Nielsen  
 David W. Pershing  
 Ronald J. Pugmire  
 Lee Siegel  
 Amy Sikalis  
 Laura Snow

**Raymond F. Gesteland**  
 Vice-President for Research

# Part I of V Summary of University Research Activity July 2002

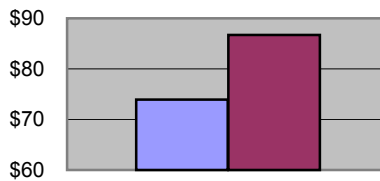
## July 2002 vs. July 2001

**Awards, In Millions**



■ Awards This Month  
■ Awards, Same Month Last Year

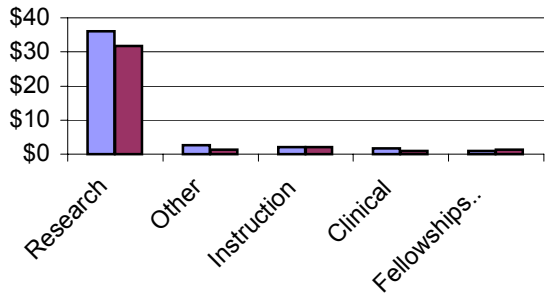
**Proposals, In Millions**



■ All Proposals, This Month  
■ All Proposals, Same Month Last Year

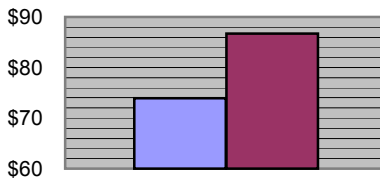
## FYTD July 2002 vs. FYTD July 2001

**Awards, In Millions**



■ Awards, This Fiscal Year To Date  
■ Awards, Same Month Last Fiscal Year To Date

**Proposals, In Millions**



■ All Proposals, This Fiscal Year To Date  
■ All Proposals, Last Fiscal Year To Date

**VICE-PRESIDENT FOR RESEARCH**  
*July 2002*  
**Part II of V--PROPOSALS AND AWARDS OVER \$2 MILLION**

DATE: September 19, 2002

**PROPOSALS**

	<i>Department</i>	<i>Sponsor Name</i>	<i>Proposal Title</i>	<i>Start Date</i>	<i>End Date</i>	<i>Total Amount</i>
<b>Medicine</b>						
Byington,Carrie L	Pediatrics	PHS/Public Health Service/Center For Disease Contrl	Enhanced Surveillance For Newly Vaccine Preventable Disease	9/30/02	9/29/07	\$3,049,693
<b>VP/Health Sciences</b>						
Prescott,Stephen M	Huntsman Cancer Institute/Misc. Private	Huntsman Fndn	Huntsman Cancer Institute. Cost Reimbursable.	7/1/02	6/30/03	\$15,000,000
Wiggins,Charles L	Utah Cancer Registry	PHS/Public Health Service/Natl Cancer Institute	Survelliance, Epidemiology And End Results (Seer) Program.	8/1/03	7/31/10	\$11,298,574

**AWARDS**

	<i>Department</i>	<i>Sponsor Name</i>	<i>Proposal Title</i>	<i>Start Date</i>	<i>End Date</i>	<i>Total Amount</i>
<b>VP/Health Sciences</b>						
Prescott,Stephen M	Huntsman Cancer Institute/Misc. Private	Huntsman Fndn	Huntsman Cancer Institute. Cost Reimbursable.	7/1/02	6/30/03	\$15,000,000

**VICE-PRESIDENT FOR RESEARCH**  
*July 2002*  
**Part III of IV--AWARDS BY SPONSOR**

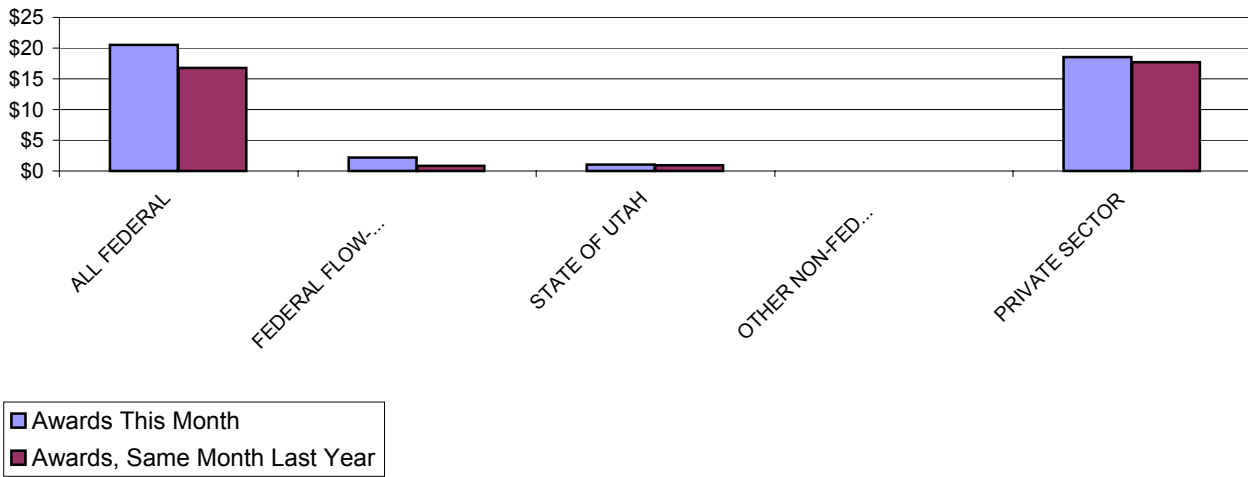
DATE: September 19, 2002

	July 2002		July 2001		FISCAL YEAR TO DATE (Jul 2000)		FISCAL YEAR TO DATE (Jul 1999)	
	<u>No.</u>	<u>Total Amt.</u>	<u>No.</u>	<u>Total Amt.</u>	<u>No.</u>	<u>Total Amt.</u>	<u>No.</u>	<u>Total Amt.</u>
<b>ALL FEDERAL</b>	<b>118</b>	<b>\$ 20,552,854</b>	<b>78</b>	<b>\$ 16,758,541</b>	<b>118</b>	<b>\$ 20,552,854</b>	<b>78</b>	<b>\$ 16,758,541</b>
<i>Misc. Federal Agencies</i>	0	-	0	-	0	-	0	-
Nat'l Aeronaut/Space Adm	0	-	0	-	0	-	0	-
Nat'l Endowmt/Humanitie:	0	-	0	-	0	-	0	-
Nat'l Science Foundation	24	4,391,150	10	982,125	24	4,391,150	10	982,125
US Dept of Agriculture	0	-	2	290,000	0	-	2	290,000
US Dept of Commerce	2	24,747	0	-	2	24,747	0	-
US Dept of Defense	5	751,975	0	-	5	751,975	0	-
US Dept of Education	4	514,691	2	488,646	4	514,691	2	488,646
US Dept of Energy	11	1,097,463	5	758,469	11	1,097,463	5	758,469
US Dept of the Interior	5	210,972	1	32,382	5	210,972	1	32,382
US Dept of Transportation	0	-	0	-	0	-	0	-
US Environmental Prot Agc	0	-	1	5,000	0	-	1	5,000
US Health & Human Servs	67	13,561,856	57	14,201,919	67	13,561,856	57	14,201,919
US Veterans Admin	0	-	0	-	0	-	0	-
<b>FEDERAL FLOW-DOWN</b>	<b>38</b>	<b>2,174,914</b>	<b>21</b>	<b>867,678</b>	<b>38</b>	<b>2,174,914</b>	<b>21</b>	<b>867,678</b>
<b>STATE OF UTAH</b>	<b>17</b>	<b>1,078,089</b>	<b>19</b>	<b>894,998</b>	<b>17</b>	<b>1,078,089</b>	<b>19</b>	<b>894,998</b>
<b>OTHER NON-FED GOVT.</b>	<b>0</b>	<b>-</b>	<b>0</b>	<b>-</b>	<b>0</b>	<b>-</b>	<b>0</b>	<b>-</b>
<b>PRIVATE SECTOR</b>	<b>106</b>	<b>18,591,884</b>	<b>92</b>	<b>17,742,478</b>	<b>106</b>	<b>18,591,884</b>	<b>92</b>	<b>17,742,478</b>
Commercial Sponsors	39	2,994,083	37	1,856,147	39	2,994,083	37	1,856,147
Not-For-Profit Sponsors	67	15,597,801	55	15,886,331	67	15,597,801	55	15,886,331
<b>GRAND TOTALS</b>	<b>279</b>	<b>\$ 42,397,741</b>	<b>210</b>	<b>\$ 36,263,695</b>	<b>279</b>	<b>\$ 42,397,741</b>	<b>210</b>	<b>\$ 36,263,695</b>

## Part III of V Summary of Awards by Sponsor July 2002

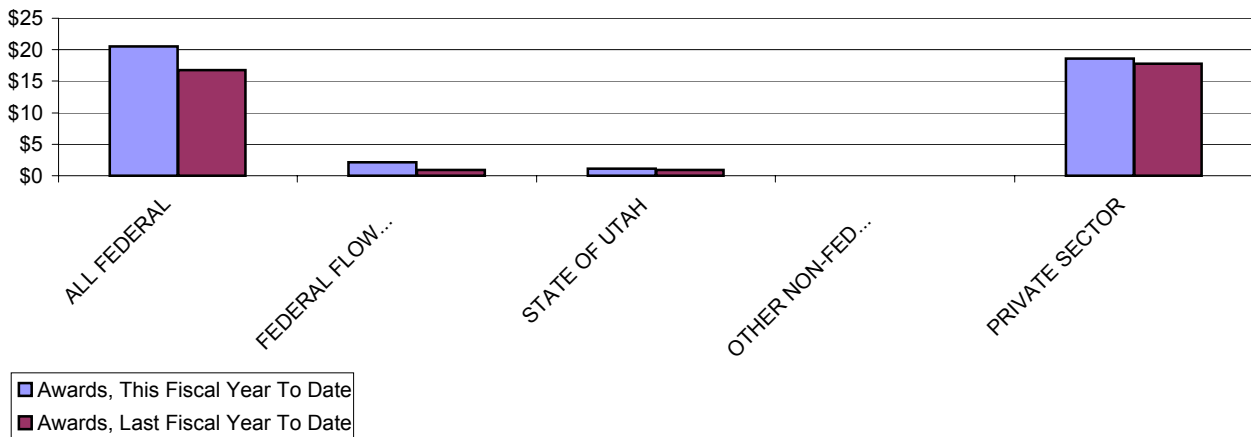
July 2002 vs. July 2001

**Awards, In Millions**



FYTD July 2002 vs. FYTD July 2001

**Awards, In Millions**



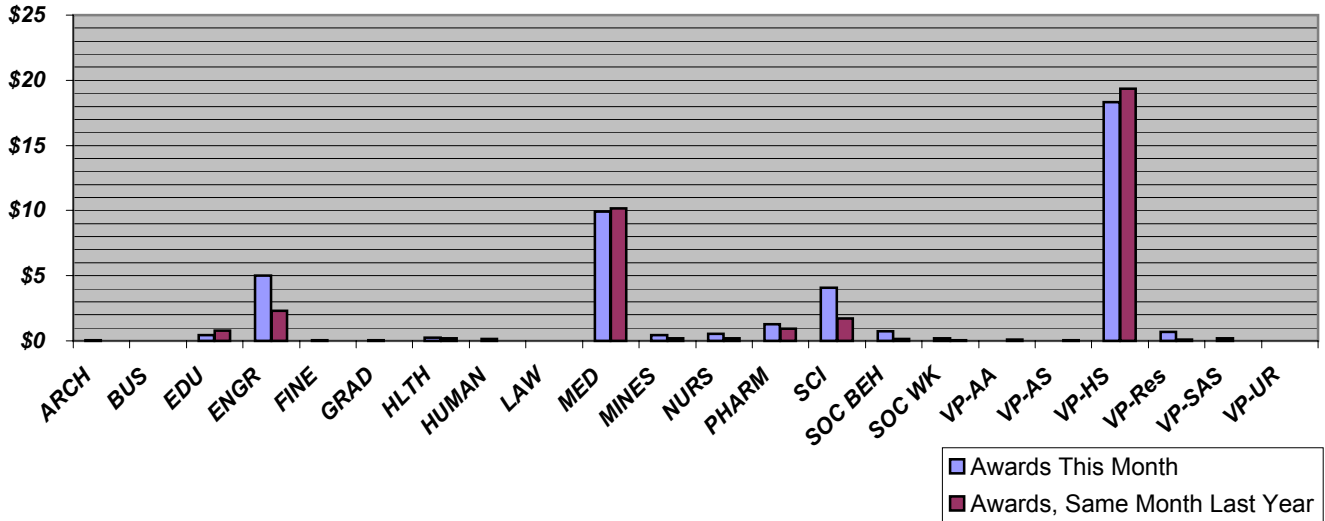
**VICE-PRESIDENT FOR RESEARCH**  
*July 2002*  
**Part IV of V--AWARDS BY COLLEGE**

DATE: September 19, 2002

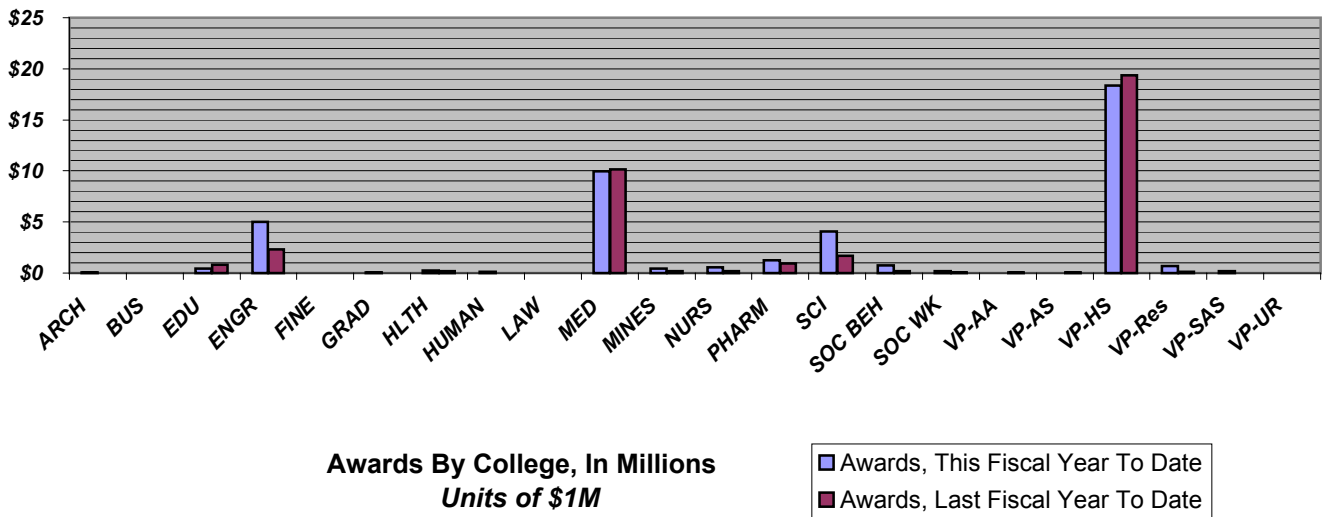
	July 2002		July 2001		FISCAL YEAR TO DATE (Jul 2000)		FISCAL YEAR TO DATE (Jul 1999)	
	<u>No.</u>	<u>Total Amt.</u>	<u>No.</u>	<u>Total Amt.</u>	<u>No.</u>	<u>Total Amt.</u>	<u>No.</u>	<u>Total Amt.</u>
ARCHITECTURE	2	49,190	0	-	2	49,190	0	-
BUSINESS	0	-	0	-	0	-	0	-
EDUCATION	3	442,349	4	807,839	3	442,349	4	807,839
ENGINEERING	41	5,010,931	37	2,327,082	41	5,010,931	37	2,327,082
FINE ARTS	1	25,000	0	-	1	25,000	0	-
GRADUATE SCHOOL	1	37,270	0	-	1	37,270	0	-
HEALTH	2	234,170	4	178,969	2	234,170	4	178,969
HUMANITIES	1	143,000	2	6,000	1	143,000	2	6,000
LAW	0	-	0	-	0	-	0	-
MEDICINE	82	9,944,997	69	10,151,386	82	9,944,997	69	10,151,386
MINES & EARTH SCIENCES	11	444,532	6	189,339	11	444,532	6	189,339
NURSING	4	538,655	4	176,102	4	538,655	4	176,102
PHARMACY	12	1,264,753	8	946,980	12	1,264,753	8	946,980
SCIENCE	35	4,100,626	16	1,710,007	35	4,100,626	16	1,710,007
SOCIAL & BEHAVIORAL SCIENCES	16	740,892	3	156,910	16	740,892	3	156,910
SOCIAL WORK	5	200,236	1	41,640	5	200,236	1	41,640
VP/ACADEMIC AFFAIRS	1	5,000	2	93,270	1	5,000	2	93,270
VP/ADMINISTRATIVE SERVICES	0	-	1	37,500	0	-	1	37,500
VP/HEALTH SCIENCES	54	18,330,024	48	19,334,671	54	18,330,024	48	19,334,671
VP/RESEARCH	5	690,648	4	101,000	5	690,648	4	101,000
VP/STUDENT AFFAIRS & SERVICES	3	195,468	0	-	3	195,468	0	-
VP/UNIVERSITY RELATIONS	0	-	1	5,000	0	-	1	5,000
<b>GRAND TOTALS</b>	<b>279</b>	<b>\$42,397,741</b>	<b>210</b>	<b>\$36,263,695</b>	<b>279</b>	<b>\$42,397,741</b>	<b>210</b>	<b>\$36,263,695</b>

## Part IV of V Summary of Awards by College July 2002

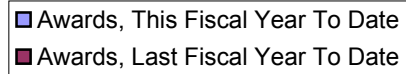
### July 2002 vs. July 2001



### FYTD July 2002 vs. FYTD July 2001



**Awards By College, In Millions**  
Units of \$1M



**VICE-PRESIDENT FOR RESEARCH**  
**July 2002**  
**Part IV of IV--GENERAL COLLEGE ACTIVITY**

DATE: September 19, 2002

		July 2002		July 2001		FISCAL YEAR TO DATE (Jul 2000)		FISCAL YEAR TO DATE (Jul 1999)	
		<u>No.</u>	<u>Total Amt.</u>	<u>No.</u>	<u>Total Amt.</u>	<u>No.</u>	<u>Total Amt.</u>	<u>No.</u>	<u>Total Amt.</u>
<b>ARCHITECTURE</b>									
<b>Proposals</b>		0	-	0	-	0	-	0	-
<b>Awards</b>	Research	1	47,820	0	-	1	47,820	0	-
	Other	1	1,370	0	-	1	1,370	0	-
	Instruction	0	-	0	-	0	-	0	-
	Clinical	0	-	0	-	0	-	0	-
	<b>Totals</b>	2	49,190	0	-	2	49,190	0	-
<b>BUSINESS</b>									
<b>Proposals</b>		1	51,635	0	-	1	51,635	0	-
<b>Awards</b>	Research	0	-	0	-	0	-	0	-
	Other	0	-	0	-	0	-	0	-
	Instruction	0	-	0	-	0	-	0	-
	Clinical	0	-	0	-	0	-	0	-
	<b>Totals</b>	0	-	0	-	0	-	0	-
<b>EDUCATION</b>									
<b>Proposals</b>		1	40,000	1	456,793	1	40,000	1	456,793
<b>Awards</b>	Research	1	80,374	0	-	1	80,374	0	-
	Other	1	239,000	1	172,000	1	239,000	1	172,000
	Instruction	1	122,975	3	635,839	1	122,975	3	635,839
	Clinical	0	-	0	-	0	-	0	-
	<b>Totals</b>	3	442,349	4	807,839	3	442,349	4	807,839
<b>ENGINEERING</b>									
<b>Proposals</b>		17	6,170,414	27	8,189,610	17	6,170,414	27	8,189,610
<b>Awards</b>	Research	38	4,970,831	33	2,345,910	38	4,970,831	33	2,345,910
	Other	2	15,100	3	106,172	2	15,100	3	106,172
	Instruction	1	25,000	1	(125,000)	1	25,000	1	(125,000)
	Clinical	0	-	0	-	0	-	0	-
	<b>Totals</b>	41	5,010,931	37	2,327,082	41	5,010,931	37	2,327,082
<b>FINE ARTS</b>									
<b>Proposals</b>		1	19,460	0	-	1	19,460	0	-
<b>Awards</b>	Research	0	-	0	-	0	-	0	-
	Other	1	25,000	0	-	1	25,000	0	-
	Instruction	0	-	0	-	0	-	0	-
	Clinical	0	-	0	-	0	-	0	-
	<b>Totals</b>	1	25,000	0	-	1	25,000	0	-



		July 2002		July 2001	FISCAL YEAR TO DATE (Jul 2000)		FISCAL YEAR TO DATE (Jul 1999)	
	<u>No.</u>	<u>Total Amt.</u>	<u>No.</u>	<u>Total Amt.</u>	<u>No.</u>	<u>Total Amt.</u>	<u>No.</u>	<u>Total Amt.</u>
<b>GRADUATE SCHOOL</b>								
<i>Proposals</i>	1	37,270	1	1,406,524	1	37,270	1	1,406,524

<i>Awards</i>	Research	0	-	0	-	0	-	0	-
	Other	1	37,270	0	-	1	37,270	0	-
	Instruction	0	-	0	-	0	-	0	-
	Clinical	0	-	0	-	0	-	0	-
	<i>Totals</i>	1	37,270	0	-	1	37,270	0	-

## HEALTH

<i>Proposals</i>	2	502,800	4	345,839	2	502,800	4	345,839
------------------	---	---------	---	---------	---	---------	---	---------

<i>Awards</i>	Research	0	-	1	28,509	0	-	1	28,509
	Other	2	234,170	2	114,460	2	234,170	2	114,460
	Instruction	0	-	1	36,000	0	-	1	36,000
	Clinical	0	-	0	-	0	-	0	-
	<i>Totals</i>	2	234,170	4	178,969	2	234,170	4	178,969

## HUMANITIES

<i>Proposals</i>	1	143,000	0	-	1	143,000	0	-
------------------	---	---------	---	---	---	---------	---	---

<i>Awards</i>	Research	0	-	0	-	0	-	0	-
	Other	0	-	1	2,000	0	-	1	2,000
	Instruction	1	143,000	1	4,000	1	143,000	1	4,000
	Clinical	0	-	0	-	0	-	0	-
	<i>Totals</i>	1	143,000	2	6,000	1	143,000	2	6,000

## LAW

<i>Proposals</i>	0	-	0	-	0	-	0	-
------------------	---	---	---	---	---	---	---	---

<i>Awards</i>	Research	0	-	0	-	0	-	0	-
	Other	0	-	0	-	0	-	0	-
	Instruction	0	-	0	-	0	-	0	-
	Clinical	0	-	0	-	0	-	0	-
	<i>Totals</i>	0	-	0	-	0	-	0	-

## MEDICINE

<i>Proposals</i>	45	21,720,432	52	33,465,087	45	21,720,432	52	33,465,087
------------------	----	------------	----	------------	----	------------	----	------------

<i>Awards</i>	Research	63	7,734,842	50	7,916,741	63	7,734,842	50	7,916,741
	Other	10	602,827	1	88,697	10	602,827	1	88,697
	Instruction	7	1,540,345	9	1,404,582	7	1,540,345	9	1,404,582
	Clinical	2	66,983	9	741,366	2	66,983	9	741,366
	<i>Totals</i>	82	9,944,997	69	10,151,386	82	9,944,997	69	10,151,386

## MINES & EARTH SCIENCES

<i>Proposals</i>	13	4,363,530	12	2,788,256	13	4,363,530	12	2,788,256
------------------	----	-----------	----	-----------	----	-----------	----	-----------

<i>Awards</i>	Research	9	320,821	4	110,021	9	320,821	4	110,021
	Other	2	123,711	2	79,318	2	123,711	2	79,318
	Instruction	0	-	0	-	0	-	0	-
	Clinical	0	-	0	-	0	-	0	-
	<i>Totals</i>	11	444,532	6	189,339	11	444,532	6	189,339

	July 2002		July 2001		FISCAL YEAR TO DATE (Jul 2000)		FISCAL YEAR TO DATE (Jul 1999)	
	<u>No.</u>	<u>Total Amt.</u>	<u>No.</u>	<u>Total Amt.</u>	<u>No.</u>	<u>Total Amt.</u>	<u>No.</u>	<u>Total Amt.</u>

## NURSING

<b>Proposals</b>	1	415,807	2	808,913	1	415,807	2	808,913
------------------	---	---------	---	---------	---	---------	---	---------

<b>Awards</b>	Research	4	538,655	3	75,000	4	538,655	3	75,000
	Other	0	-	0	-	0	-	0	-
	Instruction	0	-	1	101,102	0	-	1	101,102
	Clinical	0	-	0	-	0	-	0	-
	<b>Totals</b>	4	538,655	4	176,102	4	538,655	4	176,102

## PHARMACY

<b>Proposals</b>	10	2,249,446	8	3,889,167	10	2,249,446	8	3,889,167
------------------	----	-----------	---	-----------	----	-----------	---	-----------

<b>Awards</b>	Research	8	915,681	6	715,259	8	915,681	6	715,259
	Other	4	349,072	1	183,400	4	349,072	1	183,400
	Instruction	0	-	0	-	0	-	0	-
	Clinical	0	-	1	48,321	0	-	1	48,321
	<b>Totals</b>	12	1,264,753	8	946,980	12	1,264,753	8	946,980

## SCIENCE

<b>Proposals</b>	19	8,042,249	19	11,844,288	19	8,042,249	19	11,844,288
------------------	----	-----------	----	------------	----	-----------	----	------------

<b>Awards</b>	Research	31	3,947,164	14	1,267,651	31	3,947,164	14	1,267,651
	Other	3	109,250	1	400,000	3	109,250	1	400,000
	Instruction	1	44,212	1	42,356	1	44,212	1	42,356
	Clinical	0	-	0	-	0	-	0	-
	<b>Totals</b>	35	4,100,626	16	1,710,007	35	4,100,626	16	1,710,007

## SOCIAL & BEHAVIORAL SCIENCES

<b>Proposals</b>	6	3,293,445	6	1,935,645	6	3,293,445	6	1,935,645
------------------	---	-----------	---	-----------	---	-----------	---	-----------

<b>Awards</b>	Research	13	683,825	2	105,682	13	683,825	2	105,682
	Other	2	3,000	0	-	2	3,000	0	-
	Instruction	1	54,067	1	51,228	1	54,067	1	51,228
	Clinical	0	-	0	-	0	-	0	-
	<b>Totals</b>	16	740,892	3	156,910	16	740,892	3	156,910

## SOCIAL WORK

<b>Proposals</b>	2	173,980	1	5,554,959	2	173,980	1	5,554,959
------------------	---	---------	---	-----------	---	---------	---	-----------

<b>Awards</b>	Research	0	-	0	-	0	-	0	-
	Other	5	200,236	1	41,640	5	200,236	1	41,640
	Instruction	0	-	0	-	0	-	0	-
	Clinical	0	-	0	-	0	-	0	-
	<b>Totals</b>	5	200,236	1	41,640	5	200,236	1	41,640

## VP FOR ACADEMIC AFFAIRS\*

<b>Proposals</b>	1	5,000	2	312,968	1	5,000	2	312,968
------------------	---	-------	---	---------	---	-------	---	---------

<b>Awards</b>	Research	0	-	0	-	0	-	0	-
	Other	1	5,000	2	93,270	1	5,000	2	93,270
	Instruction	0	-	0	-	0	-	0	-
	Clinical	0	-	0	-	0	-	0	-
	<b>Totals</b>	1	5,000	2	93,270	1	5,000	2	93,270

		July 2002		July 2001		FISCAL YEAR TO DATE (Jul 2000)		FISCAL YEAR TO DATE (Jul 1999)	
		<u>No.</u>	<u>Total Amt.</u>	<u>No.</u>	<u>Total Amt.</u>	<u>No.</u>	<u>Total Amt.</u>	<u>No.</u>	<u>Total Amt.</u>
<b>VP FOR ADMINISTRATIVE SERVICES*</b>									
<b>Proposals</b>		0	-	1	37,500	0	-	1	37,500
<b>Awards</b>	Research	0	-	0	-	0	-	0	-
	Other	0	-	1	37,500	0	-	1	37,500
	Instruction	0	-	0	-	0	-	0	-
	Clinical	0	-	0	-	0	-	0	-
	<b>Totals</b>	0	-	1	37,500	0	-	1	37,500
<b>VP FOR HEALTH SCIENCES*</b>									
<b>Proposals</b>		5	26,630,491	6	15,603,743	5	26,630,491	6	15,603,743
<b>Awards</b>	Research	48	16,691,239	46	19,203,821	48	16,691,239	46	19,203,821
	Other	2	26,940	0	-	2	26,940	0	-
	Instruction	0	-	0	-	0	-	0	-
	Clinical	4	1,611,845	2	130,850	4	1,611,845	2	130,850
	<b>Totals</b>	54	18,330,024	48	19,334,671	54	18,330,024	48	19,334,671
<b>VP FOR RESEARCH*</b>									
<b>Proposals</b>		0	-	1	71,000	0	-	1	71,000
<b>Awards</b>	Research	1	90,075	3	30,000	1	90,075	3	30,000
	Other	4	600,573	1	71,000	4	600,573	1	71,000
	Instruction	0	-	0	-	0	-	0	-
	Clinical	0	-	0	-	0	-	0	-
	<b>Totals</b>	5	690,648	4	101,000	0	690,648	4	101,000
<b>VP FOR STUDENT AFFAIRS &amp; SERVICES*</b>									
<b>Proposals</b>		1	15,481	0	-	1	15,481	0	-
<b>Awards</b>	Research	0	-	0	-	0	-	0	-
	Other	1	500	0	-	1	500	0	-
	Instruction	2	194,968	0	-	2	194,968	0	-
	Clinical	0	-	0	-	0	-	0	-
	<b>Totals</b>	3	195,468	0	-	3	195,468	0	-
<b>VP FOR UNIVERSITY RELATIONS*</b>									
<b>Proposals</b>		0	-	1	42,300	0	-	1	42,300
<b>Awards</b>	Research	0	-	0	-	0	-	0	-
	Other	0	-	0	-	0	-	0	-
	Instruction	0	-	1	5,000	0	-	1	5,000
	Clinical	0	-	0	-	0	-	0	-
	<b>Totals</b>	0	-	1	5,000	0	-	1	5,000
<b>Totals, Proposals</b>		127	73,874,440	144	86,752,592	127	73,874,440	144	86,752,592
<b>Totals, AWARDS</b>		279	\$42,397,741	210	\$36,263,695	274	\$42,397,741	210	\$36,263,695

\* Amounts for Vice-Presidents' Offices may reflect activity by Institutes, Centers & other discrete organizational entities that report directly to their cognizant Vice Presidents, rather than to a College or Graduate School.