



OFFICE OF SPONSORED PROJECTS

DATE: August 21, 2000

TO: J. Bernard Machen SUBJECT: 5-Part Monthly Activity Report
FROM: Ronald Pugmire

Part I of V--RESEARCH ACTIVITY SUMMARY

Table with columns: No., Total Amt., JULY 2000, JULY 1999, FISCAL YEAR TO DATE (7/2000-07/2000), FISCAL YEAR TO DATE (7/99-07/99). Rows include PROPOSALS\*, AWARDS (Research, Other, Instruction, Clinical), SUBTOTALS, Fellowships & Financial Aids, and ALL AWARD TOTALS.

- cc: David W. Pershing
Arnold B. Combe
Fred Esplin
A. Lorris Betz
Raymond A. Haeckel
Barbara Nielsen
W. Ralph Hardy
Lynne U. Chronister
J. Michael Mattsson
Ronald J. Pugmire
Peter L. Goss
Jerry Kaplan
Cecelia H. Foxley
John Francis
Michael T. Benson

Handwritten signature of Ronald Pugmire
Ronald Pugmire
Acting Vice-President for Research

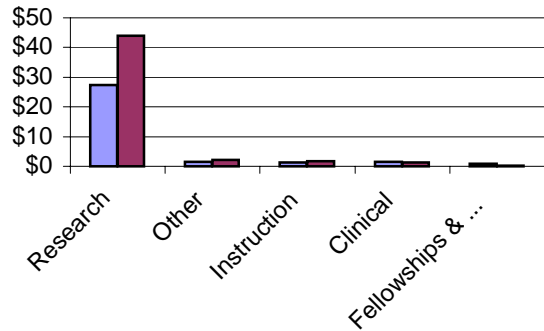
OFFICE OF THE VICE PRESIDENT FOR RESEARCH
201 S PRESIDENTS CIRCLE RM 210
SALT LAKE CITY, UTAH 84112-9011

(801) 581-7236
FAX (801) 585-6212

# Part I of V Summary of University Research Activity July 2000

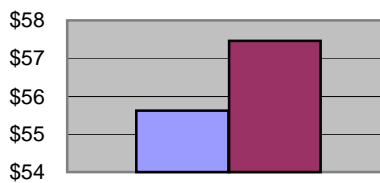
## July 2000 vs. July 1999

**Awards, In Millions**



■ Awards This Month  
■ Awards, Same Month Last Year

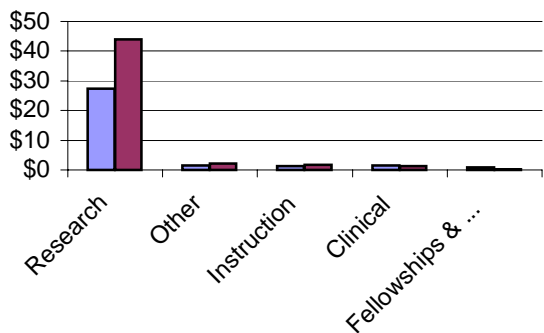
**Proposals, In Millions**



■ All Proposals, This Month  
■ All Proposals, Same Month Last Year

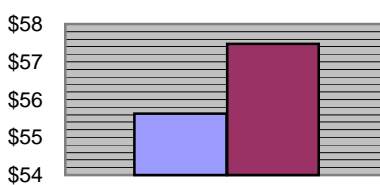
## FYTD July 2000 vs. FYTD July 1999

**Awards, In Millions**



■ Awards, This Fiscal Year To Date  
■ Awards, Same Month Last Fiscal Year To Date

**Proposals, In Millions**



■ All Proposals, This Fiscal Year To Date  
■ All Proposals, Last Fiscal Year To Date

**VICE-PRESIDENT FOR RESEARCH**  
**JULY 2000**  
**Part II of V--PROPOSALS AND AWARDS OVER \$1 MILLION**

DATE: August 21, 2000

**PROPOSALS**

	<i>Department</i>	<i>Sponsor Name</i>	<i>Proposal Title</i>	<i>Start Date</i>	<i>End Date</i>	<i>Total Amount</i>
<b>Engineering</b>						
Roemer, Robert B	Mechanical Engineering	PHS/Public Health Service	Optimization and Interactive Control of HIFU Therapy	April 1, 2001	March 31, 2006	\$2,260,383
Smith, Grant D	Materials Science & Engr	NSF/Natl Science Foundation	Rocky Mountain Region Graduate Education and Research Training Program in Nanostructures Materials by Self-Assembly.	June 1, 2001	May 31, 2006	\$2,700,000

**Medicine**

Varner, Michael W	Obstetrics & Gynecology	PHS/Public Health Service	A Self-Sustaining Perinatal Care System for Tibet.	February 1, 2001	January 31, 2006	\$3,724,109
-------------------	-------------------------	---------------------------	--	------------------	------------------	-------------

**Science**

Keener, James	Mathematics	NSF/Natl Science Foundation	Cross-Training Program in Mathematical Biology.	July 1, 2001	June 30, 2006	\$2,689,490
Schmitt, Klaus	Mathematics	NSF/Natl Science Foundation	Integrated Program for Training in Mathematics.	August 1, 2001	July 31, 2006	\$2,861,363

**VP/Health Sciences**

Prescott, Stephen	VP/Hlth Sci	Huntsman Cancer Institute	Huntsman Cancer Foundation Research.	July 1, 2000	June 30, 2001	\$15,000,000
-------------------	-------------	---------------------------	--------------------------------------	--------------	---------------	--------------

**AWARDS**

	<i>Department</i>	<i>Sponsor Name</i>	<i>Proposal Title</i>	<i>Start Date</i>	<i>End Date</i>	<i>Total Amount</i>
<b>VP/Health Sciences</b>						
Prescott, Stephen 2007001	PID VP/Hlth Sci	Huntsman Cancer Institute	Huntsman Cancer Foundation Research.	July 1, 2000	June 30, 2001	\$14,956,515

**VICE-PRESIDENT FOR RESEARCH**  
**JULY 2000**  
**Part III of IV--AWARDS BY SPONSOR**

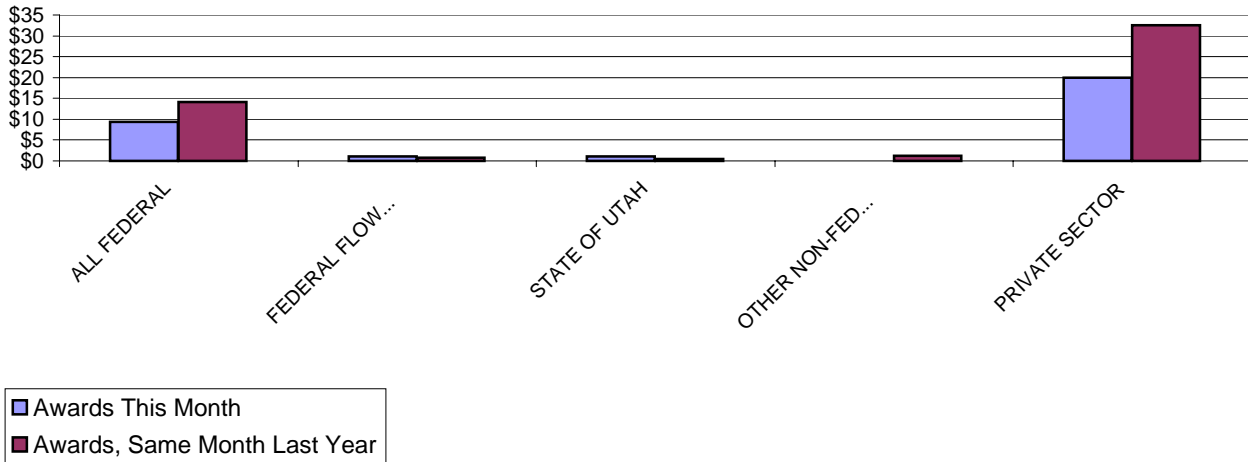
DATE: August 21, 2000

	JULY 2000		JULY 1999		FISCAL YEAR TO DATE (Jul 2000)		FISCAL YEAR TO DATE (Jul 1999)	
	<u>No.</u>	<u>Total Amt.</u>	<u>No.</u>	<u>Total Amt.</u>	<u>No.</u>	<u>Total Amt.</u>	<u>No.</u>	<u>Total Amt.</u>
<b>ALL FEDERAL</b>	<b>77</b>	<b>\$ 9,419,527</b>	<b>98</b>	<b>\$ 14,077,590</b>	<b>77</b>	<b>\$ 9,419,527</b>	<b>98</b>	<b>\$ 14,077,590</b>
<i>Misc. Federal Agencies</i>	1	223,000	3	305,927	1	223,000	3	305,927
Nat'l Aeronaut/Space Adm	5	277,345	2	66,290	5	277,345	2	66,290
Nat'l Endowmt/Humanities	0	-	0	-	0	0	0	0
Nat'l Science Foundation	22	1,882,723	18	2,323,517	22	1,882,723	18	2,323,517
US Dept of Agriculture	0	-	1	2,969	0	0	1	2,969
US Dept of Commerce	0	-	2	102,581	0	0	2	102,581
US Dept of Defense	0	-	3	127,491	0	0	3	127,491
US Dept of Education	2	383,401	1	96,627	2	383,401	1	96,627
US Dept of Energy	7	414,070	7	809,999	7	414,070	7	809,999
US Dept of the Interior	3	76,390	1	33,000	3	76,390	1	33,000
US Dept of Transportation	0	-	0	-	0	0	0	0
US Environmental Prot Agcy	3	93,390	0	-	3	93,390	0	0
US Health & Human Servs	34	6,069,208	60	10,209,189	34	6,069,208	60	10,209,189
US Veterans Admin	0	-	0	-	0	0	0	0
<b>FEDERAL FLOW-DOWN</b>	<b>26</b>	<b>1,084,873</b>	<b>23</b>	<b>784,553</b>	<b>26</b>	<b>1,084,873</b>	<b>23</b>	<b>784,553</b>
<b>STATE OF UTAH</b>	<b>10</b>	<b>1,066,282</b>	<b>15</b>	<b>479,175</b>	<b>10</b>	<b>1,066,282</b>	<b>15</b>	<b>479,175</b>
<b>OTHER NON-FED GOVT.</b>	<b>1</b>	<b>25,000</b>	<b>4</b>	<b>1,184,930</b>	<b>1</b>	<b>25,000</b>	<b>4</b>	<b>1,184,930</b>
<b>PRIVATE SECTOR</b>	<b>184</b>	<b>20,001,724</b>	<b>106</b>	<b>32,532,960</b>	<b>184</b>	<b>20,001,724</b>	<b>106</b>	<b>32,532,960</b>
Commercial Sponsors	40	2,742,549	23	1,708,793	40	2,742,549	23	1,708,793
Not-For-Profit Sponsors	144	17,259,175	83	30,824,167	144	17,259,175	83	30,824,167
<b>GRAND TOTALS</b>	<b>298</b>	<b>\$ 31,597,406</b>	<b>246</b>	<b>\$ 49,059,208</b>	<b>298</b>	<b>\$ 31,597,406</b>	<b>246</b>	<b>\$ 49,059,208</b>

## Part III of V Summary of Awards by Sponsor July 2000

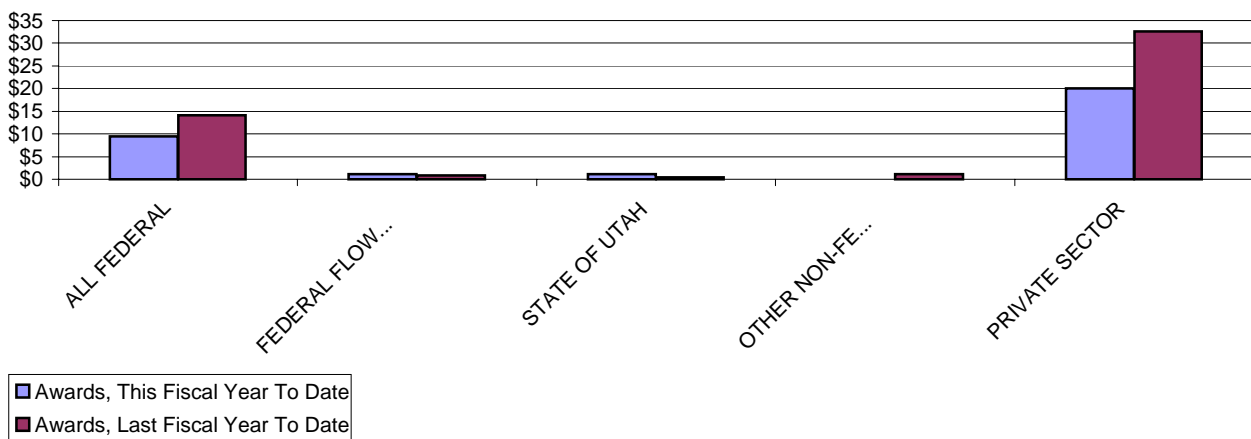
July 2000 vs. July 1999

**Awards, In Millions**



FYTD July 2000 vs. FYTD July 1999

**Awards, In Millions**



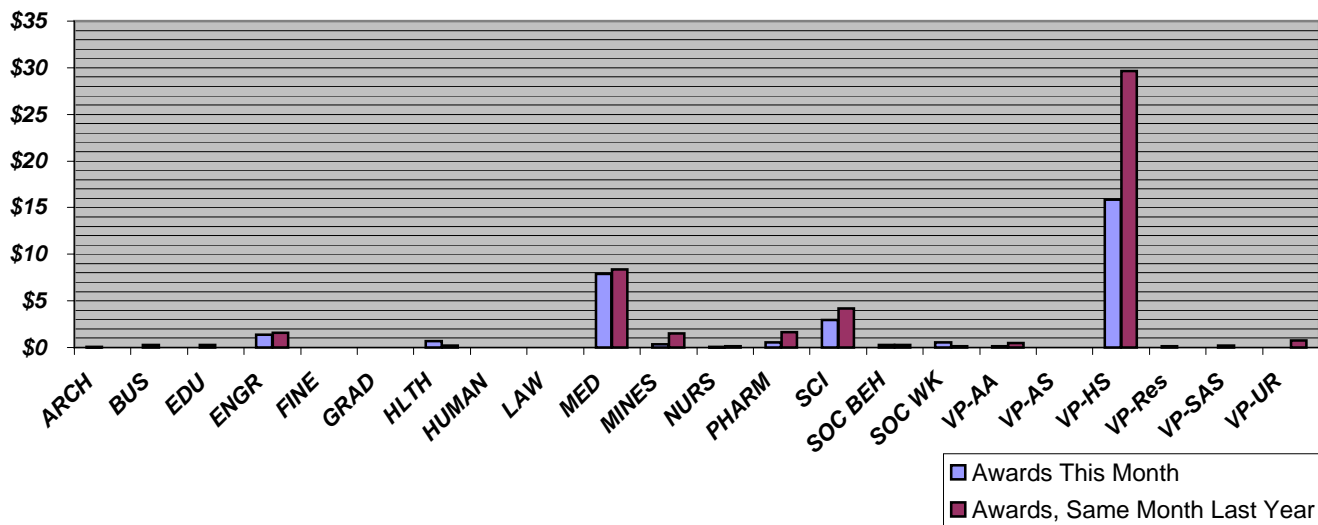
**VICE-PRESIDENT FOR RESEARCH**  
**JULY 2000**  
**Part IV of V--AWARDS BY COLLEGE**

DATE: August 21, 2000

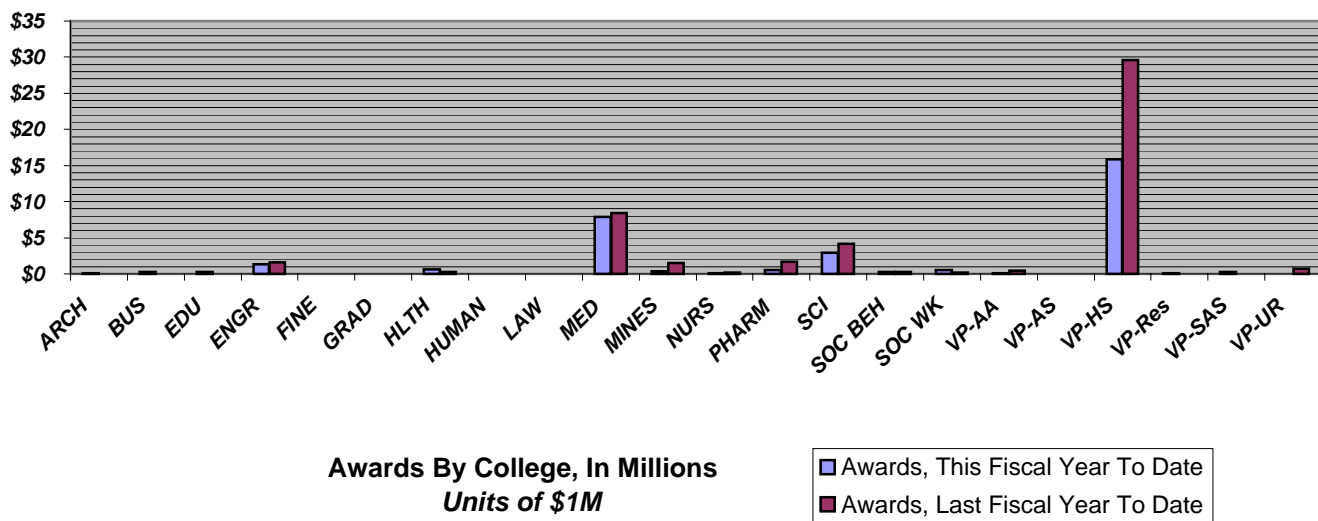
	JULY 2000		JULY 2000		FISCAL YEAR TO DATE (Jul 2000)		FISCAL YEAR TO DATE (Jul 1999)	
	<u>No.</u>	<u>Total Amt.</u>	<u>No.</u>	<u>Total Amt.</u>	<u>No.</u>	<u>Total Amt.</u>	<u>No.</u>	<u>Total Amt.</u>
<b>ARCHITECTURE</b>	1	64,510	0	-	1	64,510	0	-
<b>BUSINESS</b>	2	254,507	1	33,291	2	254,507	1	33,291
<b>EDUCATION</b>	3	298,902	1	20,000	3	298,902	1	20,000
<b>ENGINEERING</b>	25	1,346,314	26	1,571,946	25	1,346,314	26	1,571,946
<b>FINE ARTS</b>	0	-	0	-	0	-	0	-
<b>GRADUATE SCHOOL</b>	0	-	0	-	0	-	0	-
<b>HEALTH</b>	3	659,409	3	223,256	3	659,409	3	223,256
<b>HUMANITIES</b>	1	10,800	1	3,000	1	10,800	1	3,000
<b>LAW</b>	0	-	0	-	0	-	0	-
<b>MEDICINE</b>	80	7,892,488	69	8,397,277	80	7,892,488	69	8,397,277
<b>MINES &amp; EARTH SCIENCES</b>	5	344,950	16	1,533,229	5	344,950	16	1,533,229
<b>NURSING</b>	1	69,195	2	167,318	1	69,195	2	167,318
<b>PHARMACY</b>	9	570,809	14	1,674,429	9	570,809	14	1,674,429
<b>SCIENCE</b>	27	2,966,404	27	4,162,320	27	2,966,404	27	4,162,320
<b>SOCIAL &amp; BEHAVIORAL SCIENCES</b>	9	240,390	5	269,072	9	240,390	5	269,072
<b>SOCIAL WORK</b>	1	535,348	5	170,158	1	535,348	5	170,158
<b>VP/ACADEMIC AFFAIRS</b>	4	111,031	3	482,238	4	111,031	3	482,238
<b>VP/ADMINISTRATIVE SERVICES</b>	0	-	0	-	0	-	0	-
<b>VP/HEALTH SCIENCES</b>	120	15,881,279	72	29,615,382	120	15,881,279	72	29,615,382
<b>VP/RESEARCH</b>	6	117,500	0	-	6	117,500	0	-
<b>VP/STUDENT AFFAIRS &amp; SERVICES</b>	1	233,570	0	-	1	233,570	0	-
<b>VP/UNIVERSITY RELATIONS</b>	0	-	1	736,292	0	-	1	736,292
<b>GRAND TOTALS</b>	<b>298</b>	<b>\$31,597,406</b>	<b>246</b>	<b>\$49,059,208</b>	<b>298</b>	<b>\$31,597,406</b>	<b>246</b>	<b>\$49,059,208</b>

## Part IV of V Summary of Awards by College July 2000

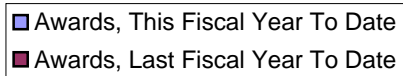
### July 2000 vs. July 1999



### FYTD July 2000 vs. FYTD July 1999



**Awards By College, In Millions**  
*Units of \$1M*



**VICE-PRESIDENT FOR RESEARCH**  
**JULY 2000**  
**Part IV of IV--GENERAL COLLEGE ACTIVITY**

DATE: August 21, 2000

		JULY 2000		JULY 1999		FISCAL YEAR TO DATE (Jul 2000)		FISCAL YEAR TO DATE (Jul 1999)	
		No.	Total Amt.	No.	Total Amt.	No.	Total Amt.	No.	Total Amt.
<b>ARCHITECTURE</b>									
<b>Proposals</b>		0	-	0	-	0	-	0	-
<b>Awards</b>	Research	1	64,510	0	-	1	64,510	0	-
	Other	0	-	0	-	0	-	0	-
	Instruction	0	-	0	-	0	-	0	-
	Clinical	0	-	0	-	0	-	0	-
	<b>Totals</b>	1	64,510	0	-	1	64,510	0	-
<b>BUSINESS</b>									
<b>Proposals</b>		0	-	0	-	0	-	0	-
<b>Awards</b>	Research	2	254,507	1	33,291	2	254,507	1	33,291
	Other	0	-	0	-	0	-	0	0
	Instruction	0	-	0	-	0	-	0	0
	Clinical	0	-	0	-	0	-	0	0
	<b>Totals</b>	2	254,507	1	33,291	2	254,507	1	33,291
<b>EDUCATION</b>									
<b>Proposals</b>		3	196,960	1	168,000	3	196,960	1	168,000
<b>Awards</b>	Research	0	-	0	-	0	-	0	0
	Other	1	34,960	0	-	1	34,960	0	0
	Instruction	2	263,942	1	20,000	2	263,942	1	20,000
	Clinical	0	-	0	-	0	-	0	0
	<b>Totals</b>	3	298,902	1	20,000	3	298,902	1	20,000
<b>ENGINEERING</b>									
<b>Proposals</b>		17	7,182,220	22	4,045,130	17	7,182,220	22	4,045,130
<b>Awards</b>	Research	22	1,322,449	19	1,469,370	22	1,322,449	19	1,469,370
	Other	3	23,865	4	43,000	3	23,865	4	43,000
	Instruction	0	0	3	59,576	0	-	3	59,576
	Clinical	0	-	0	-	0	-	0	-
	<b>Totals</b>	25	1,346,314	26	1,571,946	25	1,346,314	26	1,571,946
<b>FINE ARTS</b>									
<b>Proposals</b>		0	-	0	-	0	-	0	-
<b>Awards</b>	Research	0	-	0	-	0	-	0	-
	Other	0	-	0	-	0	-	0	-
	Instruction	0	-	0	-	0	-	0	-
	Clinical	0	-	0	-	0	-	0	-
	<b>Totals</b>	0	-	0	-	0	-	0	-



		JULY 2000		JULY 1999		FISCAL YEAR TO DATE (Jul 2000)		FISCAL YEAR TO DATE (Jul 1999)	
		<u>No.</u>	<u>Total Amt.</u>	<u>No.</u>	<u>Total Amt.</u>	<u>No.</u>	<u>Total Amt.</u>	<u>No.</u>	<u>Total Amt.</u>
<b>GRADUATE SCHOOL</b>									
<b>Proposals</b>		0	-	0	-	0	-	0	-
<b>Awards</b>	Research	0	-	0	-	0	-	0	-
	Other	0	-	0	-	0	-	0	-
	Instruction	0	-	0	-	0	-	0	-
	Clinical	0	-	0	-	0	-	0	-
	<b>Totals</b>	0	-	0	-	0	-	0	-
<b>HEALTH</b>									
<b>Proposals</b>		0	-	5	597,262	0	-	5	597,262
<b>Awards</b>	Research	2	605,154	0	-	2	605,154	0	-
	Other	0	-	1	70,280	0	-	1	70,280
	Instruction	1	54,255	2	152,976	1	54,255	2	152,976
	Clinical	0	-	0	-	0	-	0	-
	<b>Totals</b>	3	659,409	3	223,256	3	659,409	3	223,256
<b>HUMANITIES</b>									
<b>Proposals</b>		0	-	2	206,987	0	-	2	206,987
<b>Awards</b>	Research	0	-	1	3,000	0	-	1	3,000
	Other	0	-	0	-	0	-	0	-
	Instruction	1	10,800	0	-	1	10,800	0	-
	Clinical	0	-	0	-	0	-	0	-
	<b>Totals</b>	1	10,800	1	3,000	1	10,800	1	3,000
<b>LAW</b>									
<b>Proposals</b>		0	-	0	-	0	-	0	-
<b>Awards</b>	Research	0	-	0	-	0	-	0	-
	Other	0	-	0	-	0	-	0	-
	Instruction	0	-	0	-	0	-	0	-
	Clinical	0	-	0	-	0	-	0	-
	<b>Totals</b>	0	-	0	-	0	-	0	-
<b>MEDICINE</b>									
<b>Proposals</b>		39	15,844,572	36	12,838,000	39	15,844,572	36	12,838,000
<b>Awards</b>	Research	47	5,725,140	48	6,127,016	47	5,725,140	48	6,127,016
	Other	11	385,721	6	163,041	11	385,721	6	163,041
	Instruction	8	464,230	6	1,058,920	8	464,230	6	1,058,920
	Clinical	14	1,317,397	9	1,048,300	14	1,317,397	9	1,048,300
	<b>Totals</b>	80	7,892,488	69	8,397,277	80	7,892,488	69	8,397,277
<b>MINES &amp; EARTH SCIENCES</b>									
<b>Proposals</b>		7	1,160,377	9	1,495,999	7	1,160,377	9	1,495,999
<b>Awards</b>	Research	3	82,015	12	1,425,573	3	82,015	12	1,425,573
	Other	1	229,545	1	2,969	1	229,545	1	2,969
	Instruction	1	33,390	3	104,687	1	33,390	3	104,687
	Clinical	0	-	0	-	0	-	0	-
	<b>Totals</b>	5	344,950	16	1,533,229	5	344,950	16	1,533,229

		JULY 2000		JULY 1999		FISCAL YEAR TO DATE (Jul 2000)		FISCAL YEAR TO DATE (Jul 1999)	
		<u>No.</u>	<u>Total Amt.</u>	<u>No.</u>	<u>Total Amt.</u>	<u>No.</u>	<u>Total Amt.</u>	<u>No.</u>	<u>Total Amt.</u>
<b>NURSING</b>									
<b>Proposals</b>		0	-	0	-	0	-	0	-
<b>Awards</b>	Research	1	69,195	0	-	1	69,195	0	-
	Other	0	-	1	97,924	0	-	1	97,924
	Instruction	0	-	1	69,394	0	-	1	69,394
	Clinical	0	-	0	-	0	-	0	-
	<b>Totals</b>	1	69,195	2	167,318	1	69,195	2	167,318
<b>PHARMACY</b>									
<b>Proposals</b>		5	2,675,272	3	1,057,570	5	2,675,272	3	1,057,570
<b>Awards</b>	Research	6	449,094	10	1,519,959	6	449,094	10	1,519,959
	Other	2	8,765	2	57,191	2	8,765	2	57,191
	Instruction	0	-	0	-	0	-	0	-
	Clinical	1	112,950	2	97,279	1	112,950	2	97,279
	<b>Totals</b>	9	570,809	14	1,674,429	9	570,809	14	1,674,429
<b>SCIENCE</b>									
<b>Proposals</b>		15	11,025,093	22	6,681,609	15	11,025,093	22	6,681,609
<b>Awards</b>	Research	24	2,715,397	24	3,697,224	24	2,715,397	24	3,697,224
	Other	1	13,000	1	400,000	1	13,000	1	400,000
	Instruction	2	238,007	2	65,096	2	238,007	2	65,096
	Clinical	0	-	0	-	0	-	0	-
	<b>Totals</b>	27	2,966,404	27	4,162,320	27	2,966,404	27	4,162,320
<b>SOCIAL &amp; BEHAVIORAL SCIENCES</b>									
<b>Proposals</b>		2	233,253	5	318,349	2	233,253	5	318,349
<b>Awards</b>	Research	5	178,013	2	182,456	5	178,013	2	182,456
	Other	3	10,550	2	37,466	3	10,550	2	37,466
	Instruction	1	51,827	1	49,150	1	51,827	1	49,150
	Clinical	0	-	0	-	0	-	0	-
	<b>Totals</b>	9	240,390	5	269,072	9	240,390	5	269,072
<b>SOCIAL WORK</b>									
<b>Proposals</b>		2	1,165,209	1	678,894	2	1,165,209	1	678,894
<b>Awards</b>	Research	0	0	3	20,346	0	-	3	20,346
	Other	1	535,348	0	-	1	535,348	0	-
	Instruction	0	-	2	149,812	0	-	2	149,812
	Clinical	0	-	0	-	0	-	0	-
	<b>Totals</b>	1	535,348	5	170,158	1	535,348	5	170,158
<b>VP FOR ACADEMIC AFFAIRS*</b>									
<b>Proposals</b>		2	36,006	5	552,898	2	36,006	5	552,898
<b>Awards</b>	Research	0	-	0	-	0	-	0	-
	Other	4	111,031	3	482,238	4	111,031	3	482,238
	Instruction	0	-	0	-	0	-	0	-
	Clinical	0	-	0	-	0	-	0	-
	<b>Totals</b>	4	111,031	3	482,238	4	111,031	3	482,238

		JULY 2000		JULY 1999		FISCAL YEAR TO DATE (Jul 2000)		FISCAL YEAR TO DATE (Jul 1999)	
		<u>No.</u>	<u>Total Amt.</u>	<u>No.</u>	<u>Total Amt.</u>	<u>No.</u>	<u>Total Amt.</u>	<u>No.</u>	<u>Total Amt.</u>
<b>VP FOR ADMINISTRATIVE SERVICES*</b>									
<b>Proposals</b>		0	-	0	-	0	-	0	-
<b>Awards</b>	Research	0	-	0	-	0	-	0	-
	Other	0	-	0	-	0	-	0	-
	Instruction	0	-	0	-	0	-	0	-
	Clinical	0	-	0	-	0	-	0	-
	<b>Totals</b>	0	-	0	-	0	-	0	-
<b>VP FOR HEALTH SCIENCES*</b>									
<b>Proposals</b>		5	15,502,750	4	28,059,782	5	15,502,750	4	28,059,782
<b>Awards</b>	Research	120	15,881,279	70	29,496,882	120	15,881,279	70	29,496,882
	Other	0	-	0	-	0	-	0	-
	Instruction	0	-	1	36,000	0	-	1	36,000
	Clinical	0	-	1	82,500	0	-	1	82,500
	<b>Totals</b>	120	15,881,279	72	29,615,382	120	15,881,279	72	29,615,382
<b>VP FOR RESEARCH*</b>									
<b>Proposals</b>		1	599,929	1	6,000	1	599,929	1	6,000
<b>Awards</b>	Research	0	-	0	-	0	-	0	-
	Other	5	113,000	0	-	5	113,000	0	-
	Instruction	0	-	0	-	0	-	0	-
	Clinical	1	4,500	0	-	1	4,500	0	-
	<b>Totals</b>	6	117,500	0	-	6	117,500	0	-
<b>VP FOR STUDENT AFFAIRS &amp; SERVICES*</b>									
<b>Proposals</b>		0	-	1	25,500	0	-	1	25,500
<b>Awards</b>	Research	0	-	0	-	0	-	0	-
	Other	0	-	0	-	0	-	0	-
	Instruction	1	233,570	0	-	1	233,570	0	-
	Clinical	0	-	0	-	0	-	0	-
	<b>Totals</b>	1	233,570	0	-	1	233,570	0	-
<b>VP FOR UNIVERSITY RELATIONS*</b>									
<b>Proposals</b>		0	-	1	736,293	0	-	1	736,293
<b>Awards</b>	Research	0	-	0	-	0	-	0	-
	Other	0	-	1	736,292	0	-	1	736,292
	Instruction	0	-	0	-	0	-	0	-
	Clinical	0	-	0	-	0	-	0	-
	<b>Totals</b>	0	-	1	736,292	0	-	1	736,292
<b>Totals, Proposals</b>		98	55,621,641	118	57,468,273	98	55,621,641	118	57,468,273
<b>Totals, AWARDS</b>		298	\$31,597,406	246	\$49,059,208	298	\$31,597,406	246	\$49,059,208

\* Amounts for Vice-Presidents' Offices may reflect activity by Institutes, Centers & other discrete organizational entities that report directly to their cognizant Vice Presidents, rather than to a College or Graduate School.