

DATE: July 16, 2004

TO: A. Lorris Betz  
 FROM: Raymond F. Gesteland  
 SUBJECT: 6-Part Monthly Activity Report

**Part I of VI--RESEARCH ACTIVITY SUMMARY**

	June 2004		June 2003		FISCAL YEAR TO DATE (7/03-6/04)		FISCAL YEAR TO DATE (7/02-6/03)	
	<u>No.</u>	<u>Total Amt.</u>	<u>No.</u>	<u>Total Amt.</u>	<u>No.</u>	<u>Total Amt.</u>	<u>No.</u>	<u>Total Amt.</u>
<b>PROPOSALS*</b>	190	\$ 94,064,923	120	\$ 49,120,883	1,893	\$ 1,015,428,438	1,591	\$ 912,796,179
<b>AWARDS</b>								
Research	209	\$27,090,988	168	\$17,400,672	1,653	\$223,500,198	1,553	\$204,864,738
Other	35	2,770,424	52	4,054,908	390	30,727,901	424	29,396,075
Instruction	48	3,290,882	40	\$4,070,270	198	19,890,715	161	17,742,794
Clinical	20	1,125,804	15	417,124	245	15,608,905	151	17,376,195
<b>SUBTOTALS</b>	<b>312</b>	<b>34,278,098</b>	<b>275</b>	<b>25,942,974</b>	<b>2,486</b>	<b>289,727,719</b>	<b>2,289</b>	<b>269,379,802</b>
<b>Fellowships &amp; Financial Aids</b>		194,672		202,787		19,573,590		17,344,650
<b>ALL AWARD TOTALS</b>		<b>\$ 34,472,770</b>		<b>\$ 26,145,761</b>		<b>\$ 309,301,309</b>		<b>\$ 286,724,452</b>

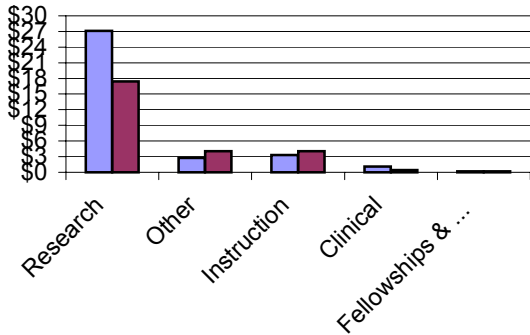
- cc: Coralie Alder  
 James R. Bardsley  
 A. Lorris Betz  
 Jeffrey R. Botkin  
 Paul Brinkman  
 Jayne Carney  
 Arnold B. Combe  
 Fred C. Esplin  
 John G. Francis  
 Raymond F. Gesteland  
 Jerry Kaplan  
 Richard E. Kendell  
 Elliott C. Kulakowski  
 Gary D. Levy  
 Nancy Lyon  
 J. Michael Mattsson  
 Barbara K. Nielsen  
 David W. Pershing  
 Ronald J. Pugmire  
 Lee Siegel  
 Laura Snow  
 Jeffrey J. West  
 Kimberly Wirthlin

**Raymond F. Gesteland**  
 Vice-President for Research

## Part I of VI Summary of University Research Activity June 2004

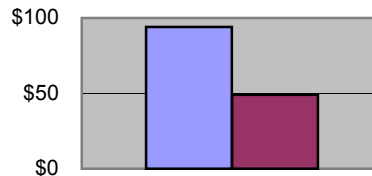
### June 2004 vs. June 2003

**Awards, In Millions**



■ Awards This Month  
■ Awards, Same Month Last Year

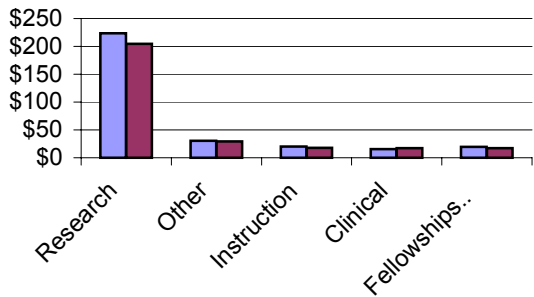
**Proposals, In Millions**



■ All Proposals, This Month  
■ All Proposals, Same Month Last Year

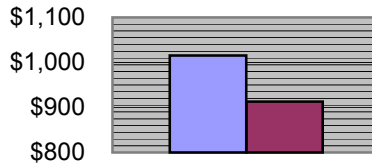
### FYTD June 2004 vs. FYTD June 2003

**Awards, In Millions**



■ Awards, This Fiscal Year To Date  
■ Awards, Same Month Last Fiscal Year To Date

**Proposals, In Millions**



■ All Proposals, This Fiscal Year To Date  
■ All Proposals, Last Fiscal Year To Date

**VICE-PRESIDENT FOR RESEARCH**  
*June 2004*

**Part II of VI--PROPOSALS AND AWARDS OVER \$1 MILLION**

DATE: July 16, 2004

**PROPOSALS**

	<i>Department</i>	<i>Sponsor Name</i>	<i>Proposal Title</i>	<i>Start Date</i>	<i>End Date</i>	<i>Total Amount</i>
<b>College of Health</b>						
Lastayo, Paul C	Physical Therapy, Div Of	PHS Prime Flow Thru / Univ Of Arizona	Increasing Muscle Function In Cardiopulmonary Patients.	4/1/05	3/31/10	\$1,123,181
Richardson, Glenn E	Health Promotion & Education	Health & Human Services / Centers For Disease Control	Evaluating A Workplace Resilience Training Intervention.	9/30/04	8/31/07	\$1,100,955
<b>School of Medicine</b>						
Coon, Hilary H	Psychiatry	PHS/Public Health Service	Genetics Of Autism Intermediate Phenotypes.	4/1/05	3/31/10	\$3,392,135
Albertine, Kurt H	Pediatrics	PHS/Public Health Service	Stretch And Vitamin A Effects On Alveolar Formation.	4/1/05	3/31/10	\$3,377,308
Leventhal, Audie G	Neurobiology & Anatomy	PHS/Public Health Service	Degradation Of Cortical Function In Senescent Monkeys.	4/1/05	3/31/10	\$3,246,093
Hunt, Steven C	Internal Medicine	PHS/Public Health Service	Morbidity And Mortality Related To Gastric Bypass Surgery.	8/1/05	7/31/09	\$2,752,234
Capecchi, Mario	Human Genetics	PHS/Public Health Service	NIH Director's Pioneer Award.	9/30/04	9/29/09	\$2,500,000
Sundquist, Wesley I	Biochemistry	PHS/Public Health Service	Recapitulating Retrovirus Replication In Vitro.	9/30/04	9/29/09	\$2,500,000
Michel, William C	Physiology	PHS/Public Health Service	Gabaergic Modulation Of Peripheral Gustatory Activity.	4/1/05	3/31/10	\$1,868,750
Myszka, David G	Biochemistry	PHS/Public Health Service	Biosensor Assays To Aid In Structural Analysis Of GPCRS.	4/1/05	3/31/10	\$1,308,125
Hasstedt, Sandra J	Human Genetics	PHS/Public Health Service	Models For The Genetic Epidemiology Of Chronic Disease.	4/1/05	3/31/10	\$1,308,125
Grunwald, David J	Human Genetics	PHS/Public Health Service	Role Of SHIP2 In Generating The Zebrafish Neural Crest.	4/1/05	3/31/09	\$1,190,060
<b>College of Nursing</b>						
Kinney, Anita Y	Coll Nursing/Dean's Off	PHS/Public Health Service	BRCA Testing In Blacks And Whites In The South.	7/1/05	6/30/06	\$3,441,719

## PROPOSALS (continued)

	<i>Department</i>	<i>Sponsor Name</i>	<i>Proposal Title</i>	<i>Start Date</i>	<i>End Date</i>	<i>Total Amount</i>
<b>College of Pharmacy</b>						
McCloskey, James A	Medicinal Chemistry	PHS/Public Health Service	Structural Studies Of Nucleic Acid Constituents.	4/1/05	3/31/09	\$2,186,122
Kopecek, Jindrich R	Pharmaceut & Pharm Chem	PHS/Public Health Service	Bone Targeted Delivery Of Anabolic Agents.	7/1/04	6/30/09	\$1,868,750
Yost, Garold S	Pharmacology & Toxicology	PHS/Public Health Service	P450-Mediated Dehydrogenation Mechanisms.	4/1/05	3/31/10	\$1,868,750
Fleckenstein, Annette	Pharmacology & Toxicology	PHS/Public Health Service	Drug Abuse And Regulation Of Biogenic Amines.	4/1/05	3/31/10	\$1,495,000
Crowley, William R	Pharmacology & Toxicology	PHS/Public Health Service	Brain Monoamines And Luteinizing Hormone Secretion.	5/1/04	4/30/09	\$1,358,875
Hanson, Glen R	Pharmacology & Toxicology	PHS/Public Health Service	Neurochemical Alterations By Designer Drugs.	5/1/05	4/30/10	\$1,125,000
<b>College of Science</b>						
Fogelson, Aaron L	Mathematics	PHS/Public Health Service	Computational Tools For Dynamical Modeling Of Thrombosis.	6/1/05	5/31/10	\$3,540,244
Poulter, C Dale	Chemistry	PHS/Public Health Service	Terpene Condensation Reactions.	6/1/05	5/31/10	\$2,773,104
Goller, Franz	Biology	PHS/Public Health Service	Neuromuscular Control And Motor Integration Of Birdsong.	7/1/04	6/30/09	\$1,743,153
Louie, Janis	Chemistry	PHS/Public Health Service	New Routes To Heterocycles And Carbocycles.	3/1/05	2/28/10	\$1,358,125
Beal, Peter A	Chemistry	PHS/Public Health Service	The Bioorganic Chemistry Of RNA Editing By ADAR2.	2/1/05	2/28/09	\$1,246,000
Grissom, Charles B	Chemistry	PHS/Public Health Service	Tumor-Targeted Bioconjugates Of Vitamin B-12.	4/1/05	3/31/09	\$1,246,000
<b>College of Social &amp; Behavioral Sciences</b>						
Wiebe, Deborah J	Psychology	PHS/Public Health Service	Parental Involvement In Diabetes Care Across Adolescence.	8/15/05	8/14/10	\$2,885,283
Smith, Timothy W	Psychology	PHS/Public Health Service	Hostility, Marital Interaction, And Health In Aging.	6/1/05	5/31/09	\$2,493,471
<b>Sr VP/Health Sciences</b>						
Graves, Barbara J	Huntsman Cancer Institute	PHS/Public Health Service	Transcriptional Control Mechanisms By ETS Factors.	4/1/05	3/31/10	\$1,868,750
Stafforini, Diana M	Huntsman Cancer Institute	PHS/Public Health Service	Metabolism Of Platelet-Activating Factor.	4/1/05	3/31/10	\$1,495,000
Virshup, David M	Huntsman Cancer Institute	PHS/Public Health Service	Regulation Of Beta-Catenin By Protein Phosphatase 2A.	4/1/05	3/31/10	\$1,495,000

## PROPOSALS (continued)

	<i>Department</i>	<i>Sponsor Name</i>	<i>Proposal Title</i>	<i>Start Date</i>	<i>End Date</i>	<i>Total Amount</i>
<b>VP/Research</b>						
Kulakowski, Elliott C	Off Sponsored Projects	DOD/US Dept Of Defense / Army / Dugway Proving Ground	Partnership Intermediary, Dugway Proving Ground/University Of Utah.	6/1/04	5/31/06	\$1,685,472

## AWARDS

<b>School of Medicine</b>						
Kulakowski, Elliott C	Off Sponsored Projects	DOD/US Dept Of Defense / Army / Dugway Proving Ground	Partnership Intermediary, Dugway Proving Ground/University Of Utah.	6/1/04	5/31/06	\$1,685,472

**VICE-PRESIDENT FOR RESEARCH**  
*June 2004*  
**Part III of VI--TOP 10 "OTHER" AWARDS**

DATE: July 16, 2004

	<i>Department</i>	<i>Sponsor Name</i>	<i>Title</i>	<i>Start Date</i>	<i>End Date</i>	<i>Total Amount</i>
Kulakowski, Elliott C	Off Sponsored Projects	US Dept Of Defense / Army / Dugway Proving Groun	Partnership Intermediary, Dugway Proving Ground/University Of Utah.	6/1/04	6/1/06	\$1,685,472
Dean, J Michael	Pediatrics	Health & Human Services / HRSA / Matern Chld Hlth Bur	National EMSC Data Resource Center - NEDARC.	10/1/95	6/30/05	\$275,000
Taylor, Jack L	Animal Resource Center	Tyco Healthcare/Valley Lab	Valley Lab Clinical Affairs Inc.	6/15/04	6/14/06	\$249,685
Lombardo, Nancy T	Eccles Health Sci Library	Public Health Service / Natl Inst of Health / Natl Library Of Medicine	Neuro-Ophthalmology Virtual Education Library.	8/1/03	7/31/06	\$145,913
Ries, Kristen	Internal Medicine	PHS Prime Flow Thru / St of Ut / Dept Of Health	Emerging Communities.	4/1/01	3/31/05	\$137,503
Barton, Richard G	Surgery	St Of Ut / Dept Of Health	Regional Surge Capacity Response Plans.	4/1/04	9/30/04	\$105,750
Hanson, Glen R	Pharmacology & Toxicology	Public Health Service / Natl Inst of Health /Natl Inst Drug Abuse	Intergovernmental Personnel Act (IPA).	9/1/00	4/30/05	\$96,835
Creekmore, Freddy M	Pharmacy Practice	Aventis Pharmaceut Inc	Cost Of Heparin Induced Thrombocytopenia & The Pharmacoeconomic Implications When Preventing Venous Thrombosis In Medical Patients With Unfractionated ...	4/19/04	4/18/05	\$69,488
Dean, J Michael	Pediatrics	US Dept Transport / Natl High Traff Safety Adm	CODES Data Network Cooperative Agreement.	5/30/03	5/30/08	\$57,454
McElligott, Kathleen	Family & Preventive Med	United Way Of Greater SLC	Teen Mother And Child Program.	7/1/86	6/30/05	\$55,803

**VICE-PRESIDENT FOR RESEARCH**  
**June 2004**  
**Part IV of VI--AWARDS BY SPONSOR**

DATE: July 16, 2004

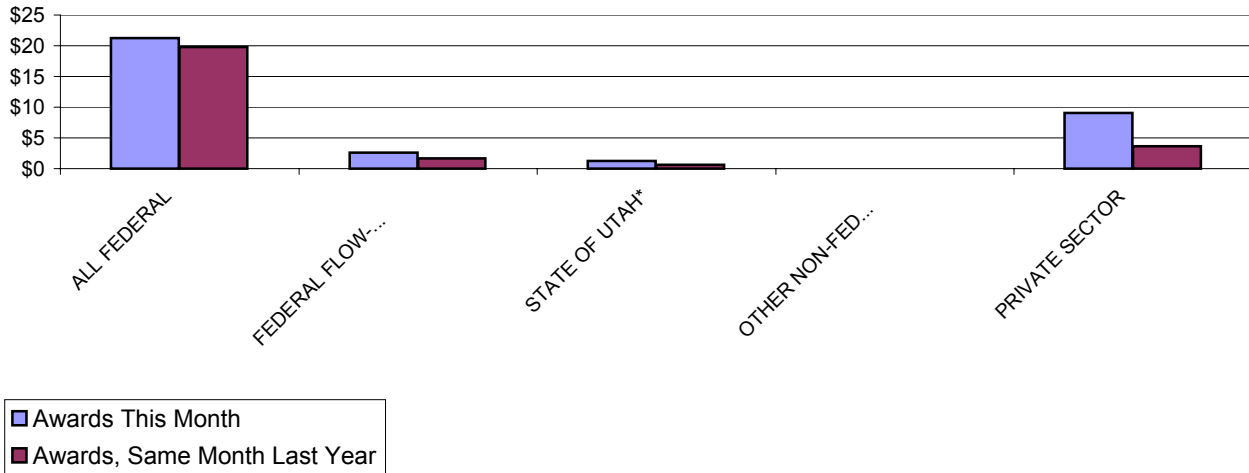
	June 2004		June 2003		FISCAL YEAR TO DATE (7/03-6/04)		FISCAL YEAR TO DATE (7/02-6/03)	
	<u>No.</u>	<u>Total Amt.</u>	<u>No.</u>	<u>Total Amt.</u>	<u>No.</u>	<u>Total Amt.</u>	<u>No.</u>	<u>Total Amt.</u>
<b>ALL FEDERAL</b>	<b>146</b>	<b>\$ 21,238,593</b>	<b>131</b>	<b>\$ 19,826,588</b>	<b>1,105</b>	<b>\$ 197,284,973</b>	<b>1,069</b>	<b>\$ 184,995,818</b>
<i>Misc. Federal Agencies</i>	1	7,500	1	34,908	15	2,808,049	7	794,034
Nat'l Aeronaut/Space Adm	3	166,955	1	75,000	26	1,902,742	25	1,904,081
Nat'l Endowmt/Humanities	0	-	0	-	4	127,402	1	107,331
Nat'l Science Foundation	29	3,236,856	23	2,428,163	190	28,000,033	165	22,564,528
US Dept of Agriculture	0	-	1	31,460	3	145,360	3	172,970
US Dept of Commerce	2	29,900	0	-	10	563,853	9	313,488
US Dept of Defense	5	1,924,812	1	56,500	43	6,333,338	49	4,500,428
US Dept of Education	4	521,215	2	284,670	24	3,887,507	15	2,794,671
US Dept of Energy	11	1,386,204	9	1,102,369	59	7,419,946	92	11,114,023
US Dept of the Interior	3	2,000	2	25,372	38	1,384,384	33	1,520,220
US Dept of Transportation	1	57,454	1	50,000	2	119,280	3	164,921
US Environmental Prot Agcy	0	-	0	-	11	2,235,400	2	100,000
US Health & Human Servs	87	13,905,697	90	15,738,146	678	142,303,258	665	138,945,123
US Veterans Admin	0	-	0	-	2	54,421	0	-
<b>FEDERAL FLOW-DOWN</b>	<b>48</b>	<b>\$2,584,184</b>	<b>57</b>	<b>1,639,519</b>	<b>446</b>	<b>25,883,955</b>	<b>406</b>	<b>23,909,414</b>
<b>STATE OF UTAH*</b>	<b>19</b>	<b>1,285,314</b>	<b>13</b>	<b>574,984</b>	<b>156</b>	<b>8,460,068</b>	<b>120</b>	<b>6,765,672</b>
<b>OTHER NON-FED GOVT.</b>	<b>3</b>	<b>56,645</b>	<b>2</b>	<b>247,763</b>	<b>12</b>	<b>409,706</b>	<b>14</b>	<b>470,299</b>
<b>PRIVATE SECTOR</b>	<b>96</b>	<b>9,113,362</b>	<b>72</b>	<b>3,654,120</b>	<b>767</b>	<b>57,689,017</b>	<b>680</b>	<b>53,238,599</b>
Commercial Sponsors	57	7,020,408	47	2,345,435	491	33,453,571	406	25,874,190
Not-For-Profit Sponsors	39	2,092,954	25	1,308,685	276	24,235,446	274	27,364,409
<b>GRAND TOTALS</b>	<b>312</b>	<b>\$ 34,278,098</b>	<b>275</b>	<b>\$ 25,942,974</b>	<b>2,486</b>	<b>\$ 289,727,719</b>	<b>2,289</b>	<b>\$ 269,379,802</b>

\* State of Utah prime source sponsorship only; "Federal Flow-Down" contains Federal flow-down funding through the State

## Part IV of VI Summary of Awards by Sponsor June 2004

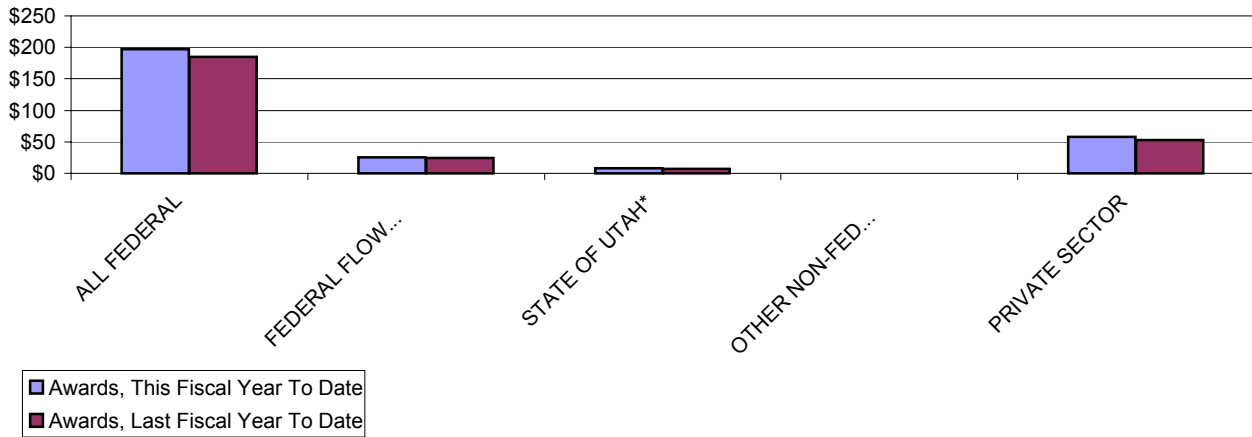
**June 2004 vs. June 2003**

**Awards, In Millions**



**FYTD June 2004 vs. FYTD June 2003**

**Awards, In Millions**





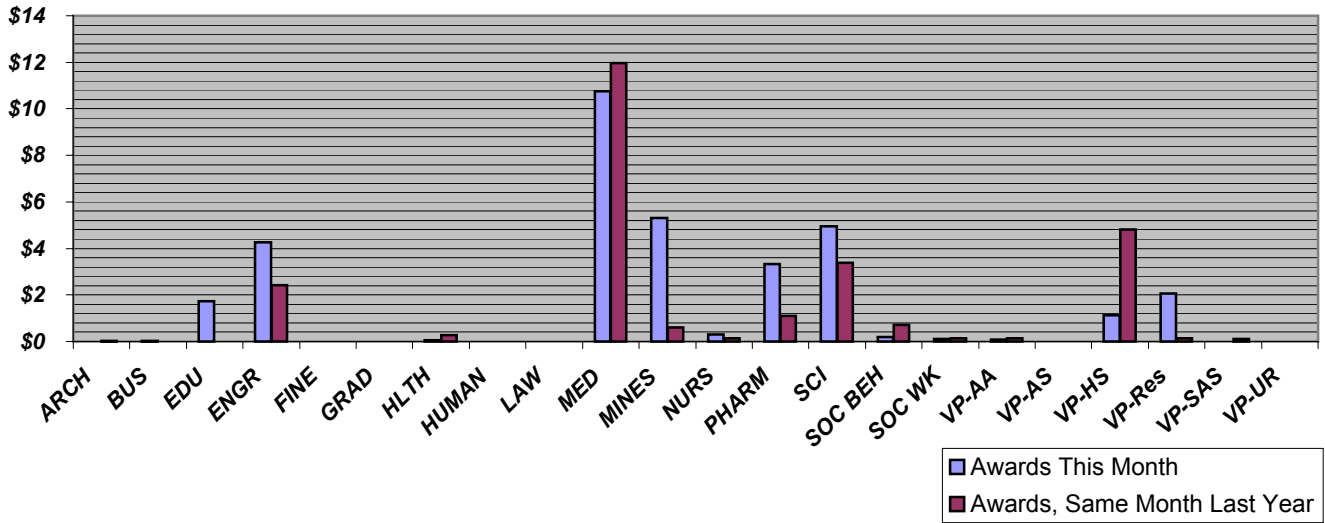
**VICE-PRESIDENT FOR RESEARCH**  
*June 2004*  
**Part V of VI--AWARDS BY COLLEGE**

DATE: July 16, 2004

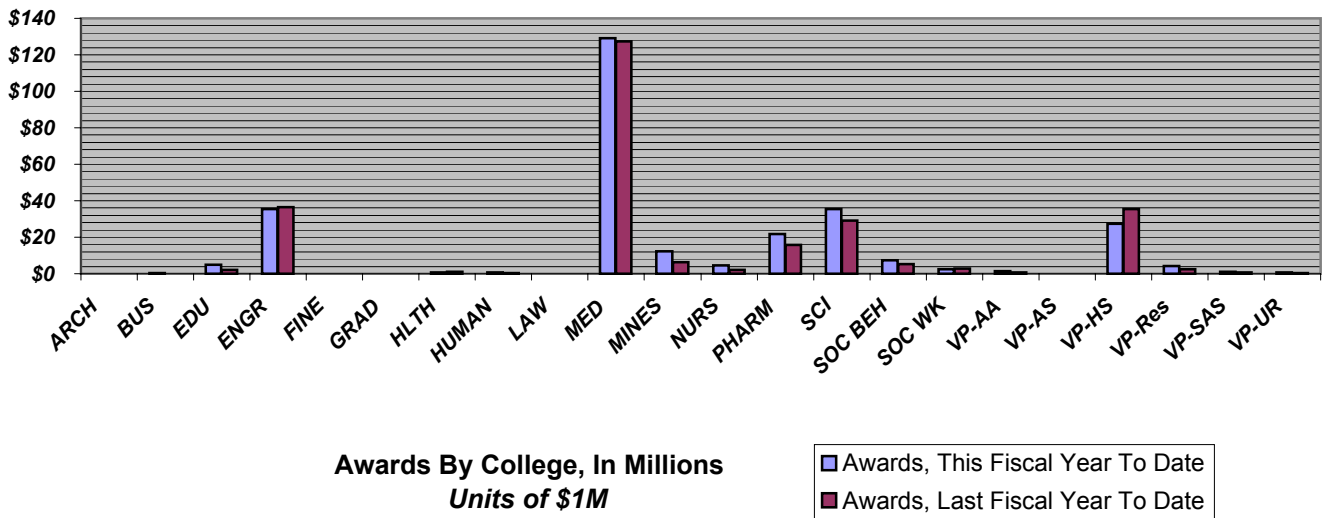
	June 2004		June 2003		FISCAL YEAR TO DATE (7/03-6/04)		FISCAL YEAR TO DATE (7/02-6/03)	
	<u>No.</u>	<u>Total Amt.</u>	<u>No.</u>	<u>Total Amt.</u>	<u>No.</u>	<u>Total Amt.</u>	<u>No.</u>	<u>Total Amt.</u>
<b>ARCHITECTURE &amp; PLANNING</b>	0	-	1	15,643	2	516	6	113,180
<b>BUSINESS</b>	1	25,000	1	10,000	16	213,656	6	91,827
<b>EDUCATION</b>	13	1,725,518	0	-	36	4,842,271	11	2,002,368
<b>ENGINEERING</b>	52	4,261,264	44	2,407,790	369	35,601,221	372	36,655,802
<b>FINE ARTS</b>	0	-	0	-	1	44,000	4	56,000
<b>GRADUATE SCHOOL</b>	0	-	0	-	0	-	2	122,475
<b>HEALTH</b>	3	42,460	3	265,628	25	838,646	29	1,215,202
<b>HUMANITIES</b>	2	8,000	0	-	17	737,922	12	519,581
<b>LAW</b>	1	3,875	0	-	2	4,875	0	-
<b>MEDICINE</b>	122	10,747,777	125	11,951,387	1,112	128,999,859	987	127,520,972
<b>MINES &amp; EARTH SCIENCES</b>	22	5,312,133	15	610,283	141	12,263,101	136	6,167,065
<b>NURSING</b>	4	307,565	4	125,648	35	4,569,915	16	2,232,719
<b>PHARMACY</b>	31	3,324,046	14	1,089,730	155	21,761,786	120	15,861,813
<b>SCIENCE</b>	36	4,951,318	26	3,395,761	248	35,446,406	249	29,035,833
<b>SOCIAL &amp; BEHAVIORAL SCIENCES</b>	5	189,936	3	710,398	62	7,364,984	47	5,377,247
<b>SOCIAL WORK</b>	3	100,500	4	142,198	43	2,445,794	32	2,757,889
<b>VP/ACADEMIC AFFAIRS</b>	2	75,000	3	144,750	20	1,364,584	21	778,870
<b>VP/ADMINISTRATIVE SERVICES</b>	0	-	0	-	1	6,597	0	-
<b>VP/HEALTH SCIENCES</b>	11	1,138,549	27	4,812,775	147	27,226,874	197	35,297,170
<b>VP/RESEARCH</b>	4	2,065,157	1	150,000	29	4,275,375	22	2,596,422
<b>VP/STUDENT AFFAIRS &amp; SERVICES</b>	0	-	4	110,983	13	1,049,810	12	726,099
<b>VP/UNIVERSITY RELATIONS</b>	0	-	0	-	12	669,527	8	251,268
<b>GRAND TOTALS</b>	<b>312</b>	<b>\$34,278,098</b>	<b>275</b>	<b>\$25,942,974</b>	<b>2,486</b>	<b>\$289,727,719</b>	<b>2,289</b>	<b>\$269,379,802</b>

## Part V of VI Summary of Awards by College June 2004

### June 2004 vs. June 2003



### FYTD June 2004 vs. FYTD June 2003



**VICE-PRESIDENT FOR RESEARCH**  
**June 2004**  
**Part VI of VI--GENERAL COLLEGE ACTIVITY**

DATE: July 16, 2004

		June 2004		June 2003		FISCAL YEAR TO DATE (7/03-6/04)		FISCAL YEAR TO DATE (7/02-6/03)	
		<u>No.</u>	<u>Total Amt.</u>	<u>No.</u>	<u>Total Amt.</u>	<u>No.</u>	<u>Total Amt.</u>	<u>No.</u>	<u>Total Amt.</u>
<b>ARCHITECTURE &amp; PLANNING</b>									
<b>Proposals</b>		2	76,979	1	36,700	3	79,479	4	85,359
<b>Awards</b>	Research	0	-	0	-	1	4,591	2	52,638
	Other	0	-	1	15,643	1	(4,075)	4	60,542
	Instruction	0	-	0	-	0	-	0	-
	Clinical	0	-	0	-	0	-	0	-
	<b>Totals</b>	0	-	1	15,643	2	516	6	113,180
<b>BUSINESS</b>									
<b>Proposals</b>		2	30,000	1	10,000	15	3,833,445	19	5,690,921
<b>Awards</b>	Research	1	25,000	1	10,000	9	149,255	3	22,000
	Other	0	-	0	-	7	64,401	3	69,827
	Instruction	0	-	0	-	0	-	0	-
	Clinical	0	-	0	-	0	-	0	-
	<b>Totals</b>	1	25,000	1	10,000	16	213,656	6	91,827
<b>EDUCATION</b>									
<b>Proposals</b>		4	1,120,660	1	119,688	31	10,875,617	20	7,819,162
<b>Awards</b>	Research	0	-	0	-	5	157,080	3	261,731
	Other	0	-	0	-	3	497,336	3	740,559
	Instruction	13	1,725,518	0	-	28	4,187,855	5	1,000,078
	Clinical	0	-	0	-	0	-	0	-
	<b>Totals</b>	13	1,725,518	0	-	36	4,842,271	11	2,002,368
<b>ENGINEERING</b>									
<b>Proposals</b>		36	5,648,935	19	9,738,540	329	161,712,019	283	175,135,380
<b>Awards</b>	Research	44	4,036,895	39	2,187,998	319	34,140,042	328	34,933,357
	Other	2	13,245	3	8,546	29	880,502	29	727,102
	Instruction	6	211,124	2	211,246	21	580,677	15	995,343
	Clinical	0	-	0	-	0	-	0	-
	<b>Totals</b>	52	4,261,264	44	2,407,790	369	35,601,221	372	36,655,802
<b>FINE ARTS</b>									
<b>Proposals</b>		0	-	0	-	1	1,500	4	242,543
<b>Awards</b>	Research	0	-	0	-	0	-	0	-
	Other	0	-	0	-	0	-	2	32,500
	Instruction	0	-	0	-	1	44,000	2	23,500
	Clinical	0	-	0	-	0	-	0	-
	<b>Totals</b>	0	-	0	-	1	44,000	4	56,000

		June 2004		June 2003		FISCAL YEAR TO DATE (7/03-6/04)		FISCAL YEAR TO DATE (7/02-6/03)	
		<u>No.</u>	<u>Total Amt.</u>	<u>No.</u>	<u>Total Amt.</u>	<u>No.</u>	<u>Total Amt.</u>	<u>No.</u>	<u>Total Amt.</u>
<b>GRADUATE SCHOOL</b>									
<i>Proposals</i>		0	-	0	-	0	-	2	122,475
<i>Awards</i>	Research	0	-	0	-	0	-	2	122,475
	Other	0	-	0	-	0	-	0	-
	Instruction	0	-	0	-	0	-	0	-
	Clinical	0	-	0	-	0	-	0	-
	<i>Totals</i>	0	-	0	-	0	-	2	122,475

## HEALTH

<i>Proposals</i>		7	2,705,292	1	3,277,802	32	10,040,387	24	13,900,607
<i>Awards</i>	Research	2	12,460	0	-	10	198,519	10	201,108
	Other	1	30,000	2	234,872	12	544,101	15	866,561
	Instruction	0	-	0	-	2	85,563	3	116,777
	Clinical	0	-	1	30,756	1	10,463	1	30,756
	<i>Totals</i>	3	42,460	3	265,628	25	838,646	29	1,215,202

## HUMANITIES

<i>Proposals</i>		2	56,200	0	-	23	10,160,791	16	2,399,569
<i>Awards</i>	Research	0	-	0	-	1	74,215	3	245,350
	Other	0	-	0	-	8	25,703	4	120,631
	Instruction	2	8,000	0	-	8	638,004	5	153,600
	Clinical	0	-	0	-	0	-	0	-
	<i>Totals</i>	2	8,000	0	-	17	737,922	12	519,581

## LAW

<i>Proposals</i>		0	-	0	-	3	12,175	0	-
<i>Awards</i>	Research	0	-	0	-	0	-	0	-
	Other	1	3,875	0	-	2	4,875	0	-
	Instruction	0	-	0	-	0	-	0	-
	Clinical	0	-	0	-	0	-	0	-
	<i>Totals</i>	1	3,875	0	-	2	4,875	0	-

## MEDICINE

<i>Proposals</i>		61	34,355,042	44	13,733,854	746	438,879,234	599	342,503,272
<i>Awards</i>	Research	73	8,437,868	54	6,246,847	657	96,314,368	586	88,216,807
	Other	12	762,009	27	1,816,935	141	8,661,756	173	11,965,647
	Instruction	20	717,857	34	3,582,794	96	9,853,541	96	10,922,604
	Clinical	17	830,043	10	304,811	218	14,170,194	132	16,415,914
	<i>Totals</i>	122	10,747,777	125	11,951,387	1112	128,999,859	987	127,520,972

## MINES & EARTH SCIENCES

<i>Proposals</i>		21	4,614,418	12	4,254,827	112	24,634,456	121	31,561,446
<i>Awards</i>	Research	16	5,221,333	13	600,083	117	11,759,073	98	4,484,848
	Other	5	15,800	2	10,200	23	429,028	38	1,682,217
	Instruction	1	75,000	0	-	1	75,000	0	-
	Clinical	0	-	0	-	0	-	0	-
	<i>Totals</i>	22	5,312,133	15	610,283	141	12,263,101	136	6,167,065

		June 2004		June 2003		FISCAL YEAR TO DATE (7/03-6/04)		FISCAL YEAR TO DATE (7/02-6/03)	
		<u>No.</u>	<u>Total Amt.</u>	<u>No.</u>	<u>Total Amt.</u>	<u>No.</u>	<u>Total Amt.</u>	<u>No.</u>	<u>Total Amt.</u>
<b>NURSING</b>									
<i>Proposals</i>		4	4,064,519	4	1,646,384	23	19,076,061	26	16,728,624

<i>Awards</i>	Research	3	295,326	3	56,204	20	2,761,707	13	1,634,142
	Other	1	12,239	0	-	7	704,972	1	433,360
	Instruction	0	-	1	69,444	8	1,103,236	2	165,217
	Clinical	0	-	0	-	0	-	0	-
	<b>Totals</b>	4	307,565	4	125,648	35	4,569,915	16	2,232,719

## PHARMACY

<i>Proposals</i>		17	12,876,480	5	348,813	152	90,943,166	86	48,397,905
------------------	--	----	------------	---	---------	-----	------------	----	------------

<i>Awards</i>	Research	23	3,261,198	7	589,254	90	13,188,339	81	13,415,987
	Other	6	(189,439)	6	472,782	53	7,789,058	25	1,839,689
	Instruction	0	-	1	27,694	4	268,635	11	509,731
	Clinical	2	252,287	0	-	8	515,754	3	96,406
	<b>Totals</b>	31	3,324,046	14	1,089,730	155	21,761,786	120	15,861,813

## SCIENCE

<i>Proposals</i>		13	13,603,769	12	8,990,736	176	115,687,295	185	129,423,274
------------------	--	----	------------	----	-----------	-----	-------------	-----	-------------

<i>Awards</i>	Research	33	4,566,575	25	3,295,761	231	33,676,084	234	27,621,431
	Other	1	1,625	0	-	5	151,849	7	321,618
	Instruction	2	383,118	1	100,000	12	1,618,473	8	1,092,784
	Clinical	0	-	0	-	0	-	0	-
	<b>Totals</b>	36	4,951,318	26	3,395,761	248	35,446,406	249	29,035,833

## SOCIAL & BEHAVIORAL SCIENCES

<i>Proposals</i>		5	6,274,222	7	2,361,857	75	25,922,498	47	19,569,473
------------------	--	---	-----------	---	-----------	----	------------	----	------------

<i>Awards</i>	Research	4	186,873	2	685,398	48	4,756,527	31	3,524,933
	Other	0	-	1	25,000	13	2,605,394	14	283,545
	Instruction	1	3,063	0	-	1	3,063	2	1,568,769
	Clinical	0	-	0	-	0	-	0	-
	<b>Totals</b>	5	189,936	3	710,398	62	7,364,984	47	5,377,247

## SOCIAL WORK

<i>Proposals</i>		2	199,838	1	43,000	23	6,073,143	24	4,326,792
------------------	--	---	---------	---	--------	----	-----------	----	-----------

<i>Awards</i>	Research	1	40,500	1	17,890	23	1,991,199	8	493,987
	Other	2	60,000	3	124,308	20	454,595	24	2,263,902
	Instruction	0	-	0	-	0	-	0	-
	Clinical	0	-	0	-	0	-	0	-
	<b>Totals</b>	3	100,500	4	142,198	43	2,445,794	32	2,757,889

## SR VP FOR ACADEMIC AFFAIRS\*

<i>Proposals</i>		1	10,000	5	61,924	17	5,076,091	26	3,381,728
------------------	--	---	--------	---	--------	----	-----------	----	-----------

<i>Awards</i>	Research	1	3,000	1	9,729	8	81,112	8	289,255
	Other	0	-	2	135,021	10	1,062,413	13	489,615
	Instruction	1	72,000	0	-	2	221,059	0	-
	Clinical	0	-	0	-	0	-	0	-
	<b>Totals</b>	2	75,000	3	144,750	20	1,364,584	21	778,870

		June 2004		June 2003		FISCAL YEAR TO DATE (7/03-6/04)		FISCAL YEAR TO DATE (7/02-6/03)	
		<u>No.</u>	<u>Total Amt.</u>	<u>No.</u>	<u>Total Amt.</u>	<u>No.</u>	<u>Total Amt.</u>	<u>No.</u>	<u>Total Amt.</u>
<b>VP FOR ADMINISTRATIVE SERVICES*</b>									
<b>Proposals</b>		0	-	0	-	1	7,330	0	-
<b>Awards</b>	Research	0	-	0	-	0	-	0	-
	Other	0	-	0	-	1	6,597	0	-
	Instruction	0	-	0	-	0	-	0	-
	Clinical	0	-	0	-	0	-	0	-
	<b>Totals</b>	0	-	0	-	1	6,597	0	-
<b>SR VP FOR HEALTH SCIENCES*</b>									
<b>Proposals</b>		11	6,493,412	2	1,858,784	99	83,246,923	82	97,369,640
<b>Awards</b>	Research	7	853,960	20	3,451,968	95	22,124,528	136	27,345,048
	Other	1	145,913	2	1,200,158	23	3,185,898	37	6,423,977
	Instruction	2	95,202	1	79,092	11	1,003,954	9	695,026
	Clinical	1	43,474	4	81,557	18	912,494	15	833,119
	<b>Totals</b>	11	1,138,549	27	4,812,775	147	27,226,874	197	35,297,170
<b>VP FOR RESEARCH*</b>									
<b>Proposals</b>		2	1,935,157	3	2,611,503	14	6,781,029	12	11,228,053
<b>Awards</b>	Research	1	150,000	1	150,000	13	1,313,598	4	1,801,083
	Other	3	1,915,157	0	-	16	2,961,777	18	795,339
	Instruction	0	-	0	-	0	-	0	-
	Clinical	0	-	0	-	0	-	0	-
	<b>Totals</b>	4	2,065,157	1	150,000	29	4,275,375	22	2,596,422
<b>VP FOR STUDENT AFFAIRS &amp; SERVICES*</b>									
<b>Proposals</b>		0	-	2	26,471	3	241,413	4	2,567,696
<b>Awards</b>	Research	0	-	1	99,540	5	774,828	2	174,791
	Other	0	-	3	11,443	5	67,327	7	51,943
	Instruction	0	-	0	-	3	207,655	3	499,365
	Clinical	0	-	0	-	0	-	0	-
	<b>Totals</b>	0	-	4	110,983	13	1,049,810	12	726,099
<b>VP FOR UNIVERSITY RELATIONS*</b>									
<b>Proposals</b>		0	-	0	-	15	2,144,386	7	342,260
<b>Awards</b>	Research	0	-	0	-	1	35,133	1	23,767
	Other	0	-	0	-	11	634,394	7	227,501
	Instruction	0	-	0	-	0	-	0	-
	Clinical	0	-	0	-	0	-	0	-
	<b>Totals</b>	0	-	0	-	12	669,527	8	251,268
<b>Totals, Proposals</b>		190	\$94,064,923	120	\$49,120,883	1,893	\$1,015,428,438	1,591	\$912,796,179
<b>Totals, AWARDS</b>		312	\$34,278,098	275	\$25,942,974	2,486	\$289,727,719	2,289	\$269,379,802

\* Amounts for Vice-Presidents' Offices may reflect activity by Institutes, Centers & other discrete organizational entities that report directly to their cognizant Vice Presidents, rather than to a College or Graduate School.