

DATE: July 25, 2002

TO: J. Bernard Machen  
FROM: Raymond F. Gesteland

SUBJECT: 5-Part Monthly Activity Report

**Part I of IV--RESEARCH ACTIVITY SUMMARY**

	June 2002		June 2001		FISCAL YEAR TO DATE (7/01-6/02)		FISCAL YEAR TO DATE (7/00-6/01)	
	<u>No.</u>	<u>Total Amt.</u>	<u>No.</u>	<u>Total Amt.</u>	<u>No.</u>	<u>Total Amt.</u>	<u>No.</u>	<u>Total Amt.</u>
<b>PROPOSALS*</b>	155	\$ 89,242,864	148	\$ 81,540,469	1,570	\$ 834,790,104	1,493	\$ 786,896,054
<b>AWARDS</b>								
Research	125	\$18,008,657	169	\$23,805,022	1,627	\$207,031,791	1,680	\$199,990,882
Other	39	2,448,808	38	1,738,453	342	24,011,667	342	15,264,746
Instruction	16	1,989,993	21	2,228,666	163	13,593,586	137	12,169,080
Clinical	14	569,393	17	1,596,869	183	13,659,630	212	14,913,616
<b>SUBTOTALS</b>	<b>194</b>	<b>23,016,851</b>	<b>245</b>	<b>29,369,010</b>	<b>2,315</b>	<b>258,296,674</b>	<b>2,371</b>	<b>242,338,324</b>
<b>Fellowships &amp;     Financial Aids</b>		526,703		1,524,703		17,065,765		13,051,361
<b>ALL AWARD TOTALS</b>		<b>\$ 23,543,554</b>		<b>\$ 30,893,713</b>		<b>\$ 275,362,439</b>		<b>\$ 255,389,685</b>

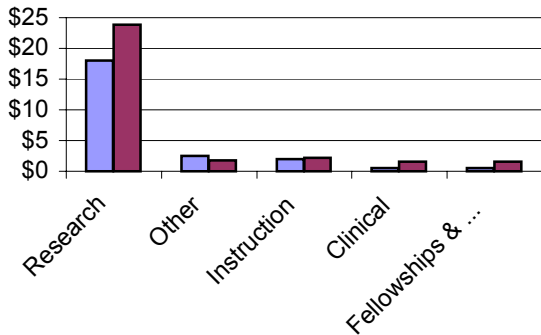
cc: Coralie Alder  
A. Lorris Betz  
Paul Brinkman  
Lynne U. Chronister  
Arnold B. Combe  
Fred C. Esplin  
Cecelia H. Foxley  
John G. Francis  
Raymond F. Gesteland  
Peter L. Goss  
W. Ralph Hardy  
Jerry Kaplan  
Nancy Lyon  
J. Michael Mattsson  
Barbara K. Nielsen  
David W. Pershing  
Ronald J. Pugmire  
Lee Siegel  
Laura Snow

**Raymond F. Gesteland**  
Vice-President for Research

# Part I of V Summary of University Research Activity June 2002

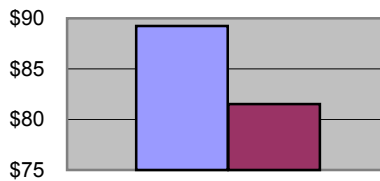
## June 2002 vs. June 2001

**Awards, In Millions**



■ Awards This Month  
■ Awards, Same Month Last Year

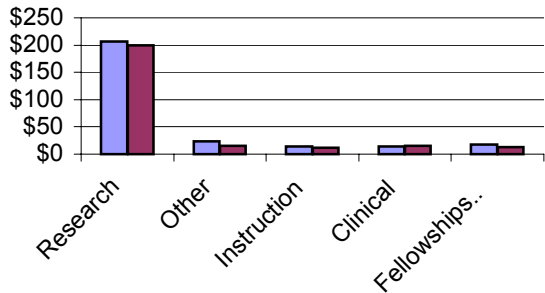
**Proposals, In Millions**



■ All Proposals, This Month  
■ All Proposals, Same Month Last Year

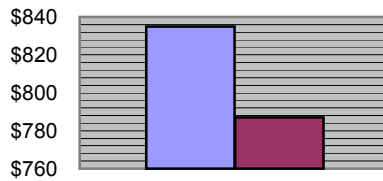
## FYTD June 2002 vs. FYTD June 2001

**Awards, In Millions**



■ Awards, This Fiscal Year To Date  
■ Awards, Same Month Last Fiscal Year To Date

**Proposals, In Millions**



■ All Proposals, This Fiscal Year To Date  
■ All Proposals, Last Fiscal Year To Date

**VICE-PRESIDENT FOR RESEARCH**  
*June 2002*  
**Part II of V--PROPOSALS AND AWARDS OVER \$2 MILLION**

DATE: July 25, 2002

**PROPOSALS**

	<i>Department</i>	<i>Sponsor Name</i>	<i>Proposal Title</i>	<i>Start Date</i>	<i>End Date</i>	<i>Total Amount</i>
<b>Medicine</b>						
Okifuji,Akiko	Anesthesiology	PHS/Public Health Service	Behavioral Preparation For Treating Fibromyalgia.	4/1/03	3/31/08	\$2,971,310
Kanner,Richard E	Internal Medicine	Misc Private/Boehringer Ingelheim Pharm	Phase Ii...Safety Of Oral 25 Mg, 50 Mg, 75 Mg Opc-6535 & Placebo In The Treatment Of Patients With Chronic Obstructive Pulmonary Disease.	9/1/02	9/1/07	\$2,165,234
Lasater,Eric M	Ophthalmology	PHS/Public Health Service/ Natl Eye Instit	Membrane Properties Of Retinal Neurons.	4/1/03	3/31/08	\$2,958,750
<b>Science</b>						
Jorgensen,Erik M	Biology	PHS/Public Health Service	Synaptic Function In The Nematode C. Elegans.	7/1/03	6/30/07	\$2,515,949
Poulter,C Dale	Chemistry	PHS/Public Health Service	Studies Of Isoprenoid Biosynthesis.	4/1/03	3/31/08	\$2,263,674

**AWARDS**

<i>Department</i>	<i>Sponsor Name</i>	<i>Proposal Title</i>	<i>Start Date</i>	<i>End Date</i>	<i>Total Amount</i>
-------------------	---------------------	-----------------------	-------------------	-----------------	---------------------

There were no awards for over \$2 million for June, 2002.

**VICE-PRESIDENT FOR RESEARCH**  
**June 2002**  
**Part III of IV--AWARDS BY SPONSOR**

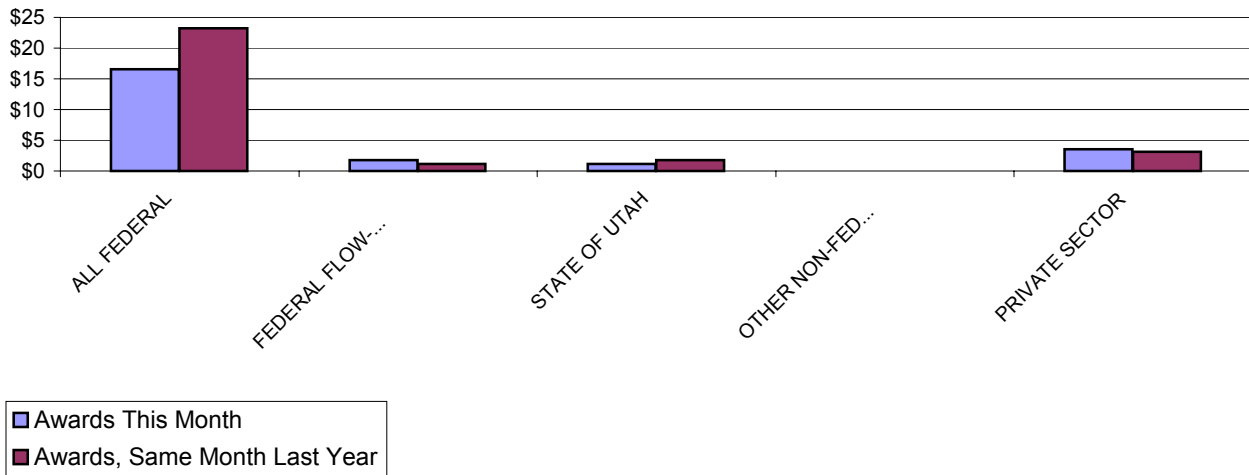
DATE: July 25, 2002

	June 2002		June 2001		FISCAL YEAR TO DATE (7/01-6/02)		FISCAL YEAR TO DATE (7/00-6/01)	
	<u>No.</u>	<u>Total Amt.</u>	<u>No.</u>	<u>Total Amt.</u>	<u>No.</u>	<u>Total Amt.</u>	<u>No.</u>	<u>Total Amt.</u>
<b>ALL FEDERAL</b>	<b>88</b>	<b>\$ 16,517,107</b>	<b>117</b>	<b>\$ 23,257,486</b>	<b>1,050</b>	<b>\$ 179,755,500</b>	<b>1,052</b>	<b>\$ 162,632,644</b>
<i>Misc. Federal Agencies</i>	2	17,336	1	190,704	17	1,680,427	11	983,530
Nat'l Aeronaut/Space Adm	2	173,095	1	90,000	29	2,005,597	33	2,294,728
Nat'l Endowmt/Humanitie:	0	-	0	-	4	89,993	2	20,000
Nat'l Science Foundation	17	2,065,352	17	4,704,775	149	16,813,186	148	19,101,136
US Dept of Agriculture	0	-	0	-	3	363,530	6	71,380
US Dept of Commerce	2	125,000	3	194,807	10	546,312	12	1,597,237
US Dept of Defense	2	192,249	7	650,280	58	6,223,670	67	9,102,823
US Dept of Education	1	69,684	3	241,782	20	3,045,171	14	1,611,985
US Dept of Energy	3	142,245	8	621,219	78	12,578,607	97	12,532,251
US Dept of the Interior	3	27,500	0	-	26	1,160,526	27	1,164,127
US Dept of Transportation	1	30,633	0	-	6	246,981	3	202,890
US Environmental Prot Agc	0	-	0	-	2	10,000	5	258,991
US Health & Human Servs	55	13,674,013	77	16,563,919	648	134,991,500	627	113,691,566
US Veterans Admin	0	-	0	-	0	-	0	-
<b>FEDERAL FLOW-DOWN</b>	<b>32</b>	<b>1,778,660</b>	<b>32</b>	<b>1,185,784</b>	<b>350</b>	<b>16,723,720</b>	<b>307</b>	<b>15,531,185</b>
<b>STATE OF UTAH</b>	<b>16</b>	<b>1,156,632</b>	<b>22</b>	<b>1,737,276</b>	<b>166</b>	<b>8,571,741</b>	<b>140</b>	<b>6,438,764</b>
<b>OTHER NON-FED GOVT.</b>	<b>0</b>	<b>-</b>	<b>4</b>	<b>51,147</b>	<b>9</b>	<b>187,047</b>	<b>18</b>	<b>764,783</b>
<b>PRIVATE SECTOR</b>	<b>58</b>	<b>3,564,452</b>	<b>70</b>	<b>3,137,317</b>	<b>740</b>	<b>53,058,666</b>	<b>854</b>	<b>56,970,948</b>
Commercial Sponsors	32	1,303,619	43	1,566,599	425	24,116,101	457	26,604,519
Not-For-Profit Sponsors	26	2,260,833	27	1,570,718	315	28,942,565	397	30,366,429
<b>GRAND TOTALS</b>	<b>194</b>	<b>\$ 23,016,851</b>	<b>245</b>	<b>\$ 29,369,010</b>	<b>2,315</b>	<b>\$ 258,296,674</b>	<b>2,371</b>	<b>\$ 242,338,324</b>

## Part III of V Summary of Awards by Sponsor June 2002

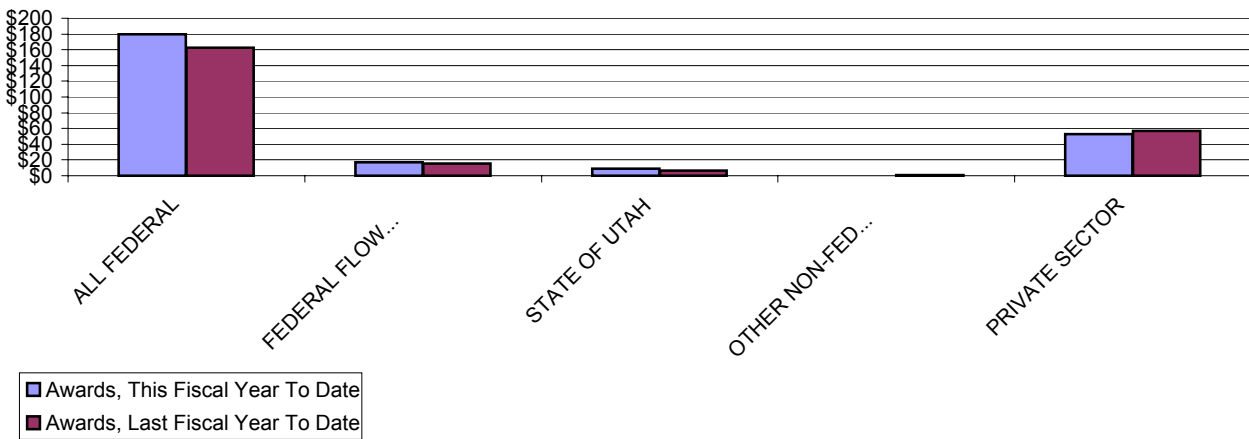
June 2002 vs. June 2001

**Awards, In Millions**



FYTD June 2002 vs. FYTD June 2001

**Awards, In Millions**



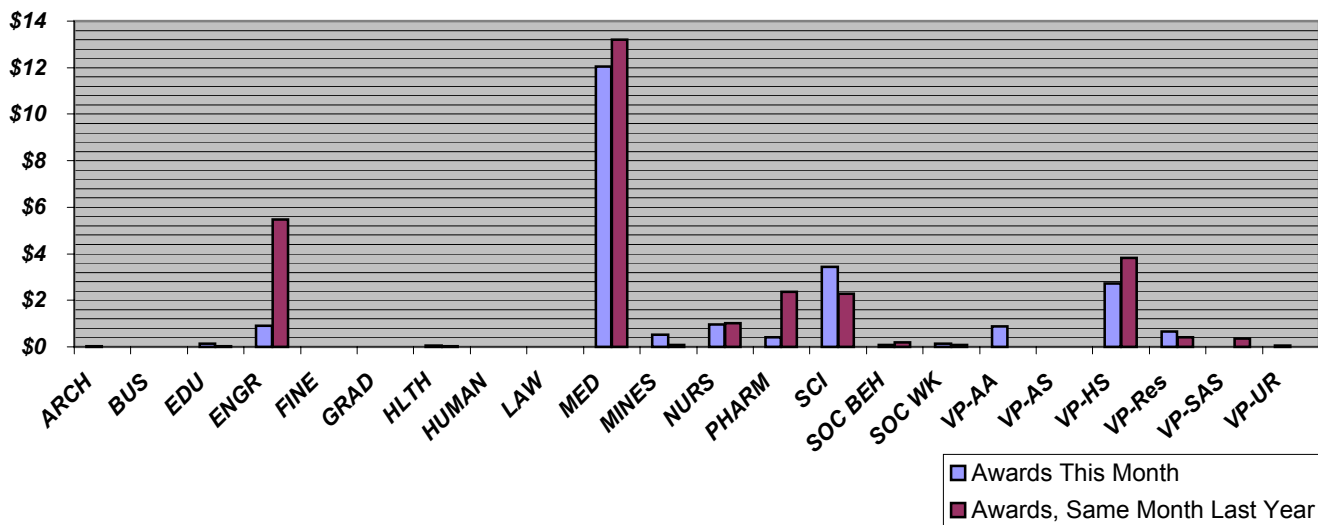
**VICE-PRESIDENT FOR RESEARCH**  
*June 2002*  
**Part IV of V--AWARDS BY COLLEGE**

DATE: July 25, 2002

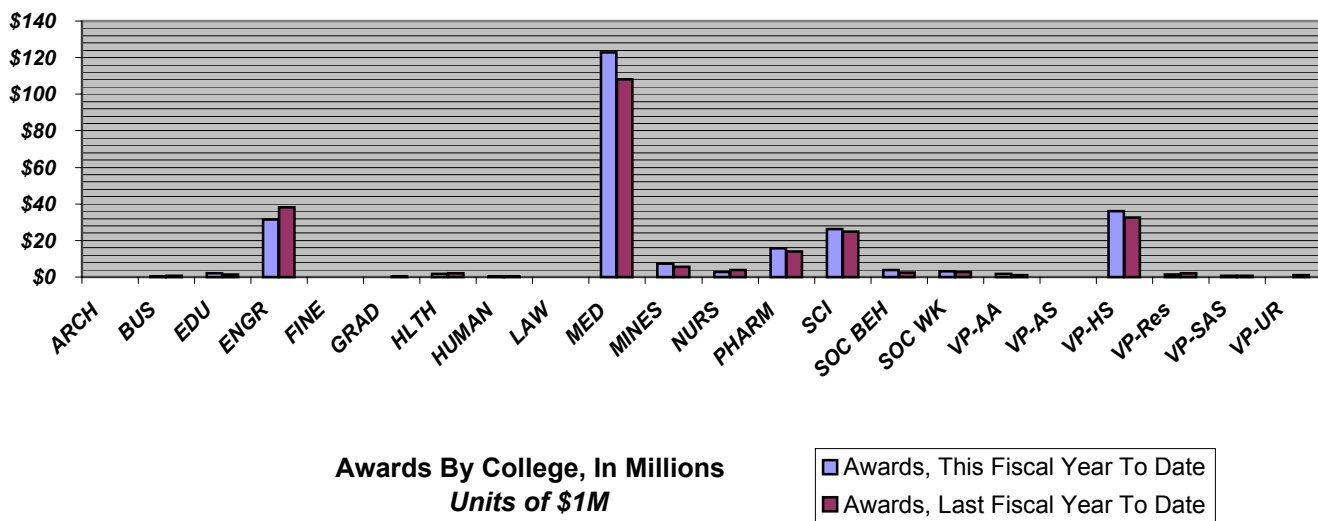
	June 2002		June 2001		FISCAL YEAR TO DATE (7/01-6/02)		FISCAL YEAR TO DATE (7/00-6/01)	
	<u>No.</u>	<u>Total Amt.</u>	<u>No.</u>	<u>Total Amt.</u>	<u>No.</u>	<u>Total Amt.</u>	<u>No.</u>	<u>Total Amt.</u>
ARCHITECTURE	1	19,000	0	-	5	97,658	5	78,510
BUSINESS	0	-	0	-	1	374,000	6	838,406
EDUCATION	1	149,724	3	33,500	14	2,133,721	19	1,499,450
ENGINEERING	16	918,286	43	5,471,162	403	31,491,230	385	38,143,394
FINE ARTS	0	-	0	-	2	22,000	2	11,000
GRADUATE SCHOOL	0	-	1	8,000	2	57,940	4	414,200
HEALTH	2	65,419	3	21,317	31	1,691,769	35	2,267,213
HUMANITIES	2	6,910	1	5,000	8	283,262	9	197,311
LAW	0	-	0	-	4	4,000	1	21,062
MEDICINE	92	12,036,150	110	13,195,655	960	122,928,360	996	108,059,468
MINES & EARTH SCIENCES	8	517,500	7	90,000	108	7,272,950	101	5,725,939
NURSING	5	950,216	2	1,025,064	27	2,708,137	19	3,978,406
PHARMACY	6	415,350	13	2,372,787	118	15,836,565	119	14,122,061
SCIENCE	25	3,428,080	26	2,277,251	237	26,224,089	246	24,700,178
SOCIAL & BEHAVIORAL SCIENCES	4	75,818	5	179,363	56	3,751,713	59	2,297,175
SOCIAL WORK	5	127,207	4	80,629	48	3,143,830	29	2,842,668
VP/ACADEMIC AFFAIRS	3	877,015	1	5,500	21	1,911,890	26	930,745
VP/ADMINISTRATIVE SERVICES	0	-	0	-	1	37,500	1	5,700
VP/HEALTH SCIENCES	18	2,724,053	19	3,829,285	229	36,089,198	251	32,636,722
VP/RESEARCH	4	648,036	5	402,890	19	1,533,218	36	1,988,912
VP/STUDENT AFFAIRS & SERVICES	0	-	1	368,657	11	541,557	10	678,621
VP/UNIVERSITY RELATIONS	2	58,087	1	2,950	10	162,087	12	901,183
<b>GRAND TOTALS</b>	<b>194</b>	<b>\$23,016,851</b>	<b>245</b>	<b>\$29,369,010</b>	<b>2,315</b>	<b>\$258,296,674</b>	<b>2,371</b>	<b>\$242,338,324</b>

## Part IV of V Summary of Awards by College June 2002

### June 2002 vs. June 2001



### FYTD June 2002 vs. FYTD June 2001



**Awards By College, In Millions  
Units of \$1M**

■ Awards, This Fiscal Year To Date  
■ Awards, Last Fiscal Year To Date

**VICE-PRESIDENT FOR RESEARCH**  
**June 2002**  
**Part IV of IV--GENERAL COLLEGE ACTIVITY**

DATE: July 25, 2002

		June 2002		June 2001		FISCAL YEAR TO DATE (7/01-6/02)		FISCAL YEAR TO DATE (7/00-6/01)	
		<u>No.</u>	<u>Total Amt.</u>	<u>No.</u>	<u>Total Amt.</u>	<u>No.</u>	<u>Total Amt.</u>	<u>No.</u>	<u>Total Amt.</u>
<b>ARCHITECTURE</b>									
<b>Proposals</b>		1	15,560	0	-	5	43,859	4	13,700
<b>Awards</b>	Research	0	-	0	-	2	69,101	1	64,510
	Other	1	19,000	0	-	3	28,557	3	12,200
	Instruction	0	-	0	-	0	-	1	1,800
	Clinical	0	-	0	-	0	-	0	-
	<b>Totals</b>	1	19,000	0	-	5	97,658	5	78,510
<b>BUSINESS</b>									
<b>Proposals</b>		0	-	0	-	5	567,271	0	-
<b>Awards</b>	Research	0	-	0	-	1	374,000	5	843,286
	Other	0	-	0	-	0	-	0	-
	Instruction	0	-	0	-	0	-	1	(4,880)
	Clinical	0	-	0	-	0	-	0	-
	<b>Totals</b>	0	-	0	-	1	374,000	6	838,406
<b>EDUCATION</b>									
<b>Proposals</b>		0	-	2	840,048	10	3,159,347	23	8,617,939
<b>Awards</b>	Research	1	149,724	1	15,500	6	892,306	4	544,285
	Other	0	-	1	18,000	3	266,920	7	250,710
	Instruction	0	-	1	-	5	974,495	8	704,455
	Clinical	0	-	0	-	0	-	0	-
	<b>Totals</b>	1	149,724	3	33,500	14	2,133,721	19	1,499,450
<b>ENGINEERING</b>									
<b>Proposals</b>		25	8,519,707	18	2,936,007	289	124,585,820	287	139,743,461
<b>Awards</b>	Research	16	918,286	39	5,210,644	361	30,610,371	343	36,845,036
	Other	0	-	2	115,518	35	873,859	28	631,341
	Instruction	0	-	2	145,000	7	7,000	14	667,017
	Clinical	0	-	0	-	0	-	0	-
	<b>Totals</b>	16	918,286	43	5,471,162	403	31,491,230	385	38,143,394
<b>FINE ARTS</b>									
<b>Proposals</b>		1	20,000	0	-	3	112,418	1	3,000
<b>Awards</b>	Research	0	-	0	-	0	-	0	-
	Other	0	-	0	-	1	-	2	11,000
	Instruction	0	-	0	-	1	22,000	0	-
	Clinical	0	-	0	-	0	-	0	-
	<b>Totals</b>	0	-	0	-	2	22,000	2	11,000



		June 2002		June 2001		FISCAL YEAR TO DATE (7/01-6/02)		FISCAL YEAR TO DATE (7/00-6/01)	
		<u>No.</u>	<u>Total Amt.</u>	<u>0</u>	<u>Total Amt.</u>	<u>No.</u>	<u>Total Amt.</u>	<u>No.</u>	<u>Total Amt.</u>
<b>GRADUATE SCHOOL</b>									
<i>Proposals</i>		0	-	0	-	2	1,446,524	2	431,696
<i>Awards</i>	Research	0	-	0	-	0	-	1	400,200
	Other	0	-	0	-	1	40,000	0	-
	Instruction	0	-	1	8,000	1	17,940	3	14,000
	Clinical	0	-	0	-	0	-	0	-
	<i>Totals</i>	0	-	1	8,000	2	57,940	4	414,200
<b>HEALTH</b>									
<i>Proposals</i>		2	118,715	1	84,460	31	10,510,697	20	5,944,381
<i>Awards</i>	Research	0	-	1	6,387	14	1,102,530	10	1,798,405
	Other	2	65,419	1	9,430	16	553,239	23	409,053
	Instruction	0	-	1	5,500	1	36,000	2	59,755
	Clinical	0	-	0	-	0	-	0	-
	<i>Totals</i>	2	65,419	3	21,317	31	1,691,769	35	2,267,213
<b>HUMANITIES</b>									
<i>Proposals</i>		1	5,000	1	2,000	21	2,135,575	13	242,014
<i>Awards</i>	Research	2	6,910	1	5,000	4	213,262	3	175,011
	Other	0	-	0	-	2	62,000	3	8,000
	Instruction	0	-	0	-	2	8,000	3	14,300
	Clinical	0	-	0	-	0	-	0	-
	<i>Totals</i>	2	6,910	1	5,000	8	283,262	9	197,311
<b>LAW</b>									
<i>Proposals</i>		0	-	0	-	4	175,382	0	-
<i>Awards</i>	Research	0	-	0	-	3	-	0	-
	Other	0	-	0	-	1	4,000	1	21,062
	Instruction	0	-	0	-	0	-	0	-
	Clinical	0	-	0	-	0	-	0	-
	<i>Totals</i>	0	-	0	-	4	4,000	1	21,062
<b>MEDICINE</b>									
<i>Proposals</i>		57	45,086,388	68	52,176,545	565	368,114,001	596	341,823,415
<i>Awards</i>	Research	48	9,363,299	72	10,541,694	587	92,072,360	644	85,839,269
	Other	18	745,254	12	541,404	110	10,575,377	107	4,806,228
	Instruction	12	1,358,204	11	1,401,294	105	7,551,334	65	6,224,207
	Clinical	14	569,393	15	711,263	158	12,729,289	180	11,189,764
	<i>Totals</i>	92	12,036,150	110	13,195,655	960	122,928,360	996	108,059,468
<b>MINES &amp; EARTH SCIENCES</b>									
<i>Proposals</i>		10	2,017,439	12	3,636,935	99	23,016,962	101	29,609,130
<i>Awards</i>	Research	8	517,500	3	40,000	84	6,134,865	72	4,227,806
	Other	0	-	4	50,000	23	1,116,085	26	1,343,142
	Instruction	0	-	0	-	1	22,000	3	154,991
	Clinical	0	-	0	-	0	-	0	-
	<i>Totals</i>	8	517,500	7	90,000	108	7,272,950	101	5,725,939

	June 2002		June 2001		FISCAL YEAR TO DATE (7/01-6/02)		FISCAL YEAR TO DATE (7/00-6/01)	
	<u>No.</u>	<u>Total Amt.</u>	<u>No.</u>	<u>Total Amt.</u>	<u>No.</u>	<u>Total Amt.</u>	<u>No.</u>	<u>Total Amt.</u>

## NURSING

<b>Proposals</b>	3	866,945	2	607,702	23	12,036,215	8	3,452,985	
<b>Awards</b>	Research	2	569,467	1	446,544	18	1,742,553	13	2,445,673
	Other	2	84,160	1	578,520	2	84,160	2	1,007,062
	Instruction	1	296,589	0	-	7	881,424	4	525,671
	Clinical	0	-	0	-	0	-	0	-
	<b>Totals</b>	5	950,216	2	1,025,064	27	2,708,137	19	3,978,406

## PHARMACY

<b>Proposals</b>	7	4,701,887	9	6,622,546	98	40,116,076	72	37,315,153	
<b>Awards</b>	Research	3	120,475	8	2,143,159	81	12,783,710	81	11,089,684
	Other	3	294,875	4	206,375	26	2,579,693	25	2,151,186
	Instruction	0	-	1	23,253	3	279,247	3	318,534
	Clinical	0	-	0	-	8	193,915	10	562,657
	<b>Totals</b>	6	415,350	13	2,372,787	118	15,836,565	119	14,122,061

## SCIENCE

<b>Proposals</b>	25	19,602,669	11	2,565,788	196	133,352,286	170	123,395,304	
<b>Awards</b>	Research	23	3,036,069	21	2,119,515	213	23,157,800	222	23,667,247
	Other	1	131,495	2	(119,226)	10	654,413	9	138,686
	Instruction	1	260,516	3	276,962	11	2,371,626	15	894,245
	Clinical	0	-	0	-	3	40,250	0	-
	<b>Totals</b>	25	3,428,080	26	2,277,251	237	26,224,089	246	24,700,178

## SOCIAL & BEHAVIORAL SCIENCES

<b>Proposals</b>	5	2,630,592	2	312,600	56	16,691,955	53	16,987,772	
<b>Awards</b>	Research	2	60,733	3	164,363	39	2,798,118	35	2,124,472
	Other	2	15,085	2	15,000	15	880,367	21	120,876
	Instruction	0	-	0	-	2	73,228	3	51,827
	Clinical	0	-	0	-	0	-	0	-
	<b>Totals</b>	4	75,818	5	179,363	56	3,751,713	59	2,297,175

## SOCIAL WORK

<b>Proposals</b>	2	1,194,898	3	961,970	21	8,117,221	17	3,249,568	
<b>Awards</b>	Research	2	-	1	17,647	5	112,418	7	62,545
	Other	3	127,207	3	62,982	41	2,882,043	19	979,192
	Instruction	0	-	0	-	2	149,369	3	1,800,931
	Clinical	0	-	0	-	0	-	0	-
	<b>Totals</b>	5	127,207	4	80,629	48	3,143,830	29	2,842,668

## VP FOR ACADEMIC AFFAIRS\*

<b>Proposals</b>	1	257,123	6	529,000	18	6,552,741	29	5,163,039	
<b>Awards</b>	Research	1	794,995	0	-	4	833,652	4	222,214
	Other	1	12,336	1	5,500	16	1,008,554	18	608,531
	Instruction	1	69,684	0	-	1	69,684	4	100,000
	Clinical	0	-	0	-	0	-	0	-
	<b>Totals</b>	3	877,015	1	5,500	21	1,911,890	26	930,745

		June 2002		June 2001		FISCAL YEAR TO DATE (7/01-6/02)		FISCAL YEAR TO DATE (7/00-6/01)	
		<u>No.</u>	<u>Total Amt.</u>	<u>No.</u>	<u>Total Amt.</u>	<u>No.</u>	<u>Total Amt.</u>	<u>No.</u>	<u>Total Amt.</u>
<b>VP FOR ADMINISTRATIVE SERVICES*</b>									
<b>Proposals</b>		0	-	0	-	1	37,500	1	5,699
<b>Awards</b>	Research	0	-	0	-	0	-	0	-
	Other	0	-	0	-	1	37,500	1	5,700
	Instruction	0	-	0	-	0	-	0	-
	Clinical	0	-	0	-	0	-	0	-
	<b>Totals</b>	0	-	0	-	1	37,500	1	5,700
<b>VP FOR HEALTH SCIENCES*</b>									
<b>Proposals</b>		12	3,435,874	12	9,693,528	95	75,873,358	69	61,574,094
<b>Awards</b>	Research	13	2,086,087	16	2,893,679	194	33,540,272	228	28,972,349
	Other	4	632,966	1	50,000	15	1,158,923	3	485,678
	Instruction	1	5,000	0	-	6	693,827	1	25,000
	Clinical	0	-	2	885,606	14	696,176	19	3,153,695
	<b>Totals</b>	18	2,724,053	19	3,829,285	229	36,089,198	251	32,636,722
<b>VP FOR RESEARCH*</b>									
<b>Proposals</b>		2	736,337	1	571,340	13	7,154,703	9	3,187,543
<b>Awards</b>	Research	3	332,525	2	200,890	7	441,635	6	556,390
	Other	1	315,511	3	202,000	12	1,091,583	27	1,425,022
	Instruction	0	-	0	-	0	-	0	-
	Clinical	0	-	0	-	0	-	3	7,500
	<b>Totals</b>	4	648,036	5	402,890	19	1,533,218	36	1,988,912
<b>VP FOR STUDENT AFFAIRS &amp; SERVICES*</b>									
<b>Proposals</b>		0	-	0	-	1	25,500	8	1,408,939
<b>Awards</b>	Research	0	-	0	-	1	75,251	0	-
	Other	0	-	0	-	4	39,894	7	66,394
	Instruction	0	-	1	368,657	6	426,412	3	612,227
	Clinical	0	-	0	-	0	-	0	-
	<b>Totals</b>	0	-	1	368,657	11	541,557	10	678,621
<b>VP FOR UNIVERSITY RELATIONS*</b>									
<b>Proposals</b>		1	33,730	0	-	14	964,693	10	4,727,222
<b>Awards</b>	Research	1	52,587	0	-	3	77,587	1	112,500
	Other	1	5,500	1	2,950	5	74,500	10	783,683
	Instruction	0	-	0	-	2	10,000	1	5,000
	Clinical	0	-	0	-	0	-	0	-
	<b>Totals</b>	2	58,087	1	2,950	10	162,087	12	901,183
<b>Totals, Proposals</b>		155	89,242,864	148	81,540,469	1,570	834,790,104	1,493	786,896,054
<b>Totals, AWARDS</b>		194	\$23,016,851	245	\$29,369,010	2,315	\$258,296,674	2,371	\$242,338,324

\* Amounts for Vice-Presidents' Offices may reflect activity by Institutes, Centers & other discrete organizational entities that report directly to their cognizant Vice Presidents, rather than to a College or Graduate School.