

DATE: June 22, 2005

TO: Michael K. Young
 FROM: Raymond F. Gesteland
 SUBJECT: 6-Part Monthly Activity Report

Part I of VI--RESEARCH ACTIVITY SUMMARY

	May 2005		May 2004		FISCAL YEAR TO DATE (7/04-5/05)		FISCAL YEAR TO DATE (7/03-5/04)	
	No.	Total Amt.	No.	Total Amt.	No.	Total Amt.	No.	Total Amt.
AWARDS								
Research	106	\$10,651,990	124	\$11,746,866	1,420	\$190,860,427	1,446	\$196,499,796
Other	45	6,921,478	27	1,140,209	429	33,270,245	355	28,213,401
Instruction	17	1,344,409	16	1,025,328	188	26,238,501	148	16,253,323
Clinical	15	909,871	18	876,612	245	13,433,921	225	14,483,101
SUBTOTALS	183	19,827,748	185	14,789,015	2,282	263,803,094	2,174	255,449,621
Fellowships & Financial Aids		2,323,914		2,913,583		19,793,620		19,378,918
ALL AWARD TOTALS		\$ 22,151,662		\$ 17,702,598		\$ 283,596,715		\$ 274,828,539
PROPOSAL TOTALS*	181	\$ 125,004,103	152	\$ 85,341,116	1,754	\$ 1,114,983,425	1,703	\$ 921,363,515

* Includes 1 resubmission proposal for the current fiscal month totaling \$120,000.

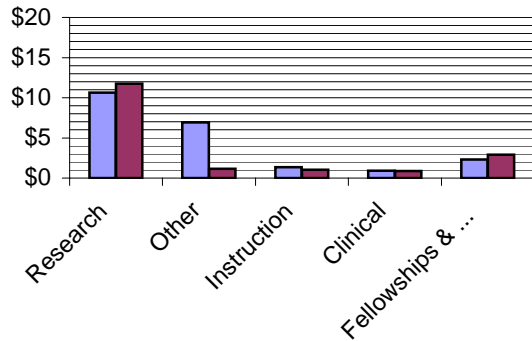
- cc: Coralie Alder
 James R. Bardsley
 A. Lorris Betz
 Jeffrey R. Botkin
 Paul Brinkman
 Brent Brown
 Arnold B. Combe
 Fred C. Esplin
 John G. Francis
 Raymond F. Gesteland
 Jerry Kaplan
 Richard E. Kendell
 Elliott C. Kulakowski
 Gary D. Levy
 Nancy Lyon
 J. Michael Mattsson
 Barbara K. Nielsen
 David W. Pershing
 Ronald J. Pugmire
 Lee Siegel
 Laura Snow
 Jeffrey J. West
 Kimberly Wirthlin

Raymond F. Gesteland
 Vice-President for Research

Part I of VI Summary of University Research Activity May 2005

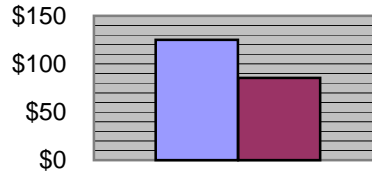
May 2005 vs. May 2004

Awards, In Millions



■ Awards This Month
■ Awards, Same Month Last Year

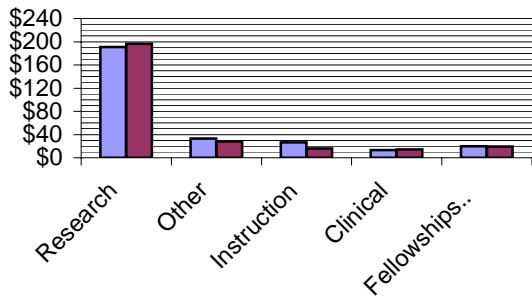
Proposals, In Millions



■ All Proposals, This Month
■ All Proposals, Same Month Last Year

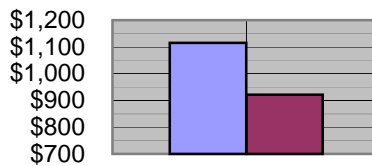
FYTD May 2005 vs. FYTD May 2004

Awards, In Millions



■ Awards, This Fiscal Year To Date
■ Awards, Same Month Last Fiscal Year To Date

Proposals, In Millions



■ All Proposals, This Fiscal Year To Date
■ All Proposals, Last Fiscal Year To Date

VICE-PRESIDENT FOR RESEARCH
May 2005

Part II of VI--PROPOSALS AND AWARDS OVER \$1 MILLION

DATE: June 21, 2005

PROPOSALS

	<i>Department</i>	<i>Sponsor Name</i>	<i>Proposal Title</i>	<i>Start Date</i>	<i>End Date</i>	<i>Total Amount</i>
College of Engineering						
Stewart, Russell J	Bioengineering	NIH/Natl Institutes of Health	Bone Adhesives Modeled After The Sandcastle Glue Of P California.	2/1/06	3/31/11	\$3,356,878
Smith, Grant D	Materials Science & Engr	NSF/Natl Sci Fndn	Cyber Infrastructure For Multiscale Simulations Of Nanoparticles In Aqueous Environments.	1/1/06	12/31/10	\$1,210,000
College of Health						
Kumpfer, Karol L	Health Promotion & Edu	NIH/Natl Institutes of Health	Strengthening Families Program Multi-Site Implementation In New Jersey.	4/1/06	3/31/11	\$2,127,368
Kumpfer, Karol L	Health Promotion & Edu	NIH/Natl Institutes of Health	Strengthening Families For The Transition To Adulthood.	4/1/06	3/31/11	\$1,868,750
School of Medicine						
Slattery, Martha L	Family & Preventive Med	NIH/Natl Institutes of Health	Diet, Activity, & Lifestyle As A Risk Factor For Colorectal Cancer.	6/1/06	5/31/11	\$9,215,188
Grunwald, David J	Human Genetics	NIH/Natl Institutes of Health	Positional Identity In The Zebrafish Embryo.	4/1/06	3/31/11	\$5,782,432
Sweeney, Carol	Family & Preventive Med	NIH/Natl Institutes of Health	Epigenetic Fingerprints In Breast Tumors Of Hispanics And Whites.	4/1/06	3/31/11	\$4,567,506
Okifuji, Akiko	Anesthesiology	NIH/Natl Institutes of Health	Enhancing Self-Management In Opioid Refractory Chronic Back Patients.	4/1/06	3/31/11	\$3,324,472
Wolff, Roger	Family & Preventive Med	NIH/Natl Institutes of Health	Genes Involved In Energy Homeostasis & Cancer Risk.	5/1/06	4/30/10	\$2,865,776
Tiffany, Stephen T	Psychiatry	NIH/Natl Institutes of Health	[not available]	[not avail]	[not avail]	\$2,508,393
Zhang, Kang	Human Molec Biol & Genet	NIH/Natl Institutes of Health	Genetics Of Angiogenesis & Proliferative Diabetic Retinopathy.	4/1/05	3/31/09	\$2,086,000
Daynes, Raymond A	Pathology	NIH/Natl Institutes of Health	Pro-Inflammatory Roles Of Glucocorticoids On Host Defense & Disease.	4/1/06	3/31/11	\$1,868,750
Hamdan, Mohamed H	Internal Medicine	NIH/Natl Institutes of Health	Consequences Of AF: Sympathetic Activity & Ventricular Repolarization.	4/1/06	3/31/11	\$1,868,750

PROPOSALS (continued)

	<i>Department</i>	<i>Sponsor Name</i>	<i>Proposal Title</i>	<i>Start Date</i>	<i>End Date</i>	<i>Total Amount</i>
School of Medicine (continued)						
Murtaugh, Lewis C	Human Genetics	NIH/Natl Institutes of Health	WNT/Beta-Catenin Signaling In Exocrine Pancreas Development & Regeneration.	4/1/06	3/31/11	\$1,868,750
Schmid, Aloisia T	Human Genetics	NIH/Natl Institutes of Health	A Genetic Screen For Modifiers Of Motorneuronal Toxicity In SMA.	4/1/06	3/31/11	\$1,868,750
Michel, William C	Physiology	NIH/Natl Institutes of Health	Cholinergic Modulation Of Peripheral Olfactory Function.	4/1/06	3/31/11	\$1,859,345
Yang, Tianxin	Internal Medicine	NIH/Natl Institutes of Health	Renal Function Of PPARgamma.	7/1/06	6/30/11	\$1,844,000
Fujinami, Robert S	Neurology	NIH/Natl Institutes of Health	Virus Reactivation During Adhesion Molecule Immunotherapy For Multiple Sclerosis.	4/1/06	3/31/11	\$1,842,763
Brockmeyer, Douglas L	Neurosurgery	Childrens Hosp / Pittsburgh	Pediatric Traumatic Brain Injury Consortium: Hypothermia.	4/1/06	3/31/11	\$1,736,703
Howard, Michael T	Human Genetics	NIH/Natl Institutes of Health	Selenoprotein Synthesis: Redefinition Of Selenocysteine- Encoding UGA Codons.	4/1/06	3/31/11	\$1,713,805
Scott, Sheryl A	Neurobiology & Anatomy	NIH/Natl Institutes of Health	Retinoid Signaling & Axon Growth In The Limb.	4/1/06	3/31/11	\$1,681,875
Summers, Scott	Internal Medicine	NIH/Natl Institutes of Health	Ceramides & Apoptosis.	12/1/06	11/30/10	\$1,681,875
Capecchi, Mario R	Human Genetics	NIH/Natl Institutes of Health	Genetic Models Of Cardiovascular Renal & Pulmonary.	4/1/06	3/31/11	\$1,609,491
Dudek, F Edward	Physiology	NIH/Natl Institutes of Health	Progression Of Temporal Lobe Epilepsy.	8/1/05	11/30/07	\$1,529,309
Weiss, Robert B	Human Genetics	NIH/Natl Institutes of Health	Gene SNPs To Genome SNPs.	4/1/06	3/31/09	\$1,225,549
Bloebaum, Roy D	Orthopedics	US Army / Med Res Materiel Commnd	Development Of Transcutaneous Infection Prevention Protocol.	9/1/05	9/30/10	\$1,201,100
Moskos, Michelle A	Pediatrics	SAMHSA / Subst Abuse Mental Hlth Svcs Adm	Expansion Of Family Centered Suicide Prevention Services For Juvenile Offenders In Utah.	10/1/05	9/30/08	\$1,200,000
Dudek, F Edward	Physiology	NIH/Natl Institutes of Health	Local Interactions Between Hippocampal Neurons.	8/1/05	1/31/07	\$1,149,375
Zeng, Geng-Sheng L	Radiology	NIH/Natl Institutes of Health	Spinning-Slit Collimation For Small Animal SPECT.	11/1/05	10/31/09	\$1,051,452
Jeong, Eun-Kee	Radiology	NIH/Natl Institutes of Health	High Resolution Tensor Imaging Of MS Spinal Cord.	12/1/05	11/30/08	\$1,009,125

PROPOSALS (continued)

	<i>Department</i>	<i>Sponsor Name</i>	<i>Proposal Title</i>	<i>Start Date</i>	<i>End Date</i>	<i>Total Amount</i>
School of Medicine (continued)						
Light, Alan R	Anesthesiology	NIH/Natl Institutes of Health	Primary Afferent Receptors Mediating Fatigue & Myalgia.	4/1/06	3/31/09	\$1,009,125
College of Mines & Earth Sciences						
Beckett, Ray H	Utah Eng Exper Stn	Coca-Cola Fndn	Science Training & Education Program For Middle & High School Students In The Western States & China.	7/1/05	6/30/08	\$1,214,952
College of Nursing						
Mooney, B Kathleen	Coll Nursing / Dean's Off	NIH/Natl Institutes of Health	Telephone Linked Care: An IT Enabled Integrated System For Cancer Symptom Relief.	1/1/06	12/31/10	\$5,149,013
College of Science						
Truong, Thanh N	Chemistry	NSF/Natl Sci Fndn	Cyber Enabled Chemical Data Sharing Infrastructure.	12/1/05	11/30/10	\$3,077,201
Voth, Gregory A	Chemistry	NSF/Natl Sci Fndn	Connecting With Biology Through Multi-Scale Computer Simulation.	9/1/05	8/31/10	\$2,025,539
Sr Vice-President for Health Sciences						
Burt, Randall W	Huntsman Cancer Institute	Huntsman Cancer Fndn	FY 06 Huntsman Cancer Foundation Grant To HCL.	7/1/05	6/30/06	\$10,000,000
Bernard, Philip S	Huntsman Cancer Institute	Univ Of Washington	Retinoid Signaling & Axon Groth In The Limb.	4/1/06	3/31/11	\$3,787,878
Mango, Susan E	Huntsman Cancer Institute	NIH/Natl Institutes of Health	Developmental Biology Training Program.	5/1/06	4/30/11	\$2,513,273
Lee, Ruey-Min	Huntsman Cancer Institute	NIH/Natl Institutes of Health	Mechanisum Of Stilbene- Induced Cell Death.	4/1/06	6/30/11	\$1,505,000

AWARDS

	<i>Department</i>	<i>Sponsor Name</i>	<i>Proposal Title</i>	<i>Start Date</i>	<i>End Date</i>	<i>Total Amount</i>
Sr Vice-President for Academic Affairs						
George, Sarah B	Utah Museum Natural Hist	Natl Park Service	Assistance For The University Of Utah Museum Of Natural History	11/10/03	11/30/08	\$4,930,000

VICE-PRESIDENT FOR RESEARCH
May 2005
Part III of VI--TOP 10 "OTHER" AWARDS

DATE: June 21, 2005

	<i>Department</i>	<i>Sponsor Name</i>	<i>Title</i>	<i>Start Date</i>	<i>End Date</i>	<i>Total Amount</i>
George, Sarah B	Utah Museum Natural Hist	Natl Park Service	Assistance For The University Of Utah Museum Of Natural	11/10/03	11/30/08	\$4,930,000
Taylor, Jack L	Animal Resources	Corepair Inc	[Service Agreement.]	4/15/05	4/14/06	\$186,807
Carey, John C	Pediatrics	State of Utah / Dept of Health	Medical Genetics Support Services.	10/1/77	5/30/05	\$116,800
Longo, Nicola	Pediatrics	State of Utah / Dept of Health	Metabolic Program Support Services: Newborn Screening.	7/1/04	6/30/06	\$115,300
Filloux, Francis	Pediatrics	State of Utah / Dept of Health	Pediatric Neurology Support Services (Children With Special Health Care Needs).	7/1/93	6/30/06	\$93,014
Mitchell, Joyce A	Medical Informatics	NIH / Natl Library of Med	Genetics Home Reference (GHR).	4/8/05	4/7/06	\$67,541
Ehleringer, James	Biology	NSF/Natl Sci Fndn	RCN: Biosphere-Atmosphere Stable Isotope Network (BASIN).	3/15/01	2/28/07	\$65,981
Eisenmann, Patricia A	Exercise & Sport Sci	Natl Youth Sports Prog Fund	2005 National Youth Sports Program (NYSP).	6/1/05	7/31/05	\$60,000
Norlin, E Charles	Pediatrics	State of Utah / Dept of Health	Medical Home Infrastructure Development.	11/1/03	6/30/06	\$60,000
Tom-Orme, Lillian	Family & Preventive Med	NIH / Natl Cancer Instit	Intergovernmental Personnel Act (IPA).	5/5/03	5/4/06	\$52,136

VICE-PRESIDENT FOR RESEARCH
May 2005
Part IV of VI--AWARDS BY SPONSOR

DATE: June 21, 2005

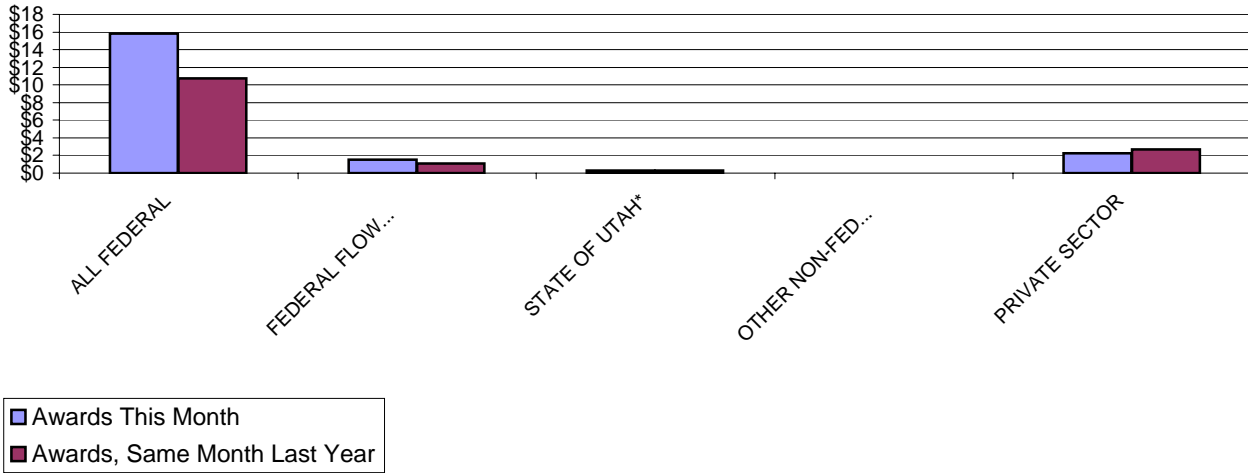
	May 2005		May 2004		FISCAL YEAR TO DATE (7/04-5/05)		FISCAL YEAR TO DATE (7/03-5/04)	
	<u>No.</u>	<u>Total Amt.</u>	<u>No.</u>	<u>Total Amt.</u>	<u>No.</u>	<u>Total Amt.</u>	<u>No.</u>	<u>Total Amt.</u>
ALL FEDERAL	87	\$ 15,791,482	80	\$ 10,762,149	945	\$ 187,889,212	959	\$ 176,098,984
<i>Misc. Federal Agencies</i>	2	13,345	3	747,228	10	1,224,200	14	2,800,549
Nat'l Aeronaut/Space Adm	0	-	3	257,596	10	922,286	23	1,735,787
Nat'l Endowmt/Humanities	0	-	0	-	3	408,896	4	127,402
Nat'l Science Foundation	23	1,770,784	15	1,222,165	123	19,498,324	161	24,763,177
US Dept of Agriculture	0	-	2	70,400	7	565,717	3	145,360
US Dept of Commerce	0	-	0	-	9	843,447	8	533,953
US Dept of Defense	2	42,355	3	294,493	38	5,131,967	38	4,408,526
US Dept of Education	2	314,546	3	399,669	20	3,139,720	20	3,366,292
US Dept of Energy	5	554,186	3	724,567	77	10,569,450	47	6,013,742
US Dept of the Interior	2	4,945,000	1	(2,000)	31	9,211,934	35	1,382,384
US Dept of Transportation	0	-	0	-	4	187,395	1	61,826
US Environmental Prot Agcy	0	-	0	-	18	2,838,258	11	2,235,400
US Health & Human Servs	51	8,151,266	47	7,048,031	589	133,222,820	592	128,470,165
US Veterans Admin	0	-	0	-	6	124,798	2	54,421
FEDERAL FLOW-DOWN	32	1,496,360	33	1,053,493	416	25,932,213	405	23,494,678
STATE OF UTAH*	8	302,124	9	264,519	109	3,979,668	131	7,027,243
OTHER NON-FED GOVT.	1	10,000	0	-	21	1,102,636	9	353,061
PRIVATE SECTOR	55	2,227,782	63	2,708,854	791	44,899,365	670	48,475,655
Commercial Sponsors	39	1,580,741	38	2,096,817	564	23,497,298	434	26,433,163
Not-For-Profit Sponsors	16	647,041	25	612,037	227	21,402,067	236	22,042,492
GRAND TOTALS	183	\$ 19,827,748	185	\$ 14,789,015	2,282	\$ 263,803,094	2,174	\$ 255,449,621

* State of Utah prime source sponsorship only; "Federal Flow-Down" contains Federal flow-down funding through the State

Part IV of VI Summary of Awards by Sponsor May 2005

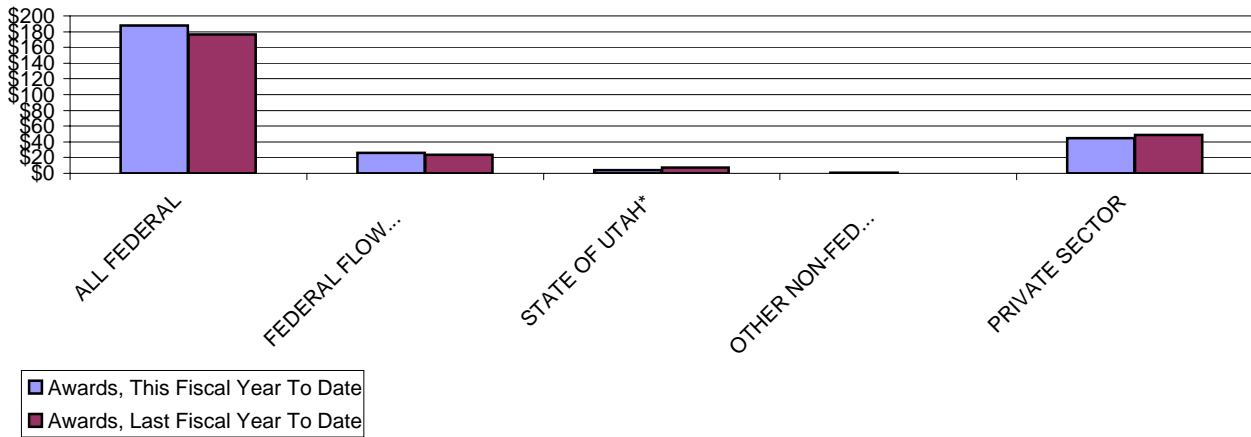
May 2005 vs. May 2004

Awards, In Millions



FYTD May 2005 vs. FYTD May 2004

Awards, In Millions



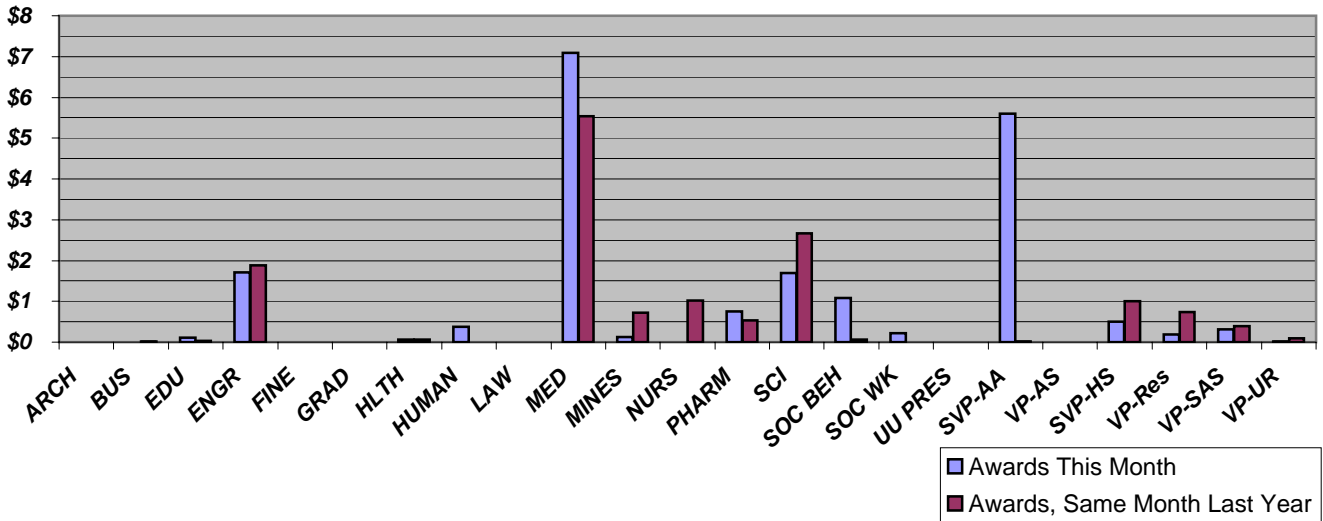
VICE-PRESIDENT FOR RESEARCH
May 2005
Part V of VI--AWARDS BY COLLEGE

DATE: June 21, 2005

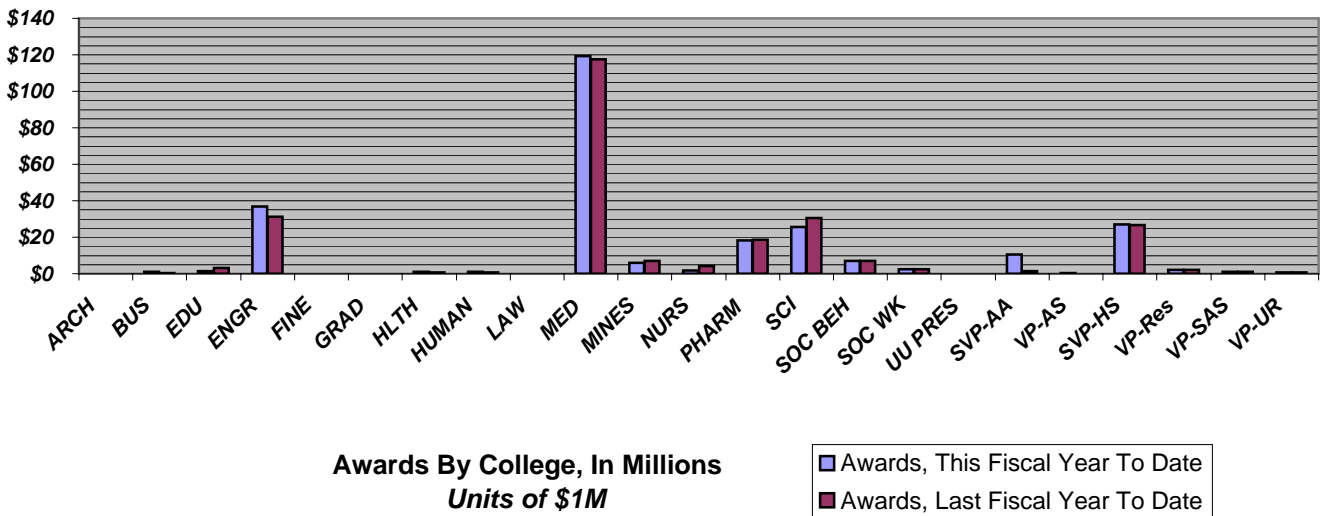
	May 2005		May 2004		FISCAL YEAR TO DATE (7/04-5/05)		FISCAL YEAR TO DATE (7/03-5/04)	
	<u>No.</u>	<u>Total Amt.</u>	<u>No.</u>	<u>Total Amt.</u>	<u>No.</u>	<u>Total Amt.</u>	<u>No.</u>	<u>Total Amt.</u>
ARCHITECTURE & PLANNING	0	-	0	-	7	110,908	2	516
BUSINESS	1	4,200	3	13,012	18	1,208,803	15	188,656
EDUCATION	2	111,293	2	36,000	22	1,507,605	23	3,116,753
ENGINEERING	32	1,703,426	26	1,886,369	433	36,761,836	317	31,339,957
FINE ARTS	0	-	0	-	2	3,000	1	44,000
GRADUATE SCHOOL	0	-	0	-	1	30,000	0	-
HEALTH	1	60,000	2	70,463	18	1,076,294	22	796,186
HUMANITIES	2	379,932	1	1,500	9	923,599	15	729,922
LAW	0	-	0	-	1	7,300	1	1,000
MEDICINE	71	7,085,167	79	5,538,907	1,026	119,301,274	984	117,607,457
MINES & EARTH SCIENCES	7	129,003	9	714,792	119	6,037,024	119	6,950,968
NURSING	0	-	8	1,026,615	19	1,920,290	31	4,262,350
PHARMACY	11	754,352	8	532,350	115	18,304,489	124	18,437,740
SCIENCE	21	1,686,758	24	2,661,051	179	25,618,240	212	30,495,088
SOCIAL & BEHAVIORAL SCIENCES	4	1,084,159	2	67,629	68	6,925,681	57	7,175,048
SOCIAL WORK	6	218,343	0	-	34	2,562,596	40	2,345,294
UNIVERSITY PRESIDENT	0	-	0	-	1	30,000	0	-
VP/ACADEMIC AFFAIRS	8	5,599,889	1	14,812	30	10,375,421	18	1,289,584
VP/ADMINISTRATIVE SERVICES	0	-	0	-	4	461,265	1	6,597
VP/HEALTH SCIENCES	12	496,713	8	1,005,728	141	26,887,780	142	26,732,950
VP/RESEARCH	1	186,807	6	731,248	12	1,973,411	25	2,210,218
VP/STUDENT AFFAIRS & SERVICES	3	316,686	3	399,669	10	1,028,936	13	1,049,810
VP/UNIVERSITY RELATIONS	1	11,020	3	88,870	13	747,342	12	669,527
GRAND TOTALS	183	\$19,827,748	185	\$14,789,015	2,282	\$263,803,094	2,174	\$255,449,621

Part V of VI Summary of Awards by College May 2005

May 2005 vs. May 2004



FYTD May 2005 vs. FYTD May 2004



VICE-PRESIDENT FOR RESEARCH
May 2005
Part VI of VI--GENERAL COLLEGE ACTIVITY

DATE: June 21, 2005

		May 2005		May 2004		FISCAL YEAR TO DATE (7/04-5/05)		FISCAL YEAR TO DATE (7/03-5/04)	
		<u>No.</u>	<u>Total Amt.</u>	<u>No.</u>	<u>Total Amt.</u>	<u>No.</u>	<u>Total Amt.</u>	<u>No.</u>	<u>Total Amt.</u>
ARCHITECTURE & PLANNING									
Proposals		1	5,023	0	-	7	1,149,382	1	2,500
Awards	Research	0	-	0	-	6	108,508	1	4,591
	Other	0	-	0	-	1	2,400	1	(4,075)
	Instruction	0	-	0	-	0	-	0	-
	Clinical	0	-	0	-	0	-	0	-
	Totals	0	-	0	-	7	110,908	2	516
BUSINESS									
Proposals		3	662,620	0	-	12	1,983,429	13	3,803,445
Awards	Research	0	-	2	12,712	9	196,603	8	124,255
	Other	1	4,200	1	300	9	1,012,200	7	64,401
	Instruction	0	-	0	-	0	-	0	-
	Clinical	0	-	0	-	0	-	0	-
	Totals	1	4,200	3	13,012	18	1,208,803	15	188,656
EDUCATION									
Proposals		2	886,502	1	225,000	22	9,068,010	27	9,754,957
Awards	Research	0	-	0	-	0	-	5	157,080
	Other	0	-	0	-	2	-	3	497,336
	Instruction	2	111,293	2	36,000	20	1,507,605	15	2,462,337
	Clinical	0	-	0	-	0	-	0	-
	Totals	2	111,293	2	36,000	22	1,507,605	23	3,116,753
ENGINEERING									
Proposals		21	7,784,619	23	16,288,849	303	135,596,308	292	156,027,857
Awards	Research	27	1,598,630	24	1,763,282	383	34,420,369	276	30,117,757
	Other	3	64,796	2	123,087	32	801,354	26	852,647
	Instruction	2	40,000	0	-	18	1,540,113	15	369,553
	Clinical	0	-	0	-	0	-	0	-
	Totals	32	1,703,426	26	1,886,369	433	36,761,836	317	31,339,957
FINE ARTS									
Proposals		0	-	0	-	5	1,205,495	1	1,500
Awards	Research	0	-	0	-	0	-	0	-
	Other	0	-	0	-	1	1,000	0	-
	Instruction	0	-	0	-	1	2,000	1	44,000
	Clinical	0	-	0	-	0	-	0	-
	Totals	0	-	0	-	2	3,000	1	44,000

		May 2005		May 2004		FISCAL YEAR TO DATE (7/04-5/05)		FISCAL YEAR TO DATE (7/03-5/04)	
		<u>No.</u>	<u>Total Amt.</u>	<u>No.</u>	<u>Total Amt.</u>	<u>No.</u>	<u>Total Amt.</u>	<u>No.</u>	<u>Total Amt.</u>
GRADUATE SCHOOL									
<i>Proposals</i>		0	-	0	-	1	30,000	0	-
<i>Awards</i>	Research	0	-	0	-	1	30,000	0	-
	Other	0	-	0	-	0	-	0	-
	Instruction	0	-	0	-	0	-	0	-
	Clinical	0	-	0	-	0	-	0	-
	<i>Totals</i>	0	-	0	-	1	30,000	0	-

HEALTH

<i>Proposals</i>		3	4,220,368	2	514,736	32	7,058,850	25	7,335,095
<i>Awards</i>	Research	0	-	0	-	8	460,757	8	186,059
	Other	1	60,000	1	60,000	7	322,920	12	541,831
	Instruction	0	-	0	-	3	292,617	1	57,833
	Clinical	0	-	1	10,463	0	-	1	10,463
	<i>Totals</i>	1	60,000	2	70,463	18	1,076,294	22	796,186

HUMANITIES

<i>Proposals</i>		0	-	0	-	18	2,498,111	22	10,644,828
<i>Awards</i>	Research	1	374,932	0	-	1	374,932	1	74,215
	Other	0	-	0	-	3	5,600	8	25,703
	Instruction	1	5,000	1	1,500	5	543,067	6	630,004
	Clinical	0	-	0	-	0	-	0	-
	<i>Totals</i>	2	379,932	1	1,500	9	923,599	15	729,922

LAW

<i>Proposals</i>		0	-	0	-	0	-	3	12,175
<i>Awards</i>	Research	0	-	0	-	0	-	0	-
	Other	0	-	0	-	1	7,300	1	1,000
	Instruction	0	-	0	-	0	-	0	-
	Clinical	0	-	0	-	0	-	0	-
	<i>Totals</i>	0	-	0	-	1	7,300	1	1,000

MEDICINE

<i>Proposals</i>		97	73,685,871	66	38,389,226	694	568,241,449	685	404,524,192
<i>Awards</i>	Research	33	4,652,039	49	4,261,920	522	82,431,232	579	87,326,734
	Other	20	847,400	10	33,483	192	10,078,512	129	8,123,668
	Instruction	10	873,570	6	534,710	94	14,774,747	75	8,816,904
	Clinical	8	712,158	14	708,794	218	12,016,783	201	13,340,151
	<i>Totals</i>	71	7,085,167	79	5,538,907	1026	119,301,274	984	117,607,457

MINES & EARTH SCIENCES

<i>Proposals</i>		8	2,128,742	9	988,282	106	29,871,955	91	20,020,038
<i>Awards</i>	Research	7	129,003	9	714,792	94	4,939,245	101	6,537,740
	Other	0	-	0	-	25	1,097,779	18	413,228
	Instruction	0	-	0	-	0	-	0	-
	Clinical	0	-	0	-	0	-	0	-
	<i>Totals</i>	7	129,003	9	714,792	119	6,037,024	119	6,950,968

		May 2005		May 2004		FISCAL YEAR TO DATE (7/04-5/05)		FISCAL YEAR TO DATE (7/03-5/04)	
		<u>No.</u>	<u>Total Amt.</u>	<u>No.</u>	<u>Total Amt.</u>	<u>No.</u>	<u>Total Amt.</u>	<u>No.</u>	<u>Total Amt.</u>
NURSING									
<i>Proposals</i>		2	5,573,773	2	3,670,337	17	18,400,417	19	15,011,542

<i>Awards</i>	Research	0	-	3	655,035	8	222,910	17	2,466,381
	Other	0	-	1	128,356	3	379,491	6	692,733
	Instruction	0	-	4	243,224	8	1,317,889	8	1,103,236
	Clinical	0	-	0	-	0	-	0	-
	<i>Totals</i>	0	-	8	1,026,615	19	1,920,290	31	4,262,350

PHARMACY

<i>Proposals</i>		9	1,711,813	18	10,594,820	118	69,330,049	135	78,066,686
------------------	--	---	-----------	----	------------	-----	------------	-----	------------

<i>Awards</i>	Research	9	741,755	5	476,873	69	14,833,956	68	9,938,756
	Other	2	12,597	1	15,938	34	2,730,247	46	7,966,882
	Instruction	0	-	0	-	4	445,979	4	268,635
	Clinical	0	-	2	39,539	8	294,307	6	263,467
	<i>Totals</i>	11	754,352	8	532,350	115	18,304,489	124	18,437,740

SCIENCE

<i>Proposals</i>		12	6,236,943	9	5,999,410	169	119,507,486	163	102,083,526
------------------	--	----	-----------	---	-----------	-----	-------------	-----	-------------

<i>Awards</i>	Research	19	1,619,422	21	2,574,582	168	22,877,246	198	29,109,509
	Other	2	67,336	2	76,719	2	67,336	4	150,224
	Instruction	0	-	1	9,750	9	2,673,658	10	1,235,355
	Clinical	0	-	0	-	0	-	0	-
	<i>Totals</i>	21	1,686,758	24	2,661,051	179	25,618,240	212	30,495,088

SOCIAL & BEHAVIORAL SCIENCES

<i>Proposals</i>		9	2,722,642	8	3,119,257	57	16,829,956	70	19,648,276
------------------	--	---	-----------	---	-----------	----	------------	----	------------

<i>Awards</i>	Research	4	1,084,159	2	67,629	44	6,437,199	44	4,569,654
	Other	0	-	0	-	21	291,772	13	2,605,394
	Instruction	0	-	0	-	3	196,710	0	-
	Clinical	0	-	0	-	0	-	0	-
	<i>Totals</i>	4	1,084,159	2	67,629	68	6,925,681	57	7,175,048

SOCIAL WORK

<i>Proposals</i>		2	485,830	1	37,375	20	3,583,238	21	5,873,305
------------------	--	---	---------	---	--------	----	-----------	----	-----------

<i>Awards</i>	Research	0	-	0	-	7	238,990	19	1,910,199
	Other	6	218,343	0	-	26	2,223,608	21	435,095
	Instruction	0	-	0	-	1	99,998	0	-
	Clinical	0	-	0	-	0	-	0	-
	<i>Totals</i>	6	218,343	0	-	34	2,562,596	40	2,345,294

UNIVERSITY PRESIDENT

<i>Proposals</i>		0	-	0	-	3	444,702	0	-
------------------	--	---	---	---	---	---	---------	---	---

<i>Awards</i>	Research	0	-	0	-	0	-	0	-
	Other	0	-	0	-	1	30,000	0	-
	Instruction	0	-	0	-	0	-	0	-
	Clinical	0	-	0	-	0	-	0	-
	<i>Totals</i>	0	-	0	-	1	30,000	0	-

		May 2005		May 2004		FISCAL YEAR TO DATE (7/04-5/05)		FISCAL YEAR TO DATE (7/03-5/04)	
		<u>No.</u>	<u>Total Amt.</u>	<u>No.</u>	<u>Total Amt.</u>	<u>No.</u>	<u>Total Amt.</u>	<u>No.</u>	<u>Total Amt.</u>
SR VP FOR ACADEMIC AFFAIRS*									
<i>Proposals</i>		1	37,492	2	75,668	35	19,477,206	15	4,525,854

<i>Awards</i>	Research	4	153,050	1	14,812	5	171,300	7	78,112
	Other	4	5,446,839	0	-	19	9,168,102	10	1,062,413
	Instruction	0	-	0	-	6	1,036,019	1	149,059
	Clinical	0	-	0	-	0	-	0	-
	<i>Totals</i>	8	5,599,889	1	14,812	30	10,375,421	18	1,289,584

VP FOR ADMINISTRATIVE SERVICES*

<i>Proposals</i>		0	-	0	-	4	1,350,281	1	7,330
------------------	--	---	---	---	---	---	-----------	---	-------

<i>Awards</i>	Research	0	-	0	-	0	-	0	-
	Other	0	-	0	-	4	461,265	1	6,597
	Instruction	0	-	0	-	0	-	0	-
	Clinical	0	-	0	-	0	-	0	-
	<i>Totals</i>	0	-	0	-	4	461,265	1	6,597

SR VP FOR HEALTH SCIENCES*

<i>Proposals</i>		11	18,861,864	8	5,279,439	100	93,297,479	88	76,753,511
------------------	--	----	------------	---	-----------	-----	------------	----	------------

<i>Awards</i>	Research	2	299,000	3	585,769	95	22,993,531	96	21,925,195
	Other	3	-	2	101,999	19	1,983,433	20	3,029,983
	Instruction	0	-	2	200,144	9	954,753	9	908,752
	Clinical	7	197,713	1	117,816	18	956,063	17	869,020
	<i>Totals</i>	12	496,713	8	1,005,728	141	26,887,780	142	26,732,950

VP FOR RESEARCH*

<i>Proposals</i>		0	-	3	158,717	14	14,662,693	13	4,881,099
------------------	--	---	---	---	---------	----	------------	----	-----------

<i>Awards</i>	Research	0	-	2	219,791	2	120,799	12	1,163,598
	Other	1	186,807	4	511,457	10	1,852,612	13	1,046,620
	Instruction	0	-	0	-	0	-	0	-
	Clinical	0	-	0	-	0	-	0	-
	<i>Totals</i>	1	186,807	6	731,248	12	1,973,411	25	2,210,218

VP FOR STUDENT AFFAIRS & SERVICES*

<i>Proposals</i>		0	-	0	-	6	536,834	3	241,413
------------------	--	---	---	---	---	---	---------	---	---------

<i>Awards</i>	Research	0	-	3	399,669	0	-	5	774,828
	Other	1	2,140	0	-	5	175,590	5	67,327
	Instruction	2	314,546	0	-	5	853,346	3	207,655
	Clinical	0	-	0	-	0	-	0	-
	<i>Totals</i>	3	316,686	3	399,669	10	1,028,936	13	1,049,810

VP FOR UNIVERSITY RELATIONS*

<i>Proposals</i>		0	-	0	-	11	860,094	15	2,144,386
------------------	--	---	---	---	---	----	---------	----	-----------

<i>Awards</i>	Research	0	-	0	-	1	7,350	1	35,133
	Other	1	11,020	3	88,870	12	739,992	11	634,394
	Instruction	0	-	0	-	0	-	0	-
	Clinical	0	-	0	-	0	-	0	-
	<i>Totals</i>	1	11,020	3	88,870	13	747,342	12	669,527

	May 2005		May 2004		FISCAL YEAR TO DATE (7/04-5/05)		FISCAL YEAR TO DATE (7/03-5/04)	
	<u>No.</u>	<u>Total Amt.</u>	<u>No.</u>	<u>Total Amt.</u>	<u>No.</u>	<u>Total Amt.</u>	<u>No.</u>	<u>Total Amt.</u>
Totals, Proposals	181	\$125,004,103	152	\$85,341,116	1,754	\$1,114,983,425	1,703	\$921,363,515
<u>Totals, AWARDS</u>	183	\$19,827,748	185	\$14,789,015	2,282	\$263,803,094	2,174	\$255,449,621

** Amounts for Vice-Presidents' Offices may reflect activity by Institutes, Centers & other discrete organizational entities that report directly to their cognizant Vice Presidents, rather than to a College or Graduate School.*