

DATE: June 20, 2002

TO: J. Bernard Machen  
 FROM: Raymond F. Gesteland

SUBJECT: 5-Part Monthly Activity Report

**Part I of IV--RESEARCH ACTIVITY SUMMARY**

	May 2002		May 2001		FISCAL YEAR TO DATE (7/01-5/02)		FISCAL YEAR TO DATE (7/00-5/01)	
	<u>No.</u>	<u>Total Amt.</u>	<u>No.</u>	<u>Total Amt.</u>	<u>No.</u>	<u>Total Amt.</u>	<u>No.</u>	<u>Total Amt.</u>
<b>PROPOSALS*</b>	109	\$ 101,644,722	132	\$ 65,516,522	1,415	\$ 745,547,240	1,345	\$ 705,355,585
<b>AWARDS</b>								
Research	153	\$18,152,599	154	\$22,080,169	1,502	\$189,023,134	1,511	\$176,185,860
Other	29	1,873,039	31	1,445,256	303	21,562,859	304	13,526,293
Instruction	18	2,048,688	14	1,781,537	147	11,603,593	116	9,940,414
Clinical	14	236,640	15	1,818,974	169	13,090,237	195	13,316,747
<b>SUBTOTALS</b>	<b>214</b>	<b>22,310,966</b>	<b>214</b>	<b>27,125,936</b>	<b>2,121</b>	<b>235,279,823</b>	<b>2,126</b>	<b>212,969,314</b>
<b>Fellowships &amp; Financial Aids</b>		2,179,472		125,471		16,539,062		11,526,658
<b>ALL AWARD TOTALS</b>		<b>\$ 24,490,438</b>		<b>\$ 27,251,407</b>		<b>\$ 251,818,885</b>		<b>\$ 224,495,972</b>

- cc: Coralie Alder  
 A. Lorris Betz  
 Paul Brinkman  
 Lynne U. Chronister  
 Arnold B. Combe  
 Fred C. Esplin  
 Cecelia H. Foxley  
 John G. Francis  
 Raymond F. Gesteland  
 Peter L. Goss  
 W. Ralph Hardy  
 Jerry Kaplan  
 Nancy Lyon  
 J. Michael Mattsson  
 Barbara K. Nielsen  
 David W. Pershing  
 Ronald J. Pugmire  
 Lee Siegel  
 Laura Snow

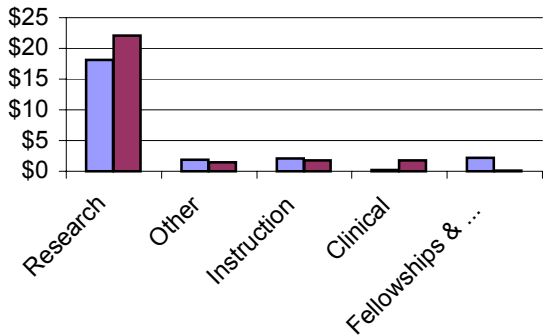
---

**Raymond F. Gesteland**  
 Vice-President for Research

# Part I of V Summary of University Research Activity May 2002

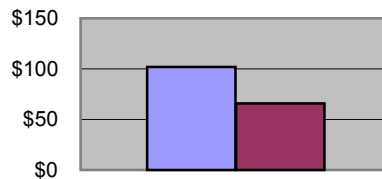
## May 2002 vs. May 2001

**Awards, In Millions**



■ Awards This Month  
■ Awards, Same Month Last Year

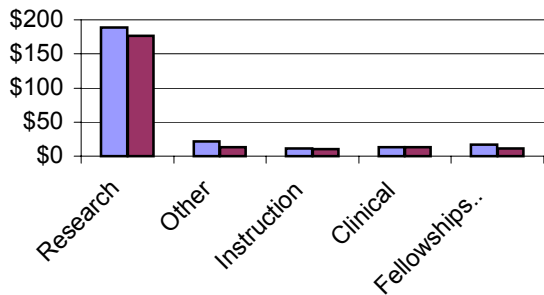
**Proposals, In Millions**



■ All Proposals, This Month  
■ All Proposals, Same Month Last Year

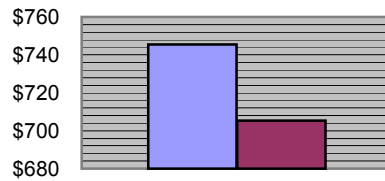
## FYTD May 2002 vs. FYTD May 2001

**Awards, In Millions**



■ Awards, This Fiscal Year To Date  
■ Awards, Same Month Last Fiscal Year To Date

**Proposals, In Millions**



■ All Proposals, This Fiscal Year To Date  
■ All Proposals, Last Fiscal Year To Date

**VICE-PRESIDENT FOR RESEARCH**  
*May 2002*  
**Part II of V--PROPOSALS AND AWARDS OVER \$2 MILLION**

DATE: June 20, 2002

**PROPOSALS**

	<i>Department</i>	<i>Sponsor Name</i>	<i>Proposal Title</i>	<i>Start Date</i>	<i>End Date</i>	<i>Total Amount</i>
<b>Engineering</b>						
Pershing,David W	Chem & Fuels Engineering	DOE/Prime Flow Thru/Univ Cal/Lawrence Livermore	B524196. Center For Simulation Of Accidental Fires And Explosions (C-Safe).	10/1/02	9/30/07	\$24,500,000
<b>Medicine</b>						
Dean,J Michael	Pediatrics	PHS/Public Health Service/HRSA/ Matern Chld Hlth Bur	National Emergency Medical Services For Children. Data Analysis Resource Center (NEDARC).	7/1/02	6/30/05	\$3,000,000
Lalouel,Jean-Marc	Human Genetics	PHS/Public Health Service	Comparative Functional Genomics Of Homeostatic Control.	4/1/03	3/31/08	\$16,388,575
<b>Nursing</b>						
Menon,Usha	Nursing	PHS/Public Health Service	Increasing CRC Screening In Primary Care Settings.	7/1/03	6/30/08	\$2,752,194
<b>VP/Health Science</b>						
Burt,Randall W	Huntsman Cancer Institute	PHS/Public Health Service/Natl Cancer Institute	Molecular & Clinical Approaches To Colon Cancer Precursors.	4/1/03	3/31/08	\$13,435,799
Smith,Ken R	Huntsman Cancer Institute	PHS/Public Health Service/Natl Inst On Aging	The Utah Study Of Fertility, Longevity & Aging	4/1/03	3/31/08	\$5,398,443

**AWARDS**

	<i>Department</i>	<i>Sponsor Name</i>	<i>Proposal Title</i>	<i>Start Date</i>	<i>End Date</i>	<i>Total Amount</i>
<b>VP/Health Science</b>						
Burt,Randall W	Huntsman Cancer Inst	PHS/Public Health Service Natl Cancer Institute	Molecular,Clinical Approaches To Colon Cancer Precursors. Huntman Cancer. Cost Reimbursable.	7/1/98	5/31/03	\$2,198,265

**VICE-PRESIDENT FOR RESEARCH**  
**May 2002**  
**Part III of IV--AWARDS BY SPONSOR**

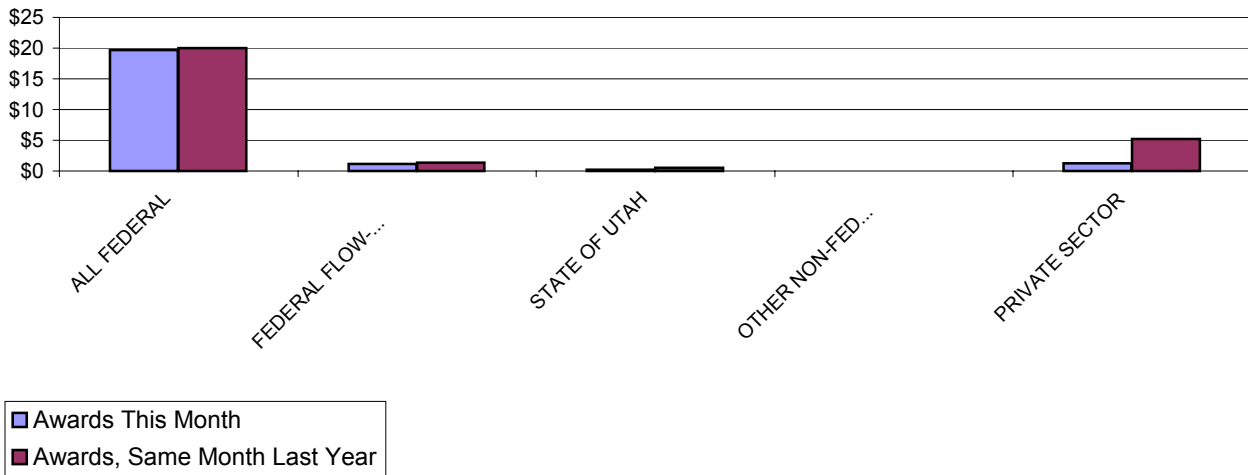
DATE: June 20, 2002

	May 2002		May 2001		FISCAL YEAR TO DATE (7/01-5/02)		FISCAL YEAR TO DATE (7/00-5/01)	
	<u>No.</u>	<u>Total Amt.</u>	<u>No.</u>	<u>Total Amt.</u>	<u>No.</u>	<u>Total Amt.</u>	<u>No.</u>	<u>Total Amt.</u>
<b>ALL FEDERAL</b>	<b>138</b>	<b>\$ 19,712,590</b>	<b>115</b>	<b>\$ 19,949,003</b>	<b>962</b>	<b>\$ 163,238,393</b>	<b>935</b>	<b>\$ 139,375,158</b>
<i>Misc. Federal Agencies</i>	4	148,193	0	-	15	1,663,091	10	792,826
Nat'l Aeronaut/Space Adm	2	408,232	4	343,564	27	1,832,502	32	2,204,728
Nat'l Endowmt/Humanitie:	1	60,000	0	-	4	89,993	2	20,000
Nat'l Science Foundation	12	1,134,705	15	1,287,254	132	14,747,834	131	14,396,361
US Dept of Agriculture	0	-	0	-	3	363,530	6	71,380
US Dept of Commerce	3	200,000	1	49,969	8	421,312	9	1,402,430
US Dept of Defense	11	1,267,900	3	244,768	56	6,031,421	60	8,452,543
US Dept of Education	4	599,817	2	230,515	19	2,975,487	11	1,370,203
US Dept of Energy	6	633,732	7	824,964	75	12,436,362	89	11,911,032
US Dept of the Interior	3	48,500	5	125,262	23	1,133,026	27	1,164,127
US Dept of Transportation	0	-	0	-	5	216,348	3	202,890
US Environmental Prot Agc	1	5,000	0	-	2	10,000	5	258,991
US Health & Human Servs	91	15,206,511	78	16,842,707	593	121,317,487	550	97,127,647
US Veterans Admin	0	-	0	-	0	-	0	-
<b>FEDERAL FLOW-DOWN</b>	<b>24</b>	<b>1,115,886</b>	<b>23</b>	<b>1,382,371</b>	<b>318</b>	<b>14,945,060</b>	<b>275</b>	<b>14,345,401</b>
<b>STATE OF UTAH</b>	<b>12</b>	<b>259,940</b>	<b>17</b>	<b>534,450</b>	<b>150</b>	<b>7,415,109</b>	<b>118</b>	<b>4,701,488</b>
<b>OTHER NON-FED GOVT.</b>	<b>0</b>	<b>-</b>	<b>2</b>	<b>99,920</b>	<b>9</b>	<b>187,047</b>	<b>14</b>	<b>713,636</b>
<b>PRIVATE SECTOR</b>	<b>40</b>	<b>1,222,550</b>	<b>57</b>	<b>5,160,192</b>	<b>682</b>	<b>49,494,214</b>	<b>784</b>	<b>53,833,631</b>
Commercial Sponsors	26	869,483	33	3,121,433	393	22,812,482	415	25,068,564
Not-For-Profit Sponsors	14	353,067	24	2,038,759	289	26,681,732	369	28,765,067
<b>GRAND TOTALS</b>	<b>214</b>	<b>\$ 22,310,966</b>	<b>214</b>	<b>\$ 27,125,936</b>	<b>2,121</b>	<b>\$ 235,279,823</b>	<b>2,126</b>	<b>\$ 212,969,314</b>

## Part III of V Summary of Awards by Sponsor May 2002

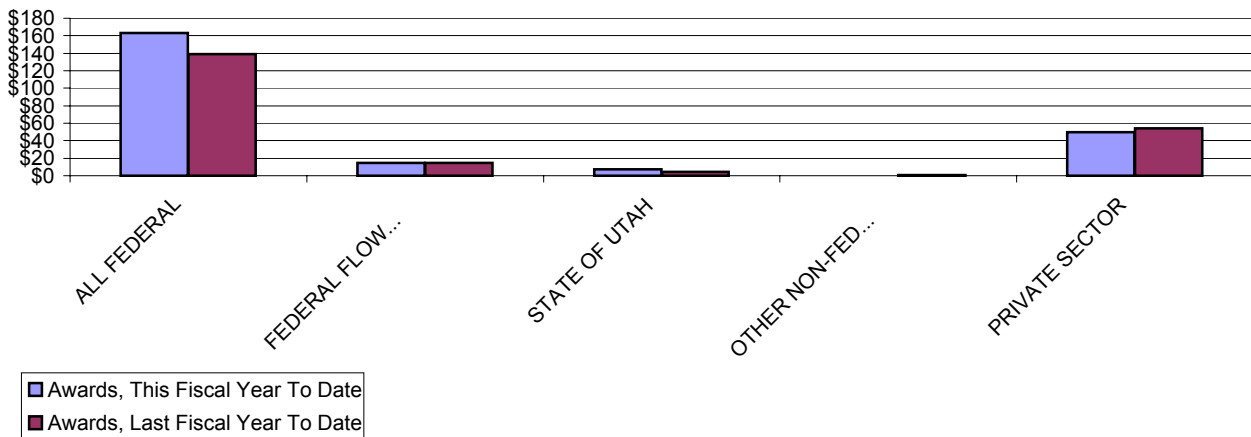
**May 2002 vs. May 2001**

**Awards, In Millions**



**FYTD May 2002 vs. FYTD May 2001**

**Awards, In Millions**



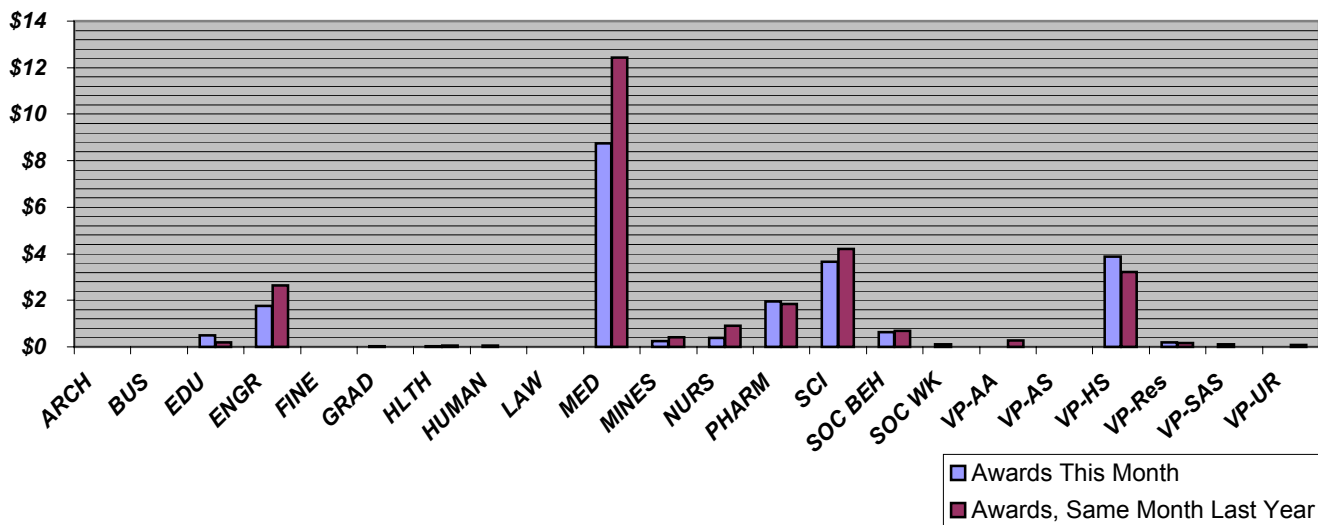
**VICE-PRESIDENT FOR RESEARCH**  
*May 2002*  
**Part IV of V--AWARDS BY COLLEGE**

DATE: June 20, 2002

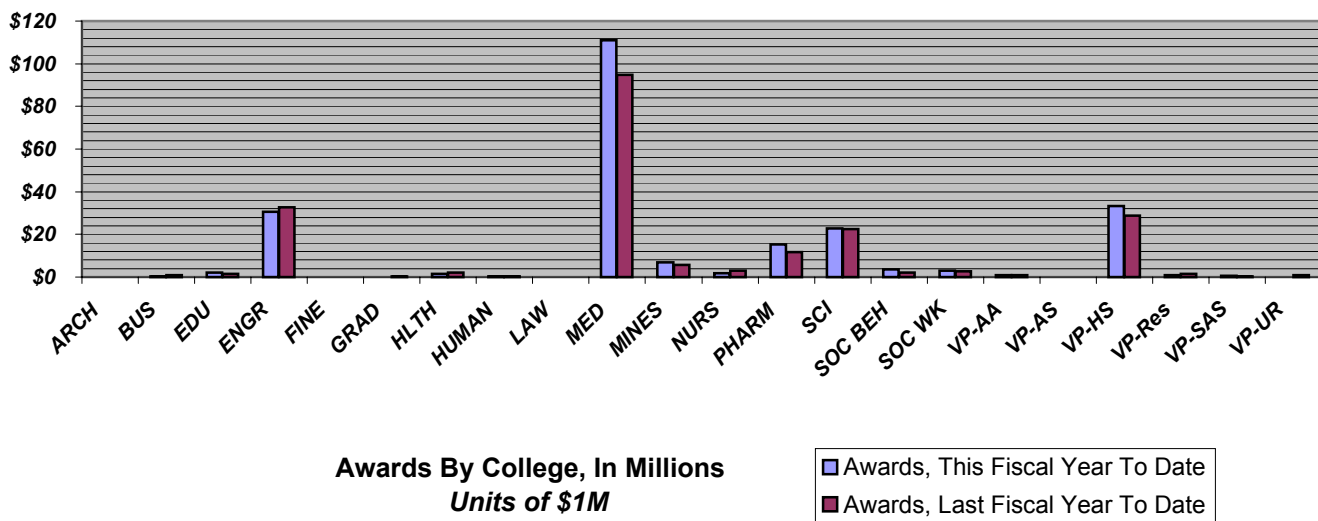
	May 2002		May 2001		FISCAL YEAR TO DATE (7/01-5/02)		FISCAL YEAR TO DATE (7/00-5/01)	
	<u>No.</u>	<u>Total Amt.</u>	<u>No.</u>	<u>Total Amt.</u>	<u>No.</u>	<u>Total Amt.</u>	<u>No.</u>	<u>Total Amt.</u>
ARCHITECTURE	0	-	0	-	4	78,658	5	78,510
BUSINESS	0	-	0	-	1	374,000	6	838,406
EDUCATION	3	502,087	1	194,224	13	1,983,997	16	1,465,950
ENGINEERING	35	1,762,377	25	2,647,529	387	30,572,944	342	32,672,232
FINE ARTS	0	-	0	-	2	22,000	2	11,000
GRADUATE SCHOOL	1	40,000	0	-	2	57,940	3	406,200
HEALTH	1	14,500	1	55,500	29	1,626,350	32	2,245,896
HUMANITIES	2	64,000	3	5,500	6	276,352	8	192,311
LAW	0	-	0	-	4	4,000	1	21,062
MEDICINE	70	8,739,523	90	12,429,466	868	110,892,210	886	94,863,813
MINES & EARTH SCIENCES	7	243,485	7	411,827	100	6,755,450	94	5,635,939
NURSING	4	391,235	3	894,100	22	1,757,921	17	2,953,342
PHARMACY	18	1,952,496	13	1,856,109	112	15,421,215	106	11,749,274
SCIENCE	26	3,664,207	26	4,219,462	212	22,796,009	220	22,422,927
SOCIAL & BEHAVIORAL SCIENCES	4	642,702	11	686,553	52	3,675,895	54	2,117,812
SOCIAL WORK	4	97,000	0	-	43	3,016,623	25	2,762,039
VP/ACADEMIC AFFAIRS	0	-	7	262,253	18	1,034,875	25	925,245
VP/ADMINISTRATIVE SERVICES	0	-	0	-	1	37,500	1	5,700
VP/HEALTH SCIENCES	34	3,877,624	24	3,230,413	211	33,365,145	232	28,807,437
VP/RESEARCH	1	200,000	1	158,500	15	885,182	31	1,586,022
VP/STUDENT AFFAIRS & SERVICES	3	114,730	0	-	11	541,557	9	309,964
VP/UNIVERSITY RELATIONS	1	5,000	2	74,500	8	104,000	11	898,233
<b>GRAND TOTALS</b>	<b>214</b>	<b>\$22,310,966</b>	<b>214</b>	<b>\$27,125,936</b>	<b>2,121</b>	<b>\$235,279,823</b>	<b>2,126</b>	<b>\$212,969,314</b>

## Part IV of V Summary of Awards by College May 2002

### May 2002 vs. May 2001



### FYTD May 2002 vs. FYTD May 2001



**Awards By College, In Millions**  
*Units of \$1M*

■ Awards, This Fiscal Year To Date  
■ Awards, Last Fiscal Year To Date

**VICE-PRESIDENT FOR RESEARCH**  
**May 2002**  
**Part IV of IV--GENERAL COLLEGE ACTIVITY**

DATE: June 20, 2002

		May 2002		May 2001		FISCAL YEAR TO DATE (7/01-5/02)		FISCAL YEAR TO DATE (7/00-5/01)	
		<u>No.</u>	<u>Total Amt.</u>	<u>No.</u>	<u>Total Amt.</u>	<u>No.</u>	<u>Total Amt.</u>	<u>No.</u>	<u>Total Amt.</u>
<b>ARCHITECTURE</b>									
<b>Proposals</b>		0	-	0	-	4	28,299	4	13,700
<b>Awards</b>	Research	0	-	0	-	2	69,101	1	64,510
	Other	0	-	0	-	2	9,557	3	12,200
	Instruction	0	-	0	-	0	-	1	1,800
	Clinical	0	-	0	-	0	-	0	-
	<b>Totals</b>	0	-	0	-	4	78,658	5	78,510
<b>BUSINESS</b>									
<b>Proposals</b>		0	-	0	-	5	567,271	0	-
<b>Awards</b>	Research	0	-	0	-	1	374,000	5	843,286
	Other	0	-	0	-	0	-	0	-
	Instruction	0	-	0	-	0	-	1	(4,880)
	Clinical	0	-	0	-	0	-	0	-
	<b>Totals</b>	0	-	0	-	1	374,000	6	838,406
<b>EDUCATION</b>									
<b>Proposals</b>		0	-	3	613,281	10	3,159,347	21	7,777,891
<b>Awards</b>	Research	2	313,431	0	-	5	742,582	3	528,785
	Other	0	-	0	-	3	266,920	6	232,710
	Instruction	1	188,656	1	194,224	5	974,495	7	704,455
	Clinical	0	-	0	-	0	-	0	-
	<b>Totals</b>	3	502,087	1	194,224	13	1,983,997	16	1,465,950
<b>ENGINEERING</b>									
<b>Proposals</b>		21	26,221,270	21	4,584,559	264	116,066,113	269	136,807,454
<b>Awards</b>	Research	32	1,684,277	23	2,571,229	345	29,692,085	304	31,634,392
	Other	3	78,100	1	1,300	35	873,859	26	515,823
	Instruction	0	-	1	75,000	7	7,000	12	522,017
	Clinical	0	-	0	-	0	-	0	-
	<b>Totals</b>	35	1,762,377	25	2,647,529	387	30,572,944	342	32,672,232
<b>FINE ARTS</b>									
<b>Proposals</b>		0	-	0	-	2	92,418	1	3,000
<b>Awards</b>	Research	0	-	0	-	0	-	0	-
	Other	0	-	0	-	1	-	2	11,000
	Instruction	0	-	0	-	1	22,000	0	-
	Clinical	0	-	0	-	0	-	0	-
	<b>Totals</b>	0	-	0	-	2	22,000	2	11,000



		May 2002		May 2001		FISCAL YEAR TO DATE (7/01-5/02)		FISCAL YEAR TO DATE (7/00-5/01)	
		<u>No.</u>	<u>Total Amt.</u>	<u>No.</u>	<u>Total Amt.</u>	<u>No.</u>	<u>Total Amt.</u>	<u>No.</u>	<u>Total Amt.</u>
<b>GRADUATE SCHOOL</b>									
<i>Proposals</i>		1	40,000	0	-	2	1,446,524	2	431,696
<i>Awards</i>	Research	0	-	0	-	0	-	1	400,200
	Other	1	40,000	0	-	1	40,000	0	-
	Instruction	0	-	0	-	1	17,940	2	6,000
	Clinical	0	-	0	-	0	-	0	-
	<i>Totals</i>	1	40,000	0	-	2	57,940	3	406,200
<b>HEALTH</b>									
<i>Proposals</i>		2	1,808,233	1	30,000	29	10,391,982	19	5,859,921
<i>Awards</i>	Research	0	-	0	-	14	1,102,530	9	1,792,018
	Other	1	14,500	1	55,500	14	487,820	22	399,623
	Instruction	0	-	0	-	1	36,000	1	54,255
	Clinical	0	-	0	-	0	-	0	-
	<i>Totals</i>	1	14,500	1	55,500	29	1,626,350	32	2,245,896
<b>HUMANITIES</b>									
<i>Proposals</i>		2	396,543	0	-	20	2,130,575	12	240,014
<i>Awards</i>	Research	0	-	0	-	2	206,352	2	170,011
	Other	1	60,000	1	2,000	2	62,000	3	8,000
	Instruction	1	4,000	2	3,500	2	8,000	3	14,300
	Clinical	0	-	0	-	0	-	0	-
	<i>Totals</i>	2	64,000	3	5,500	6	276,352	8	192,311
<b>LAW</b>									
<i>Proposals</i>		0	-	0	-	4	175,382	0	-
<i>Awards</i>	Research	0	-	0	-	3	-	0	-
	Other	0	-	0	-	1	4,000	1	21,062
	Instruction	0	-	0	-	0	-	0	-
	Clinical	0	-	0	-	0	-	0	-
	<i>Totals</i>	0	-	0	-	4	4,000	1	21,062
<b>MEDICINE</b>									
<i>Proposals</i>		47	44,674,755	55	41,185,127	508	323,027,613	528	289,646,870
<i>Awards</i>	Research	39	6,375,895	58	9,916,507	539	82,709,061	572	75,297,575
	Other	12	1,099,911	16	958,088	92	9,830,123	95	4,264,824
	Instruction	8	1,067,327	6	1,172,059	93	6,193,130	54	4,822,913
	Clinical	11	196,390	10	382,812	144	12,159,896	165	10,478,501
	<i>Totals</i>	70	8,739,523	90	12,429,466	868	110,892,210	886	94,863,813
<b>MINES &amp; EARTH SCIENCES</b>									
<i>Proposals</i>		7	867,805	17	3,813,276	89	20,999,523	89	25,972,195
<i>Awards</i>	Research	6	233,485	6	401,827	76	5,617,365	69	4,187,806
	Other	1	10,000	1	10,000	23	1,116,085	22	1,293,142
	Instruction	0	-	0	-	1	22,000	3	154,991
	Clinical	0	-	0	-	0	-	0	-
	<i>Totals</i>	7	243,485	7	411,827	100	6,755,450	94	5,635,939

		May 2002		May 2001	FISCAL YEAR TO DATE (7/01-5/02)		FISCAL YEAR TO DATE (7/00-5/01)	
	<u>No.</u>	<u>Total Amt.</u>	<u>No.</u>	<u>Total Amt.</u>	<u>No.</u>	<u>Total Amt.</u>	<u>No.</u>	<u>Total Amt.</u>

## NURSING

<b>Proposals</b>		2	2,901,694	0	-	20	11,169,270	6	2,845,283
<b>Awards</b>	Research	1	106,074	2	618,637	16	1,173,086	12	1,999,129
	Other	0	-	0	-	0	-	1	428,542
	Instruction	3	285,161	1	275,463	6	584,835	4	525,671
	Clinical	0	-	0	-	0	-	0	-
	<b>Totals</b>	4	391,235	3	894,100	22	1,757,921	17	2,953,342

## PHARMACY

<b>Proposals</b>		7	1,062,325	7	4,818,961	91	35,414,189	63	30,692,607
<b>Awards</b>	Research	15	1,752,496	11	1,750,372	78	12,663,235	73	8,946,525
	Other	3	200,000	2	105,737	23	2,284,818	21	1,944,811
	Instruction	0	-	0	-	3	279,247	2	295,281
	Clinical	0	-	0	-	8	193,915	10	562,657
	<b>Totals</b>	18	1,952,496	13	1,856,109	112	15,421,215	106	11,749,274

## SCIENCE

<b>Proposals</b>		3	80,959	14	5,092,396	171	113,749,617	159	120,829,516
<b>Awards</b>	Research	22	3,309,455	23	4,046,793	190	20,121,731	201	21,547,732
	Other	0	-	2	152,669	9	522,918	7	257,912
	Instruction	1	314,502	1	20,000	10	2,111,110	12	617,283
	Clinical	3	40,250	0	-	3	40,250	0	-
	<b>Totals</b>	26	3,664,207	26	4,219,462	212	22,796,009	220	22,422,927

## SOCIAL & BEHAVIORAL SCIENCES

<b>Proposals</b>		3	1,264,995	6	861,429	51	14,061,363	51	16,675,172
<b>Awards</b>	Research	4	642,702	8	679,053	37	2,737,385	32	1,960,109
	Other	0	-	3	7,500	13	865,282	19	105,876
	Instruction	0	-	0	-	2	73,228	3	51,827
	Clinical	0	-	0	-	0	-	0	-
	<b>Totals</b>	4	642,702	11	686,553	52	3,675,895	54	2,117,812

## SOCIAL WORK

<b>Proposals</b>		2	29,822	1	1,500	19	6,922,323	14	2,287,598
<b>Awards</b>	Research	1	32,000	0	-	3	112,418	6	44,898
	Other	3	65,000	0	-	38	2,754,836	16	916,210
	Instruction	0	-	0	-	2	149,369	3	1,800,931
	Clinical	0	-	0	-	0	-	0	-
	<b>Totals</b>	4	97,000	0	-	43	3,016,623	25	2,762,039

## VP FOR ACADEMIC AFFAIRS\*

<b>Proposals</b>		0	-	0	-	16	5,375,464	23	4,634,039
<b>Awards</b>	Research	0	-	3	143,000	3	38,657	4	222,214
	Other	0	-	3	82,962	15	996,218	17	603,031
	Instruction	0	-	1	36,291	0	-	4	100,000
	Clinical	0	-	0	-	0	-	0	-
	<b>Totals</b>	0	-	7	262,253	18	1,034,875	25	925,245

		May 2002		May 2001		FISCAL YEAR TO DATE (7/01-5/02)		FISCAL YEAR TO DATE (7/00-5/01)	
		<u>No.</u>	<u>Total Amt.</u>	<u>No.</u>	<u>Total Amt.</u>	<u>No.</u>	<u>Total Amt.</u>	<u>No.</u>	<u>Total Amt.</u>
<b>VP FOR ADMINISTRATIVE SERVICES*</b>									
<i>Proposals</i>		0	-	0	-	1	37,500	1	5,699
<i>Awards</i>	Research	0	-	0	-	0	-	0	-
	Other	0	-	0	-	1	37,500	1	5,700
	Instruction	0	-	0	-	0	-	0	-
	Clinical	0	-	0	-	0	-	0	-
	<b>Totals</b>	0	-	0	-	1	37,500	1	5,700
<b>VP FOR HEALTH SCIENCES*</b>									
<i>Proposals</i>		11	22163721	7	4,515,993	84	73,357,638	57	51,880,566
<i>Awards</i>	Research	31	3,702,784	19	1,794,251	181	31,454,185	212	26,078,670
	Other	1	88,528	0	-	11	525,957	2	435,678
	Instruction	2	86,312	0	-	5	688,827	1	25,000
	Clinical	0	-	5	1,436,162	14	696,176	17	2,268,089
	<b>Totals</b>	34	3,877,624	24	3,230,413	211	33,365,145	232	28,807,437
<b>VP FOR RESEARCH*</b>									
<i>Proposals</i>		1	132,600	0	-	11	6,418,366	8	2,616,203
<i>Awards</i>	Research	0	-	1	158,500	4	109,110	4	355,500
	Other	1	200,000	0	-	11	776,072	24	1,223,022
	Instruction	0	-	0	-	0	-	0	-
	Clinical	0	-	0	-	0	-	3	7,500
	<b>Totals</b>	1	200,000	1	158,500	15	885,182	31	1,586,022
<b>VP FOR STUDENT AFFAIRS &amp; SERVICES*</b>									
<i>Proposals</i>		0	-	0	-	1	25,500	8	1,408,939
<i>Awards</i>	Research	0	-	0	-	1	75,251	0	-
	Other	2	17,000	0	-	4	39,894	7	66,394
	Instruction	1	97,730	0	-	6	426,412	2	243,570
	Clinical	0	-	0	-	0	-	0	-
	<b>Totals</b>	3	114,730	0	-	11	541,557	9	309,964
<b>VP FOR UNIVERSITY RELATIONS*</b>									
<i>Proposals</i>		0	-	0	-	13	930,963	10	4,727,222
<i>Awards</i>	Research	0	-	0	-	2	25,000	1	112,500
	Other	0	-	1	69,500	4	69,000	9	780,733
	Instruction	1	5,000	1	5,000	2	10,000	1	5,000
	Clinical	0	-	0	-	0	-	0	-
	<b>Totals</b>	1	5,000	2	74,500	8	104,000	11	898,233
<b>Totals, Proposals</b>									
		109	101,644,722	132	65,516,522	1,415	745,547,240	1,345	705,355,585
<b>Totals, AWARDS</b>									
		214	\$22,310,966	214	\$27,125,936	2,121	\$235,279,823	2,126	\$212,969,314

\* Amounts for Vice-Presidents' Offices may reflect activity by Institutes, Centers & other discrete organizational entities that report directly to their cognizant Vice Presidents, rather than to a College or Graduate School.