



DATE: June 18, 2001


TO: J. Bernard Machen  
FROM: Raymond F. Gesteland

SUBJECT: 5-Part Monthly Activity Report

## Part I of IV--RESEARCH ACTIVITY SUMMARY

	May 2001		May 2000		FISCAL YEAR TO DATE (7/00-5/01)		FISCAL YEAR TO DATE (7/99-5/00)	
	<u>No.</u>	<u>Total Amt.</u>	<u>No.</u>	<u>Total Amt.</u>	<u>No.</u>	<u>Total Amt.</u>	<u>No.</u>	<u>Total Amt.</u>
<b>PROPOSALS*</b>	132	\$ 65,516,522	162	\$ 86,700,782	1,345	\$ 705,355,585	1,386	\$ 659,974,955
<b>AWARDS</b>								
Research	154	\$22,080,169	127	\$14,898,537	1,510	\$176,114,860	1,381	\$169,007,495
Other	31	1,445,256	21	369,746	305	13,597,293	273	15,837,073
Instruction	14	1,781,537	8	1,052,107	116	9,940,414	132	10,024,341
Clinical	15	1,818,974	12	649,848	195	13,316,747	159	10,590,649
<b>SUBTOTALS</b>	214	27,125,936	168	16,970,238	2,126	212,969,314	1,945	205,459,558
<b>Fellowships &amp; Financial Aids</b>		125,471		504,547		11,526,658		12,037,219
<b>ALL AWARD TOTALS</b>		\$ 27,251,407		\$ 17,474,785		\$ 224,495,972		\$ 217,496,777

cc: Coralie Alder  
Michael T. Benson  
A. Lorris Betz  
Paul Brinkman  
Lynne U. Chronister  
Arnold B. Combe  
Fred C. Esplin  
Cecelia H. Foxley  
John G. Francis  
Raymond F. Gesteland  
Peter L. Goss  
W. Ralph Hardy  
Jerry Kaplan  
Nancy Lyon  
J. Michael Mattsson  
Barbara K. Nielsen  
David W. Pershing  
Ronald J. Pugmire  
Lee Siegel

  
Raymond F. Gesteland  
Vice-President for Research

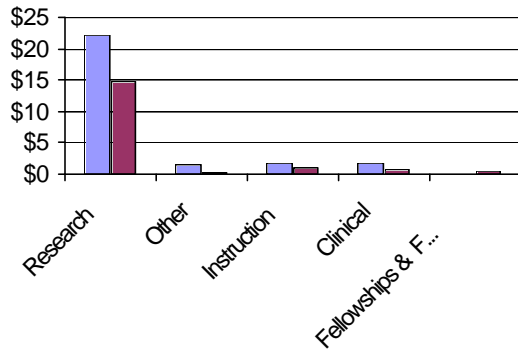
OFFICE OF THE VICE PRESIDENT FOR RESEARCH  
201 S PRESIDENTS CIRCLE RM 210  
SALT LAKE CITY, UTAH 84112-9011

(801) 581-7236  
FAX (801) 585-6212

# Part I of V Summary of University Research Activity May 2001

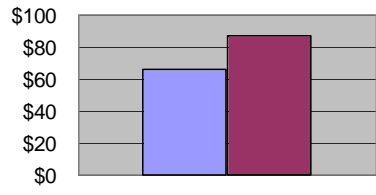
## May 2001 vs. May 2000

**Awards, In Millions**



■ Awards This Month  
■ Awards, Same Month Last Year

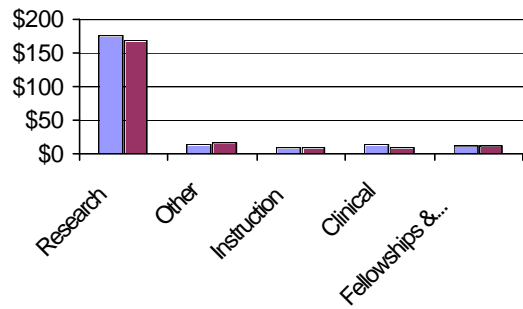
**Proposals, In Millions**



■ All Proposals, This Month  
■ All Proposals, Same Month Last Year

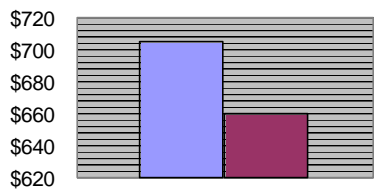
## FYTD May 2001 vs. FYTD May 2000

**Awards, In Millions**



■ Awards, This Fiscal Year To Date  
■ Awards, Same Month Last Fiscal Year To Date

**Proposals, In Millions**



■ All Proposals, This Fiscal Year To Date  
■ All Proposals, Last Fiscal Year To Date

**VICE-PRESIDENT FOR RESEARCH**  
**May 2001**  
**Part II of V--PROPOSALS AND AWARDS OVER \$2 MILLION**

**DATE: June 18, 2001**

**PROPOSALS**

	<i>Department</i>	<i>Sponsor Name</i>	<i>Proposal Title</i>	<i>Start Date</i>	<i>End Date</i>	<i>Total Amount</i>
<b>Medicine</b>						
Dart,Dorothy S	Human Genetics	NSF/Natl Science Fndn	Virtual Laboratory Curriculum Units For Web-Based Genetics Education.	March 1, 2001	March 1, 2006	\$3,335,705
Flanigan,Kevin M	Human Genetics	PHS/Public Health Service	Translational Research In The Dystrophinopathies.	April 1, 2002	March 31, 2005	\$3,591,694
Cheung,Alfred K	Internal Medicine	PHS/Public Health Service/Natl Inst Diabet Digest K	Progressive Chronic Renal Insufficiency And Associated Cardiovascular Risk.	September 1, 2001	August 31, 2008	\$4,394,951
Lund,Raymond D	Ophthalmology	PHS/Public Health Service	Prevention Of Photoreceptor Degeneration.	April 1, 2002	March 31, 2007	\$2,509,824
Pfitzner,Mark A	Pediatrics	PHS/Public Health Service/Natl Inst Child Hlth Huma	Adolescent Family Life Demonstration Project.	October 1, 2001	September 30, 2003	\$2,188,296

**AWARDS**

<i>Department</i>	<i>Sponsor Name</i>	<i>Proposal Title</i>	<i>Start Date</i>	<i>End Date</i>	<i>Total Amount</i>
-------------------	---------------------	-----------------------	-------------------	-----------------	---------------------

There were no awards over \$2 Million for May, 2001.

**VICE-PRESIDENT FOR RESEARCH**  
**May 2001**  
**Part III of IV--AWARDS BY SPONSOR**

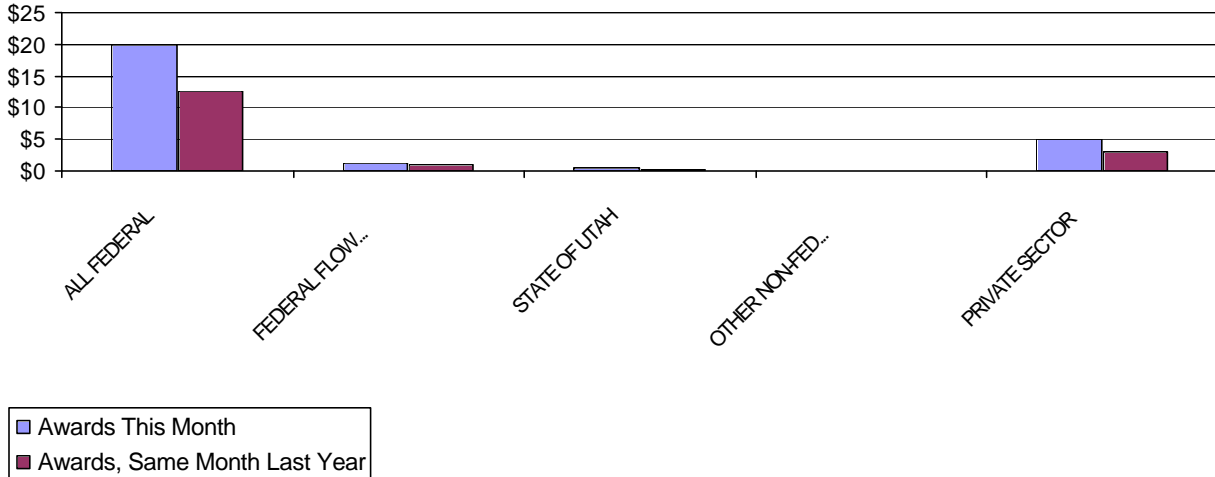
DATE: June 18, 2001

	May 2001		May 2000		FISCAL YEAR TO DATE (7/00-5/01)		FISCAL YEAR TO DATE (7/99-5/00)	
	<u>No.</u>	<u>Total Amt.</u>	<u>No.</u>	<u>Total Amt.</u>	<u>No.</u>	<u>Total Amt.</u>	<u>No.</u>	<u>Total Amt.</u>
<b>ALL FEDERAL</b>	<b>115</b>	<b>\$ 19,949,003</b>	<b>85</b>	<b>\$ 12,553,123</b>	<b>934</b>	<b>\$ 139,060,846</b>	<b>833</b>	<b>\$ 130,077,831</b>
<i>Misc. Federal Agencies</i>	0	-	0	-	10	792,826	13	1,095,526
Nat'l Aeronaut/Space Adn	4	343,564	1	44,846	32	2,204,728	25	1,760,225
Nat'l Endowmt/Humanitie	0	-	0	-	2	20,000	2	58,000
Nat'l Science Foundation	15	1,287,254	17	1,236,120	131	14,396,361	123	16,294,357
US Dept of Agriculture	0	-	0	-	6	71,380	9	675,627
US Dept of Commerce	1	49,969	1	6,201	9	1,402,430	13	847,295
US Dept of Defense	3	244,768	6	428,726	60	8,452,543	55	7,005,482
US Dept of Education	2	230,515	1	357,919	11	1,370,203	14	2,268,559
US Dept of Energy	7	824,964	8	1,137,126	90	11,966,084	107	11,958,076
US Dept of the Interior	5	125,262	2	24,983	27	1,164,127	18	861,109
US Dept of Transportation	0	-	0	-	4	331,261	4	303,790
US Environmental Prot Ag	0	-	1	89,618	5	258,991	1	89,618
US Health & Human Servs	78	16,842,707	48	9,227,584	547	96,629,912	449	86,860,167
US Veterans Admin	0	-	0	-	0	-	0	-
<b>FEDERAL FLOW-DOWN</b>	<b>23</b>	<b>1,382,371</b>	<b>26</b>	<b>1,018,226</b>	<b>275</b>	<b>14,423,140</b>	<b>213</b>	<b>11,883,566</b>
<b>STATE OF UTAH</b>	<b>17</b>	<b>534,450</b>	<b>17</b>	<b>334,728</b>	<b>118</b>	<b>4,701,488</b>	<b>125</b>	<b>5,318,996</b>
<b>OTHER NON-FED GOVT.</b>	<b>2</b>	<b>99,920</b>	<b>1</b>	<b>4,910</b>	<b>14</b>	<b>713,636</b>	<b>25</b>	<b>2,678,473</b>
<b>PRIVATE SECTOR</b>	<b>57</b>	<b>5,160,192</b>	<b>39</b>	<b>3,059,251</b>	<b>785</b>	<b>54,070,204</b>	<b>749</b>	<b>55,500,692</b>
Commercial Sponsors	33	3,121,433	25	1,108,460	423	24,966,456	414	21,037,177
Not-For-Profit Sponsors	24	2,038,759	14	1,950,791	362	29,103,748	335	34,463,515
<b>GRAND TOTALS</b>	<b>214</b>	<b>\$ 27,125,936</b>	<b>168</b>	<b>\$ 16,970,238</b>	<b>2,126</b>	<b>\$ 212,969,314</b>	<b>1,945</b>	<b>\$ 205,459,558</b>

## Part III of V Summary of Awards by Sponsor May 2001

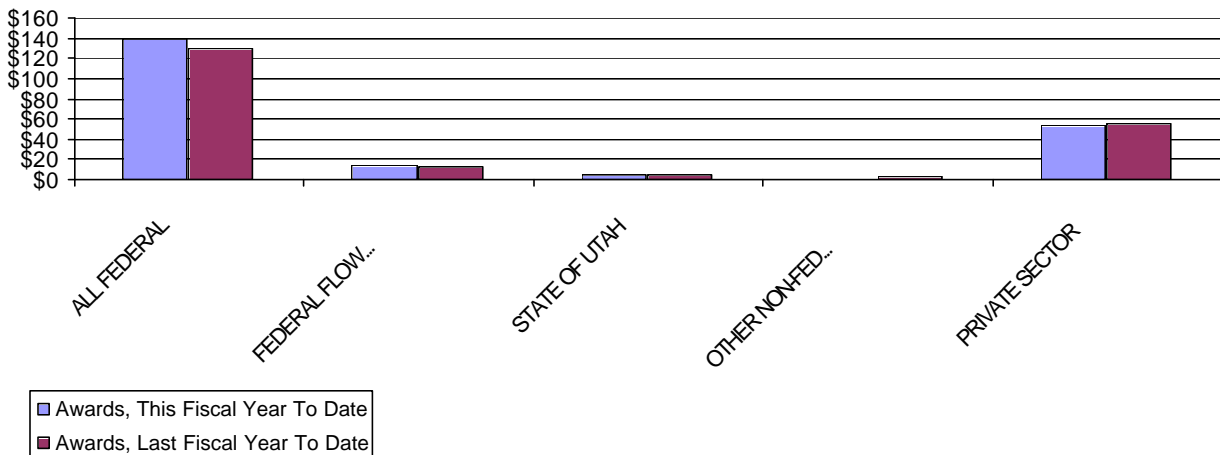
May 2001 vs. May 2000

**Awards, In Millions**



FYTD May 2001 vs. FYTD May 2000

**Awards, In Millions**



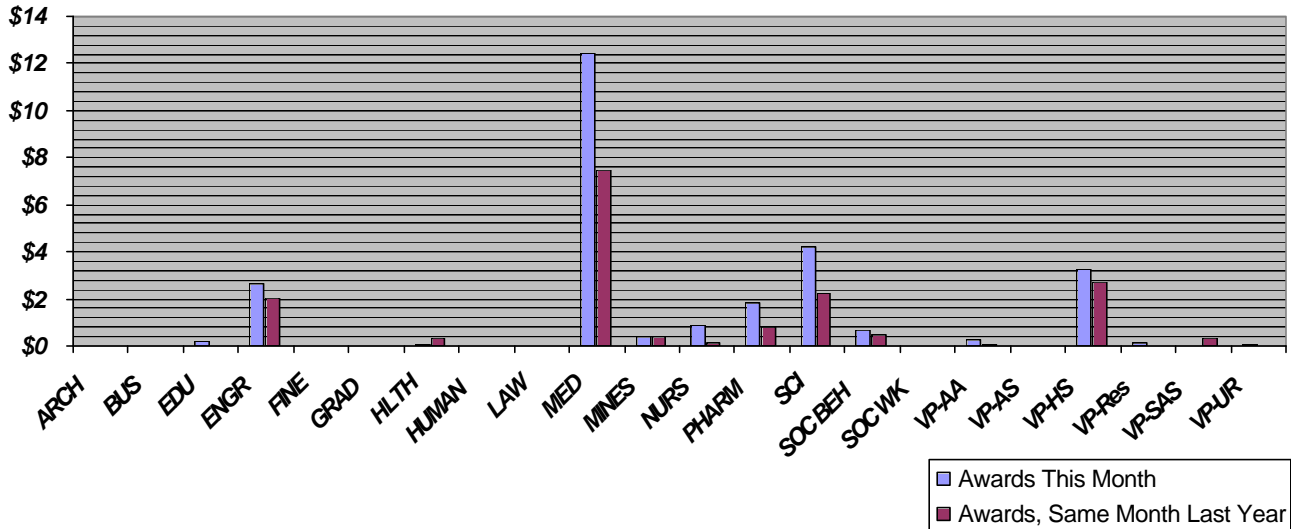
**VICE-PRESIDENT FOR RESEARCH**  
**May 2001**  
**Part IV of V--AWARDS BY COLLEGE**

DATE: June 15, 2001

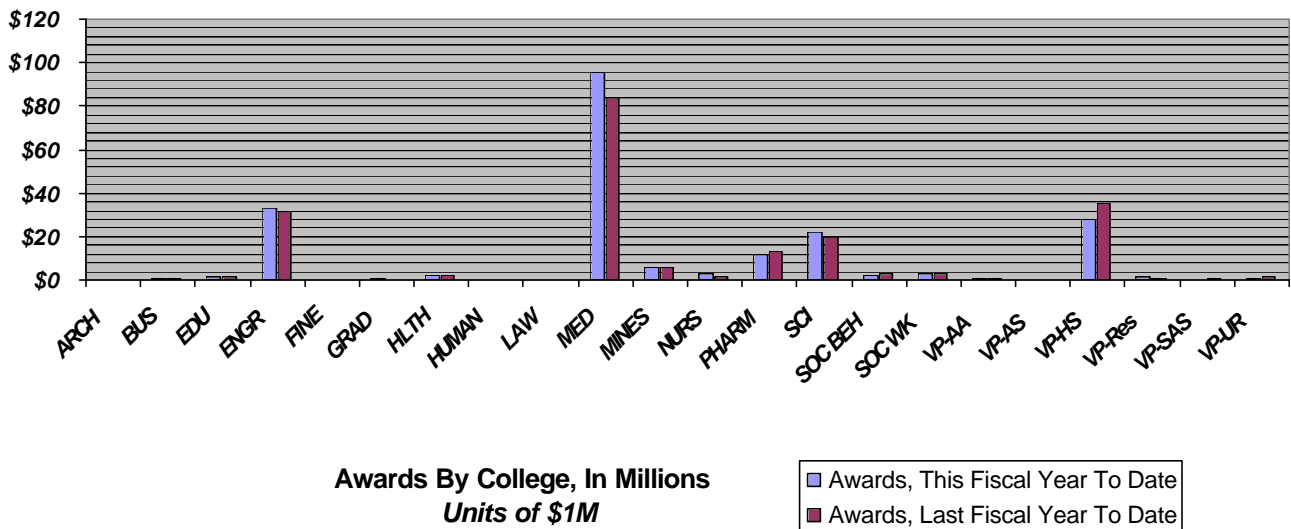
	May 2001		May 2000		FISCAL YEAR TO DATE (7/00-5/01)		FISCAL YEAR TO DATE (7/99-5/00)	
	<u>No.</u>	<u>Total Amt.</u>	<u>No.</u>	<u>Total Amt.</u>	<u>No.</u>	<u>Total Amt.</u>	<u>No.</u>	<u>Total Amt.</u>
<b>ARCHITECTURE</b>	0	-	0	-	5	78,510	1	1,020
<b>BUSINESS</b>	0	-	0	-	6	838,406	12	582,291
<b>EDUCATION</b>	1	194,224	0	-	16	1,465,950	19	1,808,490
<b>ENGINEERING</b>	25	2,647,529	29	2,022,534	344	32,917,105	320	31,757,575
<b>FINE ARTS</b>	0	-	1	1,500	2	11,000	2	9,500
<b>GRADUATE SCHOOL</b>	0	-	0	-	3	406,200	0	-
<b>HEALTH</b>	1	55,500	5	335,531	34	2,257,896	31	2,052,067
<b>HUMANITIES</b>	3	5,500	1	3,000	8	192,311	7	250,960
<b>LAW</b>	0	-	0	-	1	21,062	1	22,000
<b>MEDICINE</b>	90	12,429,466	63	7,496,715	886	95,640,152	755	83,655,977
<b>MINES &amp; EARTH SCIENCES</b>	7	411,827	10	426,351	94	5,635,939	103	5,908,328
<b>NURSING</b>	3	894,100	2	136,269	17	2,953,342	17	1,538,832
<b>PHARMACY</b>	13	1,856,109	7	792,193	104	11,504,401	99	13,335,769
<b>SCIENCE</b>	26	4,219,462	21	2,211,229	220	22,422,927	193	20,022,038
<b>SOCIAL &amp; BEHAVIORAL SCIENCES</b>	11	686,553	9	443,695	52	2,105,812	52	2,742,405
<b>SOCIAL WORK</b>	0	-	0	-	25	2,762,039	28	3,018,023
<b>VP/ACADEMIC AFFAIRS</b>	7	262,253	2	39,800	25	925,245	20	1,018,314
<b>VP/ADMINISTRATIVE SERVICES</b>	0	-	0	-	1	5,700	0	-
<b>VP/HEALTH SCIENCES</b>	24	3,230,413	15	2,687,502	232	28,031,098	243	35,110,287
<b>VP/RESEARCH</b>	1	158,500	0	-	31	1,586,022	24	577,950
<b>VP/STUDENT AFFAIRS &amp; SERVICES</b>	0	-	2	369,919	9	309,964	11	656,409
<b>VP/UNIVERSITY RELATIONS</b>	2	74,500	1	4,000	11	898,233	7	1,391,323
<b>GRAND TOTALS</b>	<b>214</b>	<b>\$27,125,936</b>	<b>168</b>	<b>\$16,970,238</b>	<b>2,126</b>	<b>\$212,969,314</b>	<b>1,945</b>	<b>\$205,459,558</b>

## Part IV of V Summary of Awards by College May 2001

### May 2001 vs. May 2000



### FYTD May 2001 vs. FYTD May 2000



**Awards By College, In Millions**  
*Units of \$1M*

■ Awards, This Fiscal Year To Date  
■ Awards, Last Fiscal Year To Date

**VICE-PRESIDENT FOR RESEARCH**  
**May 2001**  
**Part IV of IV--GENERAL COLLEGE ACTIVITY**

DATE: June 15, 2001

		May 2001		May 2000		FISCAL YEAR TO DATE (7/00-5/01)		FISCAL YEAR TO DATE (7/99-5/00)	
		<u>No.</u>	<u>Total Amt.</u>	<u>No.</u>	<u>Total Amt.</u>	<u>No.</u>	<u>Total Amt.</u>	<u>No.</u>	<u>Total Amt.</u>
<b>ARCHITECTURE</b>									
<b>Proposals</b>		0	-	0	-	4	13,700	2	29,754
<b>Awards</b>	Research	0	-	0	-	1	64,510	1	1,020
	Other	0	-	0	-	3	12,200	0	-
	Instruction	0	-	0	-	1	1,800	0	-
	Clinical	0	-	0	-	0	-	0	-
	<b>Totals</b>	0	-	0	-	5	78,510	1	1,020
<b>BUSINESS</b>									
<b>Proposals</b>		0	0	0	-	0	-	4	527,353
<b>Awards</b>	Research	0	-	0	-	5	843,286	4	482,291
	Other	0	-	0	-	0	-	0	-
	Instruction	0	-	0	-	1	(4,880)	8	100,000
	Clinical	0	-	0	-	0	-	0	-
	<b>Totals</b>	0	-	0	-	6	838,406	12	582,291
<b>EDUCATION</b>									
<b>Proposals</b>		3	613,281	1	90,103	21	7,777,891	21	7,036,609
<b>Awards</b>	Research	0	-	0	-	3	528,785	7	351,754
	Other	0	-	0	-	6	232,710	4	398,250
	Instruction	1	194,224	0	-	7	704,455	8	1,058,486
	Clinical	0	-	0	-	0	-	0	-
	<b>Totals</b>	1	194,224	0	-	16	1,465,950	19	1,808,490
<b>ENGINEERING</b>									
<b>Proposals</b>		21	4,584,559	29	10,631,900	268	136,792,454	272	117,106,459
<b>Awards</b>	Research	23	2,571,229	27	1,996,074	307	31,914,265	289	31,107,685
	Other	1	1,300	2	26,460	25	480,823	22	403,462
	Instruction	1	75,000	0	-	12	522,017	9	246,428
	Clinical	0	-	0	-	0	-	0	-
	<b>Totals</b>	25	2,647,529	29	2,022,534	344	32,917,105	320	31,757,575
<b>FINE ARTS</b>									
<b>Proposals</b>		0	-	0	-	1	3,000	2	810,576
<b>Awards</b>	Research	0	-	0	-	0	-	0	-
	Other	0	-	1	1,500	2	11,000	2	9,500
	Instruction	0	-	0	-	0	-	0	-
	Clinical	0	-	0	-	0	-	0	-
	<b>Totals</b>	0	-	1	1,500	2	11,000	2	9,500



	May 2001		May 2000		FISCAL YEAR TO DATE (7/00-5/01)		FISCAL YEAR TO DATE (7/99-5/00)	
	<u>No.</u>	<u>Total Amt.</u>	<u>No.</u>	<u>Total Amt.</u>	<u>No.</u>	<u>Total Amt.</u>	<u>No.</u>	<u>Total Amt.</u>

### GRADUATE SCHOOL

<b>Proposals</b>		0	-	0	-	2	431,696	1	30,864
<b>Awards</b>	Research	0	-	0	-	1	400,200	0	-
	Other	0	-	0	-	0	-	0	-
	Instruction	0	-	0	-	2	6,000	0	-
	Clinical	0	-	0	-	0	-	0	-
	<b>Totals</b>	0	-	0	-	3	406,200	0	-

### HEALTH

<b>Proposals</b>		1	30,000	1	84,255	19	5,859,921	19	1,758,175
<b>Awards</b>	Research	0	-	4	316,531	11	1,804,018	9	718,824
	Other	1	55,500	0	-	22	399,623	15	1,117,656
	Instruction	0	-	0	-	1	54,255	3	173,476
	Clinical	0	-	1	19,000	0	-	4	42,111
	<b>Totals</b>	1	55,500	5	335,531	34	2,257,896	31	2,052,067

### HUMANITIES

<b>Proposals</b>		0	-	1	1,500	13	359,378	10	1,613,639
<b>Awards</b>	Research	0	-	0	-	2	170,011	2	53,000
	Other	1	2,000	1	3,000	3	8,000	3	5,000
	Instruction	2	3,500	0	-	3	14,300	2	192,960
	Clinical	0	-	0	-	0	-	0	-
	<b>Totals</b>	3	5,500	1	3,000	8	192,311	7	250,960

### LAW

<b>Proposals</b>		0	-	0	-	0	-	0	-
<b>Awards</b>	Research	0	-	0	-	0	-	0	-
	Other	0	-	0	-	1	21,062	1	22,000
	Instruction	0	-	0	-	0	-	0	-
	Clinical	0	-	0	-	0	-	0	-
	<b>Totals</b>	0	-	0	-	1	21,062	1	22,000

### MEDICINE

<b>Proposals</b>		55	41,185,127	73	56,128,248	526	289,487,506	563	304,250,495
<b>Awards</b>	Research	58	9,916,507	44	6,546,157	571	76,017,002	461	62,768,084
	Other	16	958,088	8	163,195	96	4,321,736	102	6,871,255
	Instruction	6	1,172,059	3	470,478	54	4,822,913	56	4,585,631
	Clinical	10	382,812	8	316,885	165	10,478,501	136	9,431,007
	<b>Totals</b>	90	12,429,466	63	7,496,715	886	95,640,152	755	83,655,977

### MINES & EARTH SCIENCES

<b>Proposals</b>		17	3,813,276	17	2,562,955	90	25,987,195	102	29,987,208
<b>Awards</b>	Research	6	401,827	9	404,584	69	4,187,806	81	5,050,688
	Other	1	10,000	1	21,767	22	1,293,142	18	752,958
	Instruction	0	-	0	-	3	154,991	4	104,682
	Clinical	0	-	0	-	0	-	0	-
	<b>Totals</b>	7	411,827	10	426,351	94	5,635,939	103	5,908,328

		May 2001		May 2000		FISCAL YEAR TO DATE (7/00-5/01)		FISCAL YEAR TO DATE (7/99-5/00)	
		<u>No.</u>	<u>Total Amt.</u>	<u>No.</u>	<u>Total Amt.</u>	<u>No.</u>	<u>Total Amt.</u>	<u>No.</u>	<u>Total Amt.</u>

### NURSING

<b>Proposals</b>		0	-	1	275,000	6	2,845,283	20	9,896,969
<b>Awards</b>	Research	2	618,637	1	42,916	12	1,999,129	8	690,733
	Other	0	-	0	-	1	428,542	5	621,755
	Instruction	1	275,463	1	93,353	4	525,671	4	226,344
	Clinical	0	-	0	-	0	-	0	-
	<b>Totals</b>	3	894,100	2	136,269	17	2,953,342	17	1,538,832

### PHARMACY

<b>Proposals</b>		7	4,818,961	10	5,596,069	63	30,692,607	53	43,139,435
<b>Awards</b>	Research	11	1,750,372	4	709,097	71	8,701,652	68	11,621,794
	Other	2	105,737	3	83,096	21	1,944,811	23	1,472,328
	Instruction	0	-	0	-	2	295,281	3	7,194
	Clinical	0	-	0	-	10	562,657	5	234,453
	<b>Totals</b>	13	1,856,109	7	792,193	104	11,504,401	99	13,335,769

### SCIENCE

<b>Proposals</b>		14	5,092,396	13	7,352,021	159	120,829,516	160	65,082,362
<b>Awards</b>	Research	23	4,046,793	18	2,080,872	201	21,547,732	178	18,958,593
	Other	2	152,669	0	-	7	257,912	4	729,012
	Instruction	1	20,000	3	130,357	12	617,283	11	334,433
	Clinical	0	-	0	-	0	-	0	-
	<b>Totals</b>	26	4,219,462	21	2,211,229	220	22,422,927	193	20,022,038

### SOCIAL & BEHAVIORAL SCIENCES

<b>Proposals</b>		6	861,429	7	183,141	51	16,675,172	44	10,262,355
<b>Awards</b>	Research	8	679,053	8	428,767	30	1,948,109	32	2,273,985
	Other	3	7,500	1	14,928	19	105,876	16	359,510
	Instruction	0	-	0	-	3	51,827	4	108,910
	Clinical	0	-	0	-	0	-	0	-
	<b>Totals</b>	11	686,553	9	443,695	52	2,105,812	52	2,742,405

### SOCIAL WORK

<b>Proposals</b>		1	1,500	3	661,776	14	2,287,598	12	6,869,792
<b>Awards</b>	Research	0	-	0	-	6	44,898	11	733,913
	Other	0	-	0	-	16	916,210	3	73,600
	Instruction	0	-	0	-	3	1,800,931	14	2,210,510
	Clinical	0	-	0	-	0	-	0	-
	<b>Totals</b>	0	-	0	-	25	2,762,039	28	3,018,023

### VP FOR ACADEMIC AFFAIRS\*

<b>Proposals</b>		0	-	2	61,763	23	4,634,039	29	3,401,036
<b>Awards</b>	Research	3	143,000	0	-	4	222,214	2	60,600
	Other	3	82,962	2	39,800	17	603,031	18	957,714
	Instruction	1	36,291	0	-	4	100,000	0	-
	Clinical	0	-	0	-	0	-	0	-
	<b>Totals</b>	7	262,253	2	39,800	25	925,245	20	1,018,314

		May 2001		May 2000		FISCAL YEAR TO DATE (7/00-5/01)		FISCAL YEAR TO DATE (7/99-5/00)	
		<u>No.</u>	<u>Total Amt.</u>	<u>No.</u>	<u>Total Amt.</u>	<u>No.</u>	<u>Total Amt.</u>	<u>No.</u>	<u>Total Amt.</u>
<b>VP FOR ADMINISTRATIVE SERVICES*</b>									
<b>Proposals</b>		0	-	0	-	1	5,699	2	55,115
<b>Awards</b>	Research	0	-	0	-	0	-	0	-
	Other	0	-	0	-	1	5,700	0	-
	Instruction	0	-	0	-	0	-	0	-
	Clinical	0	-	0	-	0	-	0	-
	<b>Totals</b>	0	-	0	-	1	5,700	0	-
<b>VP FOR HEALTH SCIENCES*</b>									
<b>Proposals</b>		7	4,515,993	4	3,072,051	58	51,920,566	51	55,505,747
<b>Awards</b>	Research	19	1,794,251	12	2,373,539	212	25,302,331	225	33,844,156
	Other	0	-	0	-	2	435,678	4	313,500
	Instruction	0	-	0	-	1	25,000	2	75,378
	Clinical	5	1,436,162	3	313,963	17	2,268,089	12	877,253
	<b>Totals</b>	24	3,230,413	15	2,687,502	232	28,031,098	243	35,110,287
<b>VP FOR RESEARCH*</b>									
<b>Proposals</b>		0	-	0	-	8	2,616,203	4	201,061
<b>Awards</b>	Research	1	158,500	0	-	4	355,500	1	264,875
	Other	0	-	0	-	24	1,223,022	21	307,250
	Instruction	0	-	0	-	0	-	0	-
	Clinical	0	-	0	-	3	7,500	2	5,825
	<b>Totals</b>	1	158,500	0	-	31	1,586,022	24	577,950
<b>VP FOR STUDENT AFFAIRS &amp; SERVICES*</b>									
<b>Proposals</b>		0	-	0	-	8	1,408,939	6	55,500
<b>Awards</b>	Research	0	-	0	-	0	-	2	25,500
	Other	0	-	1	12,000	7	66,394	5	31,000
	Instruction	0	-	1	357,919	2	243,570	4	599,909
	Clinical	0	-	0	-	0	-	0	-
	<b>Totals</b>	0	-	2	369,919	9	309,964	11	656,409
<b>VP FOR UNIVERSITY RELATIONS*</b>									
<b>Proposals</b>		0	-	0	-	10	4,727,222	9	2,354,451
<b>Awards</b>	Research	0	-	0	-	1	112,500	0	-
	Other	1	69,500	1	4,000	9	780,733	7	1,391,323
	Instruction	1	5,000	0	-	1	5,000	0	-
	Clinical	0	-	0	-	0	-	0	-
	<b>Totals</b>	2	74,500	1	4,000	11	898,233	7	1,391,323
<b>Totals, Proposals</b>									
		132	65,516,522	162	86,700,782	1,345	705,355,585	1,386	659,974,955
<b>Totals, AWARDS</b>									
		214	\$27,125,936	168	\$16,970,238	2,126	\$212,969,314	1,945	\$205,459,558

\* Amounts for Vice-Presidents' Offices may reflect activity by Institutes, Centers & other discrete organizational entities that report directly to their cognizant Vice Presidents, rather than to a College or Graduate School.