

DATE: May 17, 2005

TO: Michael K. Young
 FROM: Raymond F. Gesteland

SUBJECT: 6-Part Monthly Activity Report

Part I of VI--RESEARCH ACTIVITY SUMMARY

	April 2005		April 2004		FISCAL YEAR TO DATE (7/04-4/05)		FISCAL YEAR TO DATE (7/03-4/04)	
	<u>No.</u>	<u>Total Amt.</u>	<u>No.</u>	<u>Total Amt.</u>	<u>No.</u>	<u>Total Amt.</u>	<u>No.</u>	<u>Total Amt.</u>
PROPOSALS*	107	\$ 68,626,176	128	\$ 39,124,000	1,573	\$ 989,979,322	1,551	\$ 836,022,399
AWARDS								
Research	154	\$17,069,994	139	\$15,157,870	1,314	\$180,208,437	1,321	\$186,911,674
Other	43	1,481,161	29	1,154,369	384	26,348,767	334	27,192,254
Instruction	22	3,895,314	12	1,609,852	171	24,894,092	131	15,207,995
Clinical	28	2,720,618	24	585,461	230	12,524,050	203	11,348,683
SUBTOTALS	247	25,167,087	204	18,507,552	2,099	243,975,346	1,989	240,660,606
Fellowships & Financial Aids		723,148		1,176,798		17,469,706		16,465,335
ALL AWARD TOTALS		\$ 25,890,235		\$ 19,684,350		\$ 261,445,053		\$ 257,125,941

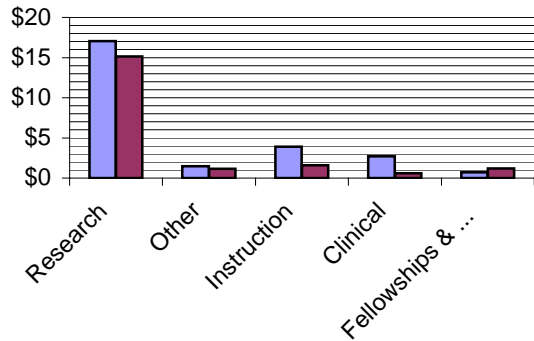
cc: Coralie Alder
 James R. Bardsley
 A. Lorris Betz
 Jeffrey R. Botkin
 Paul Brinkman
 Brent Brown
 Arnold B. Combe
 Fred C. Esplin
 John G. Francis
 Raymond F. Gesteland
 Jerry Kaplan
 Richard E. Kendell
 Elliott C. Kulakowski
 Gary D. Levy
 Nancy Lyon
 J. Michael Mattsson
 Barbara K. Nielsen
 David W. Pershing
 Ronald J. Pugmire
 Lee Siegel
 Laura Snow
 Jeffrey J. West
 Kimberly Wirthlin

Raymond F. Gesteland
 Vice-President for Research

Part I of VI Summary of University Research Activity April 2005

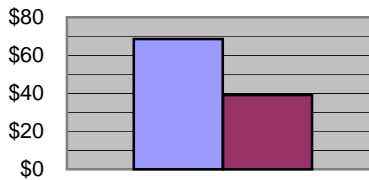
April 2005 vs. April 2004

Awards, In Millions



■ Awards This Month
■ Awards, Same Month Last Year

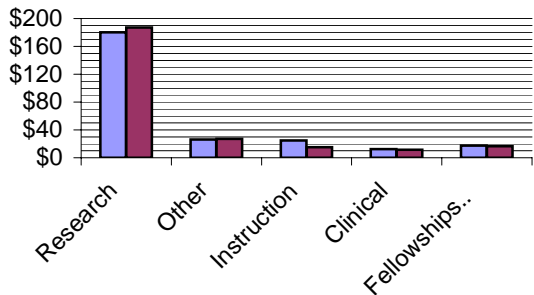
Proposals, In Millions



■ All Proposals, This Month
■ All Proposals, Same Month Last Year

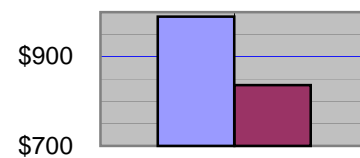
FYTD April 2005 vs. FYTD April 2004

Awards, In Millions



■ Awards, This Fiscal Year To Date
■ Awards, Same Month Last Fiscal Year To Date

Proposals, In Millions



■ All Proposals, This Fiscal Year To Date
■ All Proposals, Last Fiscal Year To Date

VICE-PRESIDENT FOR RESEARCH
April 2005

Part II of VI--PROPOSALS AND AWARDS OVER \$1 MILLION

DATE: May 17, 2005

PROPOSALS

	<i>Department</i>	<i>Sponsor Name</i>	<i>Proposal Title</i>	<i>Start Date</i>	<i>End Date</i>	<i>Total Amount</i>
College of Engineering						
Clark, Gregory A	Bioengineering	Johns Hopkins Univ (DARPA)	Revolutionizing Prosthetics.	7/1/05	6/30/09	\$11,454,101
Stringfellow, Gerald	Materials Science & Engr	CAO Group Inc	OMVPE Growth Of High Quality aLgAiNp Materials For LED Applications.	5/1/05	5/1/07	\$1,816,400
School of Medicine						
Flanigan, Kevin M	Human Genetics	NIH/Natl Institutes of Health	Muscular Dystrophy Cooperative Research Center.	9/30/05	9/29/10	\$7,164,564
Clark, Edward B	Pediatrics	NIH/Natl Institutes of Health	Nicotine Addiction Factors In American Indian Youth.	10/1/05	9/30/10	\$6,331,789
Hopkins, Paul N	Internal Medicine	Brigham & Womens Hospital (NIH)	Aldosterone And Angiotensin In Vascular Injury, Repair And Remodeling (A2VIR2).	4/1/06	3/31/11	\$1,741,011
Bamshad, Michael J	Human Genetics	Univ Of Colorado (NIH)	Regional Centers Of Excellence For Biodefense And Emerging Infectious Disease.	6/1/05	5/31/10	\$1,738,646
Planelles, Vicente	Pathology	NIH/Natl Institutes of Health	Induction Of Apoptosis By HIV-1 vpr.	12/1/05	11/30/10	\$1,681,875
College of Nursing						
Huether,Sue E	Nursing	State Of Utah / Dept Of Human Services	[Not Supplied.]	7/1/05	6/30/08	\$1,915,344
College of Pharmacy						
Yost, Garold S	Pharmacology & Toxicology	NIH/Natl Institutes of Health	Health Effects From Legacy Mining Site Dust Exposure.	4/1/06	3/31/11	\$15,888,455
Davis, Darrell R	Medicinal Chemistry	NIH/Natl Institutes of Health	NMR of HIV Reverse Transcriptase Primers.	12/1/05	11/30/10	\$1,810,726

AWARDS

	<i>Department</i>	<i>Sponsor Name</i>	<i>Proposal Title</i>	<i>Start Date</i>	<i>End Date</i>	<i>Total Amount</i>
<i>College of Engineering</i>						
Pershing, David W	Chem & Fuels Engineering	Lawr Livermore Natl Lab	Center For Simulation Of Accidental Fires & Explosions (CSAFE).	12/16/02	9/30/07	\$4,575,000
<i>School of Medicine</i>						
Brinton, Eliot A	Internal Medicine	Kronos Longevity Research Instit	The Kronos Early Estrogen Prevention Study (KEEPS).	7/1/04	12/31/10	\$1,591,497

VICE-PRESIDENT FOR RESEARCH
April 2005
Part III of VI--TOP 10 "OTHER" AWARDS

DATE: May 17, 2005

	<i>Department</i>	<i>Sponsor Name</i>	<i>Title</i>	<i>Start Date</i>	<i>End Date</i>	<i>Total Amount</i>
Herbert, John A	Marriott Library	Natl Endow Humanities	National Digital Newspapers Program (NDNP) - Phase 1.	4/1/05	7/1/05	\$397,828
Olson, Lenora M	Pediatrics	St of Utah / Dept of Transport	Commercial Vehicle Analysis Reporting System (CVARS).	7/10/04	12/31/06	\$268,204
Taylor, Jack L	Animal Resources	Biotek Inc	[Service Agreement.]	4/15/05	4/14/06	\$97,928
Biskupiak, Joseph E	Pharmaceut & Pharm Chem	Pfizer Inc	Gastrointestinal Complications Of Over-The- Counter Non Steroidal Anti- Inflammatory Drugs.	8/1/04	12/31/05	\$63,281
Smith, Robert B	Geology & Geophysics	US Dept of the Interior / US Geological Survey	Operation & Maintenance Of Wasatch Fault GPS Network (Monitoring, Installation, Data.)	4/1/04	3/31/07	\$80,000
Roland, Carl L	Pharmacotherapy	Biogen Inc	Tysabri Amcp Dossier & Formulary Kit Review & Update.	3/30/05	9/1/05	\$45,900
Brixner, Diana I	Pharmaceut & Pharm Chem	Pfizer Inc	COPD Early Diagnosis & Treatment Initiation.	6/30/04	12/31/05	\$30,128
Liu, Feng	Materials Science & Engr	Fairchild Semiconductor	Quantitative Determination Of OI & Dopant Diffusion In Heavily AS & P Doped SI.	2/1/05	11/30/05	\$30,000
Wittwer, Carl T	Pathology	Idaho Technology	Fluorescent DNA Amplification Techniques.	5/1/97	12/31/07	\$24,367
Werner, Liliana	Ophthalmology	Cooper Vision Surgical (prime Lions Eye Instit)	Biointegration Of New Biomaterials In The Rabbit Cornea.	3/1/05	8/31/05	\$23,307

VICE-PRESIDENT FOR RESEARCH
April 2005
Part IV of VI--AWARDS BY SPONSOR

DATE: May 17, 2005

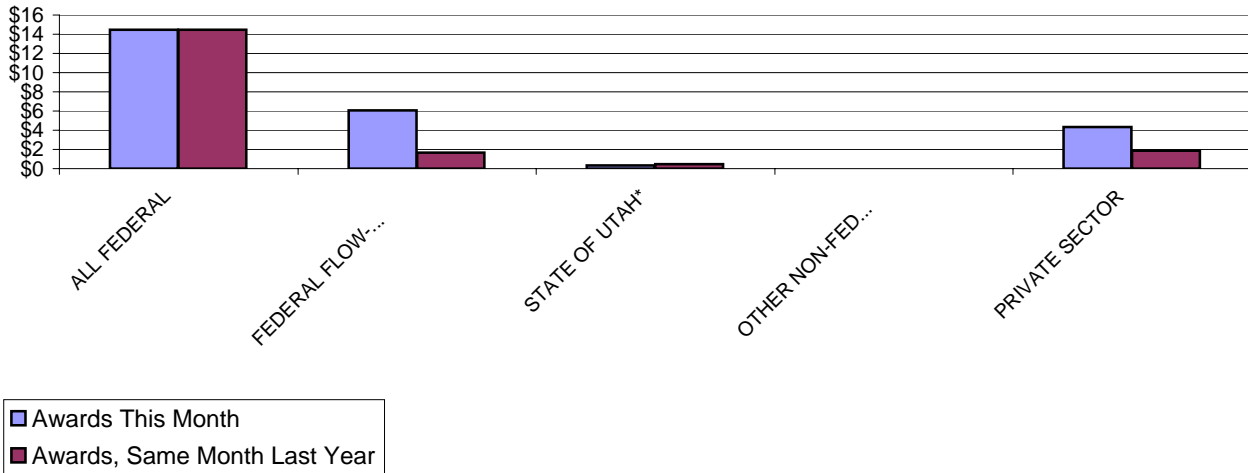
	April 2005		April 2004		FISCAL YEAR TO DATE (7/04-4/05)		FISCAL YEAR TO DATE (7/03-4/04)	
	<u>No.</u>	<u>Total Amt.</u>	<u>No.</u>	<u>Total Amt.</u>	<u>No.</u>	<u>Total Amt.</u>	<u>No.</u>	<u>Total Amt.</u>
ALL FEDERAL	108	\$ 14,436,008	101	\$ 14,474,955	858	\$ 172,097,730	884	\$ 165,400,561
<i>Misc. Federal Agencies</i>	0	-	0	-	8	1,210,855	11	2,053,321
Nat'l Aeronaut/Space Adm	3	556,469	6	489,298	10	922,286	20	1,478,191
Nat'l Endowmt/Humanities	2	352,693	1	60,000	3	408,896	4	127,402
Nat'l Science Foundation	14	793,953	20	1,946,911	100	17,727,540	146	23,541,012
US Dept of Agriculture	1	12,442	0	-	7	565,717	1	74,960
US Dept of Commerce	0	-	1	31,290	9	843,447	8	533,953
US Dept of Defense	2	46,295	3	307,936	36	5,089,612	35	4,114,033
US Dept of Education	2	395,915	3	499,311	18	2,825,174	17	2,966,623
US Dept of Energy	14	(1,182,991)	5	586,516	72	10,015,264	48	5,297,251
US Dept of the Interior	2	65,000	7	346,300	29	4,266,934	34	1,384,384
US Dept of Transportation	0	-	0	-	4	187,395	1	61,826
US Environmental Prot Agcy	0	-	0	-	18	2,838,258	11	2,235,400
US Health & Human Servs	66	13,417,782	53	10,152,972	538	125,071,554	546	121,477,784
US Veterans Admin	2	(21,550)	2	54,421	6	124,798	2	54,421
FEDERAL FLOW-DOWN	44	6,041,491	41	1,636,949	384	24,435,853	364	21,766,783
STATE OF UTAH*	11	325,889	6	497,536	101	3,677,544	123	7,319,931
OTHER NON-FED GOVT.	0	-	0	-	20	1,092,636	9	353,061
PRIVATE SECTOR	84	4,363,699	56	1,898,112	736	42,671,583	609	45,820,270
Commercial Sponsors	65	2,056,804	45	1,161,704	525	21,916,557	396	24,336,346
Not-For-Profit Sponsors	19	2,306,895	11	736,408	211	20,755,026	213	21,483,924
GRAND TOTALS	247	\$ 25,167,087	204	\$ 18,507,552	2,099	\$ 243,975,346	1,989	\$ 240,660,606

* State of Utah prime source sponsorship only; "Federal Flow-Down" contains Federal flow-down funding through the State

Part IV of VI Summary of Awards by Sponsor March 2005

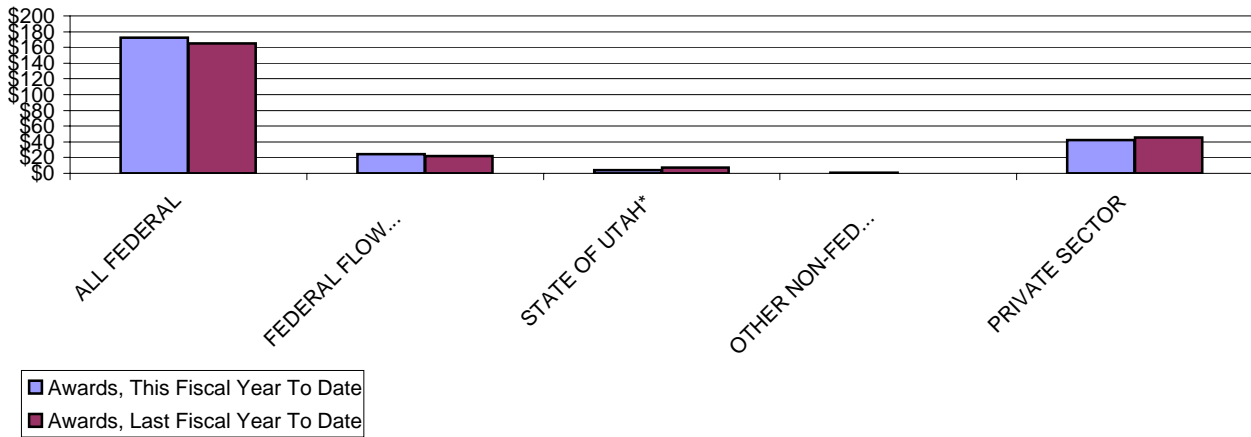
March 2005 vs. March 2004

Awards, In Millions



FYTD March 2005 vs. FYTD March 2004

Awards, In Millions



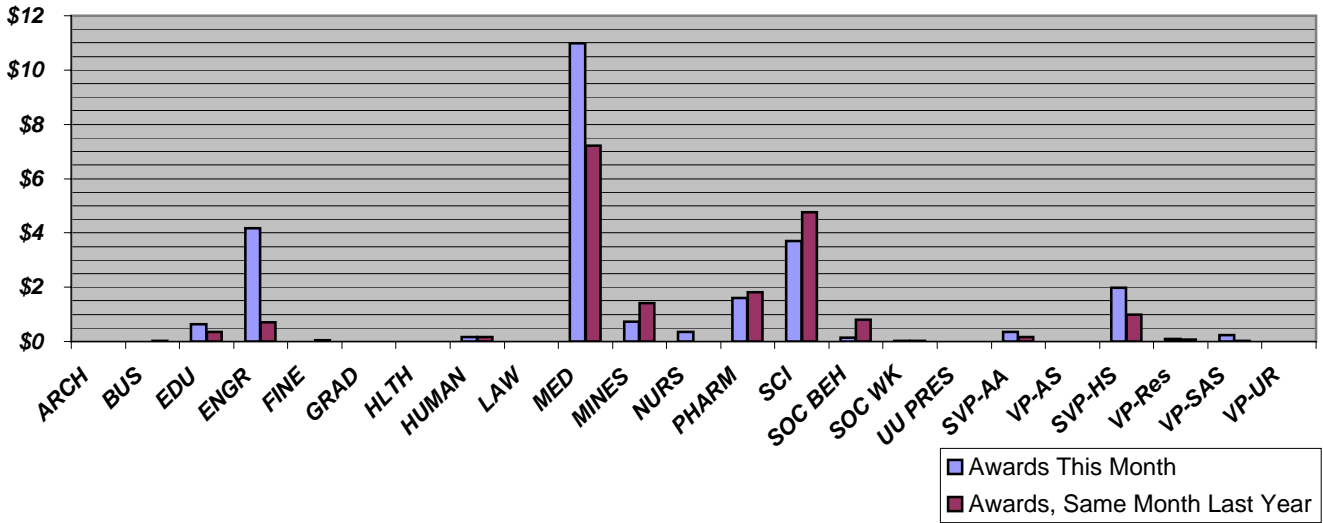
VICE-PRESIDENT FOR RESEARCH
April 2005
Part V of VI--AWARDS BY COLLEGE

DATE: May 17, 2005

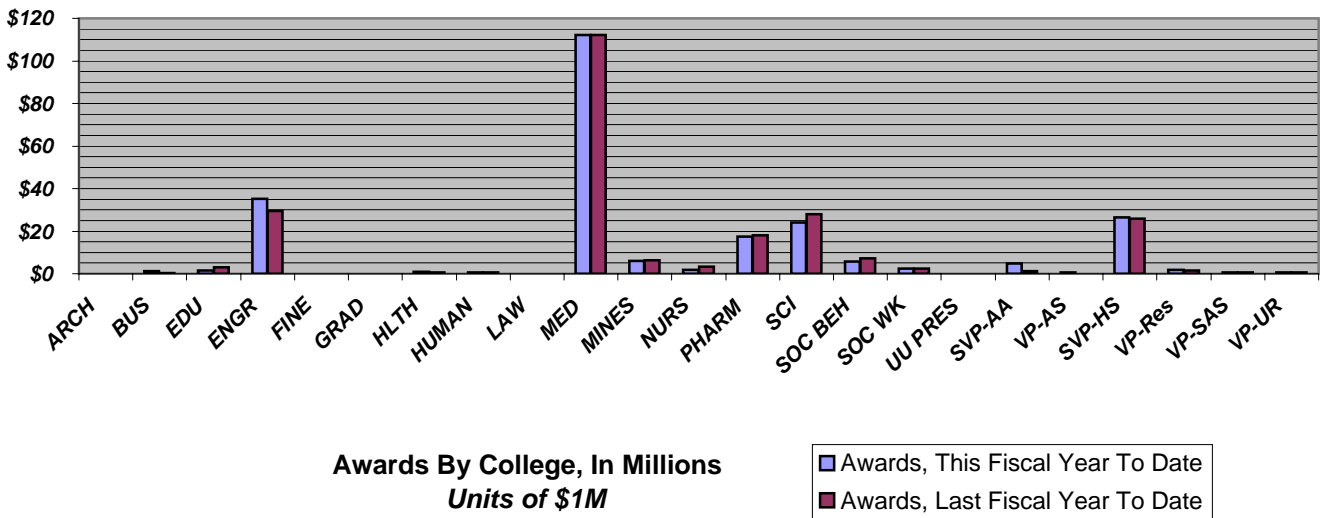
	April 2005		April 2004		FISCAL YEAR TO DATE (7/04-4/05)		FISCAL YEAR TO DATE (7/03-4/04)	
	<u>No.</u>	<u>Total Amt.</u>	<u>No.</u>	<u>Total Amt.</u>	<u>No.</u>	<u>Total Amt.</u>	<u>No.</u>	<u>Total Amt.</u>
ARCHITECTURE & PLANNING	2	(68)	0	-	7	110,908	2	516
BUSINESS	2	10,784	2	30,425	17	1,204,603	12	175,644
EDUCATION	4	639,194	2	344,311	20	1,396,312	21	3,080,753
ENGINEERING	53	4,179,655	27	711,231	401	35,058,410	291	29,453,588
FINE ARTS	0	-	1	44,000	2	3,000	1	44,000
GRADUATE SCHOOL	0	-	0	-	1	30,000	0	-
HEALTH	0	-	0	-	17	1,016,294	20	725,723
HUMANITIES	1	162,500	1	155,000	7	543,667	14	728,422
LAW	0	-	0	-	1	7,300	1	1,000
MEDICINE	112	10,974,959	86	7,207,544	955	112,216,107	905	112,068,550
MINES & EARTH SCIENCES	11	725,517	19	1,410,795	112	5,908,021	110	6,236,176
NURSING	2	350,079	0	-	19	1,920,290	23	3,235,735
PHARMACY	14	1,599,889	19	1,813,918	104	17,550,137	116	17,905,390
SCIENCE	21	3,699,223	27	4,751,283	158	23,931,482	188	27,834,037
SOCIAL & BEHAVIORAL SCIENCES	2	140,507	3	794,396	64	5,841,522	55	7,107,419
SOCIAL WORK	1	20,000	2	13,286	28	2,344,253	40	2,345,294
UNIVERSITY PRESIDENT	0	-	0	-	1	30,000	0	-
VP/ACADEMIC AFFAIRS	2	352,693	3	162,300	22	4,775,532	17	1,274,772
VP/ADMINISTRATIVE SERVICES	0	-	0	-	4	461,265	1	6,597
VP/HEALTH SCIENCES	17	1,973,712	9	978,787	129	26,391,067	134	25,727,222
VP/RESEARCH	1	97,928	2	64,430	11	1,786,604	19	1,478,970
VP/STUDENT AFFAIRS & SERVICES	1	233,415	1	25,846	7	712,250	10	650,141
VP/UNIVERSITY RELATIONS	1	7,100	0	-	12	736,322	9	580,657
GRAND TOTALS	247	\$25,167,087	204	\$18,507,552	2,099	\$243,975,346	1,989	\$240,660,606

Part V of VI
Summary of Awards by College
April 2005

April 2005 vs. April 2004



FYTD April 2005 vs. FYTD April 2004



Awards By College, In Millions
Units of \$1M

■ Awards, This Fiscal Year To Date
■ Awards, Last Fiscal Year To Date

VICE-PRESIDENT FOR RESEARCH
April 2005
Part VI of VI--GENERAL COLLEGE ACTIVITY

DATE: May 17, 2005

		April 2005		April 2004		FISCAL YEAR TO DATE (7/04-4/05)		FISCAL YEAR TO DATE (7/03-4/04)	
		<u>No.</u>	<u>Total Amt.</u>	<u>No.</u>	<u>Total Amt.</u>	<u>No.</u>	<u>Total Amt.</u>	<u>No.</u>	<u>Total Amt.</u>
ARCHITECTURE & PLANNING									
Proposals		0	-	0	-	6	1,144,359	1	2,500
Awards	Research	2	(68)	0	-	6	108,508	1	4,591
	Other	0	-	0	-	1	2,400	1	(4,075)
	Instruction	0	-	0	-	0	-	0	-
	Clinical	0	-	0	-	0	-	0	-
	Totals	2	(68)	0	-	7	110,908	2	516
BUSINESS									
Proposals		2	102,121	2	1,425,827	9	1,320,809	13	3,803,445
Awards	Research	1	7,284	1	25,424	9	196,603	6	111,543
	Other	1	3,500	1	5,001	8	1,008,000	6	64,101
	Instruction	0	-	0	-	0	-	0	-
	Clinical	0	-	0	-	0	-	0	-
	Totals	2	10,784	2	30,425	17	1,204,603	12	175,644
EDUCATION									
Proposals		6	3,850,809	6	4,533,752	20	8,181,508	26	9,529,957
Awards	Research	0	-	0	-	0	-	5	157,080
	Other	0	-	0	-	2	-	3	497,336
	Instruction	4	639,194	2	344,311	18	1,396,312	13	2,426,337
	Clinical	0	-	0	-	0	-	0	-
	Totals	4	639,194	2	344,311	20	1,396,312	21	3,080,753
ENGINEERING									
Proposals		25	16,483,372	28	7,855,084	282	127,811,689	269	139,739,008
Awards	Research	48	4,112,327	26	707,231	356	32,821,739	252	28,354,475
	Other	4	42,328	1	4,000	29	736,558	24	729,560
	Instruction	1	25,000	0	-	16	1,500,113	15	369,553
	Clinical	0	-	0	-	0	-	0	-
	Totals	53	4,179,655	27	711,231	401	35,058,410	291	29,453,588
FINE ARTS									
Proposals		1	15,000	0	-	5	1,205,495	1	1,500
Awards	Research	0	-	0	-	0	-	0	-
	Other	0	-	0	-	1	1,000	0	-
	Instruction	0	-	1	44,000	1	2,000	1	44,000
	Clinical	0	-	0	-	0	-	0	-
	Totals	0	-	1	44,000	2	3,000	1	44,000

		April 2005		April 2004		FISCAL YEAR TO DATE (7/04-4/05)		FISCAL YEAR TO DATE (7/03-4/04)	
		<u>No.</u>	<u>Total Amt.</u>	<u>No.</u>	<u>Total Amt.</u>	<u>No.</u>	<u>Total Amt.</u>	<u>No.</u>	<u>Total Amt.</u>
GRADUATE SCHOOL									
<i>Proposals</i>		0	-	0	-	1	30,000	0	-
<i>Awards</i>	Research	0	-	0	-	1	30,000	0	-
	Other	0	-	0	-	0	-	0	-
	Instruction	0	-	0	-	0	-	0	-
	Clinical	0	-	0	-	0	-	0	-
	<i>Totals</i>	0	-	0	-	1	30,000	0	-

HEALTH

<i>Proposals</i>		1	186,851	3	264,795	29	2,838,482	23	6,820,359
<i>Awards</i>	Research	0	-	0	-	8	460,757	8	186,059
	Other	0	-	0	-	6	262,920	11	481,831
	Instruction	0	-	0	-	3	292,617	1	57,833
	Clinical	0	-	0	-	0	-	0	-
	<i>Totals</i>	0	-	0	-	17	1,016,294	20	725,723

HUMANITIES

<i>Proposals</i>		0	-	1	1,500	18	2,498,111	22	10,644,828
<i>Awards</i>	Research	0	-	0	-	0	-	1	74,215
	Other	0	-	0	-	3	5,600	8	25,703
	Instruction	1	162,500	1	155,000	4	538,067	5	628,504
	Clinical	0	-	0	-	0	-	0	-
	<i>Totals</i>	1	162,500	1	155,000	7	543,667	14	728,422

LAW

<i>Proposals</i>		0	-	2	11,175	0	-	3	12,175
<i>Awards</i>	Research	0	-	0	-	0	-	0	-
	Other	0	-	0	-	1	7,300	1	1,000
	Instruction	0	-	0	-	0	-	0	-
	Clinical	0	-	0	-	0	-	0	-
	<i>Totals</i>	0	-	0	-	1	7,300	1	1,000

MEDICINE

<i>Proposals</i>		23	21,438,755	42	13,787,900	597	494,555,578	619	366,134,966
<i>Awards</i>	Research	48	5,562,324	44	5,726,833	489	77,779,193	529	85,223,558
	Other	27	731,570	13	338,838	172	9,231,112	125	8,209,247
	Instruction	10	1,968,862	6	606,225	84	13,901,177	68	8,262,194
	Clinical	27	2,712,203	23	535,648	210	11,304,625	183	10,373,551
	<i>Totals</i>	112	10,974,959	86	7,207,544	955	112,216,107	905	112,068,550

MINES & EARTH SCIENCES

<i>Proposals</i>		15	3,758,192	9	2,181,057	98	27,743,213	82	19,031,756
<i>Awards</i>	Research	10	665,517	19	1,410,795	87	4,810,242	92	5,822,948
	Other	1	60,000	0	-	25	1,097,779	18	413,228
	Instruction	0	-	0	-	0	-	0	-
	Clinical	0	-	0	-	0	-	0	-
	<i>Totals</i>	11	725,517	19	1,410,795	112	5,908,021	110	6,236,176

	April 2005		April 2004		FISCAL YEAR TO DATE (7/04-4/05)		FISCAL YEAR TO DATE (7/03-4/04)	
	<u>No.</u>	<u>Total Amt.</u>	<u>No.</u>	<u>Total Amt.</u>	<u>No.</u>	<u>Total Amt.</u>	<u>No.</u>	<u>Total Amt.</u>
NURSING								
<i>Proposals</i>	1	1,915,344	1	48,656	15	12,826,644	17	11,341,205

<i>Awards</i>	Research	1	82,175	0	-	8	222,910	14	1,811,346
	Other	0	-	0	-	3	379,491	5	564,377
	Instruction	1	267,904	0	-	8	1,317,889	4	860,012
	Clinical	0	-	0	-	0	-	0	-
	<i>Totals</i>	2	350,079	0	-	19	1,920,290	23	3,235,735

PHARMACY

<i>Proposals</i>	7	18,662,273	10	3,767,063	109	67,618,236	117	67,471,866
------------------	---	------------	----	-----------	-----	------------	-----	------------

<i>Awards</i>	Research	9	1,415,579	13	1,246,637	60	14,092,201	63	9,461,883
	Other	5	184,310	5	517,468	32	2,717,650	45	7,950,944
	Instruction	0	-	0	-	4	445,979	4	268,635
	Clinical	0	-	1	49,813	8	294,307	4	223,928
	<i>Totals</i>	14	1,599,889	19	1,813,918	104	17,550,137	116	17,905,390

SCIENCE

<i>Proposals</i>	5	438,517	6	1,354,153	157	113,270,543	154	96,084,116
------------------	---	---------	---	-----------	-----	-------------	-----	------------

<i>Awards</i>	Research	20	3,659,223	27	4,751,283	149	21,257,824	177	26,534,927
	Other	0	-	0	-	0	-	2	73,505
	Instruction	1	40,000	0	-	9	2,673,658	9	1,225,605
	Clinical	0	-	0	-	0	-	0	-
	<i>Totals</i>	21	3,699,223	27	4,751,283	158	23,931,482	188	27,834,037

SOCIAL & BEHAVIORAL SCIENCES

<i>Proposals</i>	3	229,926	5	1,556,741	48	14,107,314	62	16,529,019
------------------	---	---------	---	-----------	----	------------	----	------------

<i>Awards</i>	Research	0	-	3	794,396	40	5,353,040	42	4,502,025
	Other	0	-	0	-	21	291,772	13	2,605,394
	Instruction	2	140,507	0	-	3	196,710	0	-
	Clinical	0	-	0	-	0	-	0	-
	<i>Totals</i>	2	140,507	3	794,396	64	5,841,522	55	7,107,419

SOCIAL WORK

<i>Proposals</i>	2	33,116	1	40,500	18	3,097,408	20	5,835,930
------------------	---	--------	---	--------	----	-----------	----	-----------

<i>Awards</i>	Research	1	20,000	0	-	7	238,990	19	1,910,199
	Other	0	-	2	13,286	20	2,005,265	21	435,095
	Instruction	0	-	0	-	1	99,998	0	-
	Clinical	0	-	0	-	0	-	0	-
	<i>Totals</i>	1	20,000	2	13,286	28	2,344,253	40	2,345,294

UNIVERSITY PRESIDENT

<i>Proposals</i>	0	-	0	-	3	444,702	0	-
------------------	---	---	---	---	---	---------	---	---

<i>Awards</i>	Research	0	-	0	-	0	-	0	-
	Other	0	-	0	-	1	30,000	0	-
	Instruction	0	-	0	-	0	-	0	-
	Clinical	0	-	0	-	0	-	0	-
	<i>Totals</i>	0	-	0	-	1	30,000	0	-

	April 2005		April 2004		FISCAL YEAR TO DATE (7/04-4/05)		FISCAL YEAR TO DATE (7/03-4/04)	
	<u>No.</u>	<u>Total Amt.</u>	<u>No.</u>	<u>Total Amt.</u>	<u>No.</u>	<u>Total Amt.</u>	<u>No.</u>	<u>Total Amt.</u>
SR VP FOR ACADEMIC AFFAIRS*								
<i>Proposals</i>	6	743,244	3	575,682	34	19,439,714	13	4,450,186

<i>Awards</i>	Research	0	-	1	2,300	1	18,250	6	63,300
	Other	2	352,693	2	160,000	15	3,721,263	10	1,062,413
	Instruction	0	-	0	-	6	1,036,019	1	149,059
	Clinical	0	-	0	-	0	-	0	-
	<i>Totals</i>	2	352,693	3	162,300	22	4,775,532	17	1,274,772

VP FOR ADMINISTRATIVE SERVICES*

<i>Proposals</i>	0	-	0	-	4	1,350,281	1	7,330
------------------	---	---	---	---	---	-----------	---	-------

<i>Awards</i>	Research	0	-	0	-	0	-	0	-
	Other	0	-	0	-	4	461,265	1	6,597
	Instruction	0	-	0	-	0	-	0	-
	Clinical	0	-	0	-	0	-	0	-
	<i>Totals</i>	0	-	0	-	4	461,265	1	6,597

SR VP FOR HEALTH SCIENCES*

<i>Proposals</i>	6	454,709	4	850,354	89	74,435,615	80	71,474,072
------------------	---	---------	---	---------	----	------------	----	------------

<i>Awards</i>	Research	14	1,545,633	5	492,971	93	22,694,531	93	21,339,426
	Other	1	1,732	2	25,500	16	1,983,433	18	2,927,984
	Instruction	1	417,932	2	460,316	9	954,753	7	708,608
	Clinical	1	8,415	0	-	11	758,350	16	751,204
	<i>Totals</i>	17	1,973,712	9	978,787	129	26,391,067	134	25,727,222

VP FOR RESEARCH*

<i>Proposals</i>	2	186,807	3	417,180	14	14,662,693	10	4,722,382
------------------	---	---------	---	---------	----	------------	----	-----------

<i>Awards</i>	Research	0	-	0	-	2	120,799	10	943,807
	Other	1	97,928	2	64,430	9	1,665,805	9	535,163
	Instruction	0	-	0	-	0	-	0	-
	Clinical	0	-	0	-	0	-	0	-
	<i>Totals</i>	1	97,928	2	64,430	11	1,786,604	19	1,478,970

VP FOR STUDENT AFFAIRS & SERVICES*

<i>Proposals</i>	1	2,140	0	-	6	536,834	3	241,413
------------------	---	-------	---	---	---	---------	---	---------

<i>Awards</i>	Research	0	-	0	-	0	-	2	375,159
	Other	0	-	1	25,846	4	173,450	5	67,327
	Instruction	1	233,415	0	-	3	538,800	3	207,655
	Clinical	0	-	0	-	0	-	0	-
	<i>Totals</i>	1	233,415	1	25,846	7	712,250	10	650,141

VP FOR UNIVERSITY RELATIONS*

<i>Proposals</i>	1	125,000	2	452,581	11	860,094	15	2,144,386
------------------	---	---------	---	---------	----	---------	----	-----------

<i>Awards</i>	Research	0	-	0	-	1	7,350	1	35,133
	Other	1	7,100	0	-	11	728,972	8	545,524
	Instruction	0	-	0	-	0	-	0	-
	Clinical	0	-	0	-	0	-	0	-
	<i>Totals</i>	1	7,100	0	-	12	736,322	9	580,657

	April 2005		April 2004		FISCAL YEAR TO DATE (7/04-4/05)		FISCAL YEAR TO DATE (7/03-4/04)	
	<u>No.</u>	<u>Total Amt.</u>	<u>No.</u>	<u>Total Amt.</u>	<u>No.</u>	<u>Total Amt.</u>	<u>No.</u>	<u>Total Amt.</u>
Totals, Proposals	107	\$68,626,176	128	\$39,124,000	1,573	\$989,979,322	1,551	\$836,022,399
<u>Totals, AWARDS</u>	247	\$25,167,087	204	\$18,507,552	2,099	\$243,975,346	1,989	\$240,660,606

** Amounts for Vice-Presidents' Offices may reflect activity by Institutes, Centers & other discrete organizational entities that report directly to their cognizant Vice Presidents, rather than to a College or Graduate School.*